



STATEMENT OF APPROPRIATIONS, ALLOTMENTS, OBLIGATIONS, DISBURSEMENTS AND BALANCES
As of Quarter Ending December 31, 2016

Department: Agriculture
Agency/Operating Unit: PHILIPPINE COUNCIL FOR AGRICULTURE & FISHERIES
Organization Code (UACS): 05 013 00 00000
Funding Source: 1 01 101

<input type="checkbox"/>	Current Year Appropriations
<input type="checkbox"/>	Supplemental Appropriations
<input checked="" type="checkbox"/>	Continuing Appropriations


Particulars	UACS Code	Appropriations			Allotments				Current Year Obligations					Current Year Disbursement					Balances					
		Authorized Appropriations	Adjustments	Adjusted Appropriations	Allotments Received	Adjustments (Withdrawal, Realignment)	Transfer To	Transfer From	Adjusted Total Allotments	1st Quarter ending March 31	2nd Quarter ending June 30	3rd Quarter ending Sept. 30	4th Quarter ending Dec. 31	Total	1st Quarter ending March 31	2nd Quarter ending June 30	3rd Quarter ending Sept. 30	4th Quarter ending Dec. 31	Total	Unreleased Appra.	Unobligated Allotment	Unpaid Obligations (15-20)-(23+24)		
																						Due and Demandable	Not Yet Due and Demandable	
1	2	3	4	5=(3+4)	6	7	8	9	10=(6+(7)-8+9)	11	12	13	14	15=(11+12+13+14)	16	17	18	19	20=(16+17+18+19)	21=(5-10)	22=(10-15)	23	24	
I. AGENCY SPECIFIC BUDGET																								
General Administration and Support	100000000																							
General Administration and Supervision	100010001	4,118,467.31	-	4,118,467.31	4,118,467.31	-			4,118,467.31	12,392.54	123,975.17	-	3,593,849.35	3,730,217.06	12,057.13	-	-	3,692,090.13	3,704,147.26	-	388,250.25	20,219.80	-	
Maintenance & Other Operating Expenses	502000000	4,049,166.60		4,049,166.60	4,049,166.60				4,049,166.60	12,392.54	123,975.17		3,587,999.35	3,724,367.06	12,057.13			3,692,090.13	3,704,147.26		324,799.54	20,219.80		
Financial Expenses	503000000	18,815.00		18,815.00	18,815.00				18,815.00	-	-		-	-	-			-	-		18,815.00	-	-	
Capital Outlay	506000000	50,485.71		50,485.71	50,485.71				50,485.71	-	-		5,850.00	5,850.00	-			5,850.00	5,850.00		44,635.71	-	-	
Operations	300000000	6,829,538.87	-	6,829,538.87	6,829,538.87				6,829,538.87	253,382.27	84,645.00	5,636.00	6,439,629.26	6,783,292.53	237,929.67	84,645.00	5,636.00	5,387,768.81	5,715,979.48		46,246.34	1,067,313.05	-	
MFO1. Agriculture and Fishery Policy Services																								
Development and Coordination of Agriculture and Fishery Policies	301010000																							
Maintenance & Other Operating Expenses	502000000	3,110,640.27		3,110,640.27	3,110,640.27				3,110,640.27	40,394.65	1,820.00		3,067,636.68	3,109,851.33	37,869.98	1,820.00		2,234,098.30	2,273,788.28		788.94	836,063.05	-	
Planning, Monitoring and Knowledge Mgmt.	301030000																							
Maintenance & Other Operating Expenses	502000000	1,441,737.95		1,441,737.95	1,441,737.95				1,441,737.95	6,599.43	-	1,232.00	1,402,969.50	1,410,800.93	5,169.78		1,232.00	1,176,399.15	1,182,800.93		30,937.02	228,000.00	-	
Partnership Development	301030000																							
Maintenance & Other Operating Expenses	502000000	2,267,068.65		2,267,068.65	2,267,068.65				2,267,068.65	206,388.19	82,825.00	4,404.00	1,969,023.08	2,262,640.27	194,889.91	82,825.00	4,404.00	1,977,271.36	2,259,390.27		4,428.38	3,250.00	-	
Capital Outlay	506000000	10,092.00		10,092.00	10,092.00				10,092.00	-	-		-	-				-	-		10,092.00	-	-	
Sub-Total, Agency Specific Budget		10,948,006.18	-	10,948,006.18	10,948,006.18	-	-	-	10,948,006.18	265,774.81	208,620.17	5,636.00	10,033,478.61	10,513,509.59	249,986.80	84,645.00	5,636.00	9,085,708.94	9,425,976.74	-	434,496.59	1,087,532.85	-	
Maintenance & Other Operating Expenses	502000000	10,868,613.47	-	10,868,613.47	10,868,613.47	-	-	-	10,868,613.47	265,774.81	208,620.17	5,636.00	10,027,628.61	10,507,659.59	249,986.80	84,645.00	5,636.00	9,079,858.94	9,420,126.74	-	360,953.88	1,087,532.85	-	
Financial Expenses	503000000	18,815.00	-	18,815.00	18,815.00	-	-	-	18,815.00	-	-	-	-	-	-	-	-	-	-	-	18,815.00	-	-	
Capital Outlay	506000000	60,577.71	-	60,577.71	60,577.71	-	-	-	60,577.71	-	-	-	5,850.00	5,850.00	-	-	-	5,850.00	5,850.00	-	54,727.71	-	-	
GRAND TOTAL		10,948,006.18	-	10,948,006.18	10,948,006.18	-	-	-	10,948,006.18	265,774.81	208,620.17	5,636.00	10,033,478.61	10,513,509.59	249,986.80	84,645.00	5,636.00	9,085,708.94	9,425,976.74	-	434,496.59	1,087,532.85	-	
Maintenance & Other Operating Expenses	502000000	10,868,613.47	-	10,868,613.47	10,868,613.47	-	-	-	10,868,613.47	265,774.81	208,620.17	5,636.00	10,027,628.61	10,507,659.59	249,986.80	84,645.00	5,636.00	9,079,858.94	9,420,126.74	-	360,953.88	1,087,532.85	-	
Financial Expenses	503000000	18,815.00	-	18,815.00	18,815.00	-	-	-	18,815.00	-	-	-	-	-	-	-	-	-	-	-	18,815.00	-	-	
Capital Outlay	506000000	60,577.71	-	60,577.71	60,577.71	-	-	-	60,577.71	-	-	-	5,850.00	5,850.00	-	-	-	5,850.00	5,850.00	-	54,727.71	-	-	
Recapitulation by MFO:																								
MFO1. Agriculture and Fishery Policy Services																								
OF WHICH:																								
Major Program/Projects																								
KRA1. Transparency, Accountability and Open Governance																								
		6,829,538.87	-	6,829,538.87	6,829,538.87	-	-	-	6,829,538.87	253,382.27	84,645.00	5,636.00	6,439,629.26	6,783,292.53	237,929.67	84,645.00	5,636.00	5,387,768.81	5,715,979.48	-	46,246.34	1,067,313.05	-	

Certified Correct

JOSE REDENTOR H. BESENI0
Chief, Budget Section

Certified Correct

MERLYN R. GALDONEZ
Chief, Accounting Section

Recommending Approval

FIDELIA A. ANDRES
OIC, Chief, Administrative, Financial & Management Division

Approved By:

SARAH G. CAYONA
Officer-in-Charge
