



Republic of the Philippines
Department of Agriculture
PHILIPPINE COUNCIL FOR AGRICULTURE AND FISHERIES
Department of Agriculture Compound
Elliptical Road, Diliman, Quezon City
Tel. No. (02) 8928-8751 to 65 locals 2601-2625, email: pcafofficial@pcaf.da.gov.ph

AFMD-BS-L-2022-017



February 2, 2022

MS. TINA ROSE MARIE L. CANDA
OIC-Secretary
Department of Budget and Management
Malacañang, Manila

Thru: **HON. WILLIAM D. DAR, Ph.D.**
Secretary
Department of Agriculture

Attn: **MS. CRISTINA B. CLASARA**
Director, BMB "E"

DEPARTMENT OF AGRICULTURE
Budget Division



Dear **Secretary Canda**:

We are submitting PCAF's FY 2021 Budget and Financial Accountability Reports (BFARs) as of December 31, 2021 for your information and perusal.

Thank you.

Very truly yours,

[Signature]
LIZA G. BATTAD, Ph.D.
OIC-Executive Director

[Signature]



*A food-secure and resilient Philippines
with empowered and prosperous farmers and fisherfolk*



02/03/2022

STATEMENT OF APPROPRIATIONS, ALLOTMENTS, OBLIGATIONS, DISBURSEMENTS AND BALANCES
As at the Quarter Ending December 31, 2021

Department : Department of Agriculture (DA)
Agency/Entity : Philippine Council for Agriculture and Fisheries
Operating Unit : < not applicable >
Organization Code (UACS) : 05 013 0000000
Fund Cluster : 01 Regular Agency Fund
(e.g. UACS Fund Cluster: 01-Regular Agency Fund, 02-Foreign Assisted Projects Fund, 03-Special Account-Locally Funded/Domestic Grants Fund, and 04-Special Account-Foreign Assisted/Foreign Grants Fund)

X	Current Year Appropriations
	Supplemental Appropriations
	Continuing Appropriations

Particulars	UACS CODE	Appropriations					Allotments			Current Year Obligations					Current Year Disbursements					Balances			
		Authorized Appropriations	Adjustments/Transfer To/From/Modification/ Augmentations)	Adjusted Appropriations	Allotments Received	Adjustments/Reductions/Modification/Augmentations)	Transfer To	Transfer From	Adjusted Total Allotments	1st Quarter Ending March 31	2nd Quarter Ending June 30	3rd Quarter Ending Sept. 30	4th Quarter Ending Dec. 31	TOTAL	1st Quarter Ending March 31	2nd Quarter Ending June 30	3rd Quarter Ending Sept. 30	4th Quarter Ending Dec. 31	TOTAL	Unreleased Appro	Unobligated Allotments	Unpaid Obligations(16-20)=(23+24)	
		3	4	5=(3+4)	6	7	8	9	10=[(6+(-7))-8+9]	11	12	13	14	15=(11+12+13+14)	16	17	18	19	20=(16+17+18+19)	21	22	23	24
I. Agency Specific Budget		222,964,000.00	0.00	222,964,000.00	222,964,000.00	0.00	0.00	0.00	222,964,000.00	76,050,821.17	41,947,900.47	35,140,094.49	47,901,460.53	203,040,276.66	37,634,529.58	54,366,346.87	38,351,392.35	52,892,441.12	163,306,709.93	0.00	19,623,723.34	3,685,362.23	15,960,205.02
General Administration and Support	100000010000000	30,215,000.00	301,177.77	30,516,177.77	30,215,000.00	301,177.77	0.00	0.00	30,516,177.77	10,940,522.72	5,998,473.05	6,330,416.39	5,845,821.27	29,116,233.43	7,504,449.27	7,281,434.10	7,030,964.82	6,685,450.43	28,601,368.82	0.00	1,309,944.34	275,355.73	239,479.06
General Management and Supervision	100000100001000	27,897,000.00	301,177.77	28,198,177.77	27,897,000.00	301,177.77	0.00	0.00	28,198,177.77	8,828,559.06	5,849,254.16	6,243,598.94	5,846,821.27	26,768,223.43	5,462,485.61	7,132,215.21	6,943,247.37	6,695,460.43	26,253,358.62	0.00	1,309,944.34	275,355.73	239,479.06
PS		13,858,000.00	901,177.77	14,759,177.77	13,858,000.00	901,177.77	0.00	0.00	14,759,177.77	4,584,620.64	3,575,767.40	3,690,460.48	2,883,064.30	14,733,221.82	3,406,174.80	4,604,246.45	3,775,683.75	2,945,116.82	14,733,221.82	0.00	25,955.95	0.00	0.00
MOOE		13,694,000.00	(600,900.00)	13,094,000.00	13,094,000.00	(600,900.00)	0.00	0.00	13,094,000.00	4,243,629.42	2,274,186.76	2,553,136.46	2,963,756.67	12,035,911.61	2,074,310.61	2,527,965.76	3,167,563.62	3,760,333.61	11,520,176.86	0.00	1,258,989.39	275,355.73	239,479.06
FinEx		15,000.00	0.00	15,000.00	15,000.00	0.00	0.00	0.00	15,000.00	0.00	0.00	0.00	0.00	0.00	0.00	0.00	0.00	0.00	0.00	0.00	15,000.00	0.00	0.00
Administration of Personnel Benefits	100000100002000	2,348,000.00	0.00	2,348,000.00	2,348,000.00	0.00	0.00	0.00	2,348,000.00	2,111,863.66	149,216.89	86,817.45	0.00	2,349,000.00	2,111,863.66	149,216.89	86,817.45	0.00	2,348,000.00	0.00	0.00	0.00	0.00
PS		2,348,000.00	0.00	2,348,000.00	2,348,000.00	0.00	0.00	0.00	2,348,000.00	2,111,863.66	149,216.89	86,817.45	0.00	2,349,000.00	2,111,863.66	149,216.89	86,817.45	0.00	2,348,000.00	0.00	0.00	0.00	0.00
Sub-Total, General Administration and Support		30,215,000.00	301,177.77	30,516,177.77	30,215,000.00	301,177.77	0.00	0.00	30,516,177.77	10,940,522.72	5,998,473.05	6,330,416.39	5,845,821.27	29,116,233.43	7,504,449.27	7,281,434.10	7,030,964.82	6,685,450.43	28,601,368.82	0.00	1,309,944.34	275,355.73	239,479.06
PS		16,236,000.00	901,177.77	17,137,177.77	16,236,000.00	901,177.77	0.00	0.00	17,137,177.77	6,096,593.50	3,724,385.20	3,777,277.63	2,883,064.30	17,061,221.82	5,520,139.48	4,763,465.34	3,862,501.70	2,945,116.82	17,061,221.82	0.00	25,955.95	0.00	0.00
MOOE		13,994,000.00	(600,900.00)	13,394,000.00	13,394,000.00	(600,900.00)	0.00	0.00	13,394,000.00	4,243,629.42	2,274,186.76	2,553,136.46	2,963,756.67	12,035,911.61	2,074,310.61	2,527,965.76	3,167,563.62	3,760,333.61	11,520,176.86	0.00	1,258,989.39	275,355.73	239,479.06
FinEx (if Applicable)		15,000.00	0.00	15,000.00	15,000.00	0.00	0.00	0.00	15,000.00	0.00	0.00	0.00	0.00	0.00	0.00	0.00	0.00	0.00	0.00	0.00	15,000.00	0.00	0.00
CO		0.00	0.00	0.00	0.00	0.00	0.00	0.00	0.00	0.00	0.00	0.00	0.00	0.00	0.00	0.00	0.00	0.00	0.00	0.00	0.00	0.00	0.00
Operations	30000000000000	192,749,000.00	(301,177.77)	192,447,822.23	192,749,000.00	(301,177.77)	0.00	0.00	192,447,822.23	67,110,298.45	35,948,427.42	28,809,678.10	42,054,639.26	173,924,043.23	30,040,079.32	47,106,912.77	31,321,327.53	46,266,890.68	154,765,310.31	0.00	18,523,779.00	3,408,006.50	15,750,726.42
OG - Enhanced Agriculture and Fishery Stakeholders Participation in Policy Development		192,749,000.00	(301,177.77)	192,447,822.23	192,749,000.00	(301,177.77)	0.00	0.00	192,447,822.23	67,110,298.45	35,948,427.42	28,809,678.10	42,054,639.26	173,924,043.23	30,040,079.32	47,106,912.77	31,321,327.53	46,266,890.68	154,765,310.31	0.00	18,523,779.00	3,408,006.50	15,750,726.42
AGRICULTURE AND FISHERY STAKEHOLDERS ENGAGEMENT PROGRAM		192,749,000.00	(301,177.77)	192,447,822.23	192,749,000.00	(301,177.77)	0.00	0.00	192,447,822.23	67,110,298.45	35,948,427.42	28,809,678.10	42,054,639.26	173,924,043.23	30,040,079.32	47,106,912.77	31,321,327.53	46,266,890.68	154,765,310.31	0.00	18,523,779.00	3,408,006.50	15,750,726.42
Development and Coordination of Agriculture and Fishery Policies	310100100001000	60,160,000.00	(6,000.00)	60,154,000.00	60,160,000.00	(6,000.00)	0.00	0.00	60,160,000.00	25,927,890.34	11,431,066.42	8,034,969.85	14,199,592.17	67,588,440.78	10,659,923.16	23,458,469.88	5,961,010.92	14,332,997.14	64,442,360.93	0.00	2,871,559.22	420,624.01	2,425,425.84
PS		13,193,000.00	531,311.85	13,724,311.85	13,193,000.00	531,311.85	0.00	0.00	13,724,311.85	3,026,525.49	2,503,133.06	2,477,997.64	4,662,991.53	12,670,547.73	2,221,169.08	2,235,992.79	2,501,300.86	4,521,491.31	12,489,876.06	0.00	1,053,764.10	80,974.72	89,696.97
MOOE		46,973,000.00	(537,311.85)	46,435,688.15	46,973,000.00	(537,311.85)	0.00	0.00	46,435,688.15	22,596,374.86	8,927,934.34	5,557,072.21	9,535,510.82	44,817,593.03	9,438,735.11	20,222,566.89	3,469,707.05	9,801,505.93	41,952,514.87	0.00	1,817,788.12	329,649.29	2,335,728.87
Planning, Monitoring and Knowledge Management	310100100002000	78,552,000.00	(37,500.00)	78,514,500.00	78,552,000.00	(37,500.00)	0.00	0.00	78,514,500.00	28,897,366.29	19,148,691.30	11,110,407.65	11,743,306.55	79,897,791.67	13,084,282.31	13,345,462.10	16,425,523.61	16,805,364.99	61,660,643.01	0.00	7,616,109.33	683,042.82	8,514,105.84
PS		16,019,000.00	512,500.00	16,531,500.00	16,019,000.00	512,500.00	0.00	0.00	16,531,500.00	3,842,626.00	2,850,880.05	2,815,040.38	5,403,468.83	15,012,330.38	2,900,486.15	3,734,297.95	2,823,285.80	3,304,416.04	14,822,485.94	0.00	1,519,169.64	100,147.45	89,696.97
MOOE		42,217,000.00	(559,000.00)	41,658,000.00	42,217,000.00	(559,000.00)	0.00	0.00	41,658,000.00	17,620,360.29	3,551,806.33	8,295,367.07	5,820,076.62	35,587,604.31	9,139,796.16	4,211,009.15	13,214,371.81	4,218,652.96	30,764,851.08	0.00	6,079,365.68	148,220.62	4,674,232.61
CO		20,316,000.00	0.00	20,316,000.00	20,316,000.00	0.00	0.00	0.00	20,316,000.00	7,434,105.00	12,943,988.00	0.00	519,761.00	20,297,857.00	1,000,000.00	5,400,129.00	387,866.00	9,282,316.98	18,073,305.98	0.00	16,143.05	434,374.75	3,780,176.26
Partnership Development	310100100003000	54,031,000.00	(257,677.77)	53,773,322.23	54,031,000.00	(257,677.77)	0.00	0.00	53,773,322.23	12,580,011.82	5,371,667.62	11,664,309.80	15,111,830.54	45,737,810.78	6,295,573.82	10,303,009.99	8,904,793.00	13,158,608.58	38,862,276.37	0.00	8,035,511.45	2,304,339.67	4,771,194.74
PS		14,436,000.00	267,322.23	14,703,322.23	14,436,000.00	267,322.23	0.00	0.00	14,703,322.23	3,286,885.66	2,988,963.80	2,650,938.60	5,167,443.59	13,449,029.15	2,573,299.11	3,139,072.53	2,489,072.54	5,078,974.02	13,274,417.20	0.00	1,313,293.08	84,914.95	89,696.97

Department : Department of Agriculture (DA)
 Agency/Entity : Philippine Council for Agriculture and Fisheries
 Operating Unit : < not applicable >
 Organization Code (UACS) : 05 013 000000
 Fund Cluster : 01 Regular Agency Fund

X	Current Year Appropriations
	Supplemental Appropriations
	Continuing Appropriations

(e.g. UACS Fund Cluster: 01-Regular Agency Fund, 02-Foreign Assisted Projects Fund, 03-Special Account-Locally Funded/Domestic Grants Fund, and 04-Special Account-Foreign Assisted/Foreign Grants Fund)


Particulars	UACS CODE	Appropriations			Allotments						Current Year Obligations					Current Year Disbursements					Balances			
		Authorized Appropriations	Adjustments (Transfer To/From, Modifications/ Augmentations)	Adjusted Appropriations	Allotments Received	Adjustments (Reduction & Modifications/ Augmentations)	Transfer To	Transfer From	Adjusted Total Allotments	1st Quarter Ending March 31	2nd Quarter Ending June 30	3rd Quarter Ending Sept. 30	4th Quarter Ending Dec. 31	TOTAL	1st Quarter Ending March 31	2nd Quarter Ending June 30	3rd Quarter Ending Sept. 30	4th Quarter Ending Dec. 31	TOTAL	Unreleased Appro	Unobligated Allotments	Unpaid Obligations (15-20)=(23+24)		
		3	4	5=(3+4)	6	7	8	9	10=[(6-(-7))-8+9]	11	12	13	14	15=(11+12+13+14)	16	17	18	19	20=(16+17+18+19)	21	22	23	24	
MOOE		39,536,000.00	(525,000.00)	39,011,000.00	39,536,000.00	(525,000.00)	0.00	0.00	39,011,000.00	9,203,326.76	2,582,703.72	9,159,364.20	10,844,389.88	32,269,784.56	3,722,575.71	7,163,928.46	6,421,720.46	8,079,634.54	25,397,859.17	0.00	6,722,218.37	2,219,424.69	4,681,487.77	
Sub-Total, Operations		192,749,000.00	(201,177.77)	192,447,822.23	192,749,000.00	(201,177.77)	0.00	0.00	192,447,822.23	67,110,298.45	35,949,427.42	29,809,676.10	42,054,639.26	173,943,043.23	39,940,079.32	47,106,912.77	31,321,327.53	46,280,900.69	154,765,310.31	0.00	18,520,770.00	3,408,006.50	15,750,726.42	
PS		43,707,000.00	1,311,134.08	45,018,134.08	43,707,000.00	1,311,134.08	0.00	0.00	45,018,134.08	10,355,135.54	7,742,885.03	7,796,589.82	15,233,004.07	41,131,207.26	7,754,972.34	10,109,283.27	7,607,562.22	14,914,681.37	40,586,779.20	0.00	3,886,226.82	276,037.15	2,609,089.67	
MOOE		128,726,000.00	(1,612,311.85)	127,113,688.15	128,726,000.00	(1,612,311.85)	0.00	0.00	127,113,688.15	49,320,061.91	15,562,445.39	21,010,797.48	26,309,974.19	112,494,278.97	21,282,106.98	31,597,505.50	33,125,799.31	22,069,793.33	98,102,225.12	0.00	14,619,409.18	2,697,594.60	11,691,459.25	
FinEx (if Applicable)		0.00	0.00	0.00	0.00	0.00	0.00	0.00	0.00	0.00	0.00	0.00	0.00	0.00	0.00	0.00	0.00	0.00	0.00	0.00	0.00	0.00	0.00	
CO		20,316,000.00	0.00	20,316,000.00	20,316,000.00	0.00	0.00	0.00	20,316,000.00	7,434,100.00	12,343,896.00	0.00	519,761.00	29,297,857.00	1,003,000.00	5,400,124.00	387,866.00	9,282,315.09	16,073,305.09	0.00	16,143.00	434,374.75	3,790,176.28	
Sub-Total, I Agency Specific Budget		222,954,000.00	0.00	222,954,000.00	222,954,000.00	0.00	0.00	0.00	222,954,000.00	78,080,821.17	41,947,500.47	35,140,094.49	47,801,460.53	203,049,276.66	37,634,529.59	64,368,346.87	26,351,992.35	52,952,441.12	183,366,709.93	0.00	19,823,723.34	3,683,362.23	16,990,205.50	
PS		59,913,000.00	2,212,311.85	62,125,311.85	59,913,000.00	2,212,311.85	0.00	0.00	62,125,311.85	17,052,728.84	11,467,272.34	11,576,158.55	18,119,266.37	58,213,129.08	13,275,110.80	14,862,729.61	11,070,163.42	17,859,989.19	57,668,001.02	0.00	3,912,182.77	276,037.15	2,680,081.61	
MOOE		142,720,000.00	(2,212,311.85)	140,507,688.15	142,720,000.00	(2,212,311.85)	0.00	0.00	140,507,688.15	53,563,991.23	18,136,832.15	23,583,635.64	29,294,731.16	124,529,200.58	23,356,417.79	34,125,494.26	26,293,362.50	25,850,126.94	109,625,401.82	0.00	15,976,397.57	2,697,594.60	11,930,038.33	
FinEx (if Applicable)		15,000.00	0.00	15,000.00	15,000.00	0.00	0.00	0.00	15,000.00	0.00	0.00	0.00	0.00	0.00	0.00	0.00	0.00	0.00	0.00	0.00	0.00	0.00	0.00	
CO		20,316,000.00	0.00	20,316,000.00	20,316,000.00	0.00	0.00	0.00	20,316,000.00	7,434,100.00	12,343,896.00	0.00	519,761.00	29,297,857.00	1,003,000.00	5,400,124.00	387,866.00	9,282,315.09	16,073,305.09	0.00	16,143.00	434,374.75	3,790,176.28	
II. Automatic Appropriations		5,375,000.00	0.00	5,375,000.00	5,375,000.00	0.00	0.00	0.00	5,375,000.00	1,203,118.56	1,208,046.37	1,174,097.87	1,155,302.62	4,740,565.42	1,203,118.56	1,208,046.37	1,174,097.87	1,155,302.62	4,740,565.42	0.00	634,434.58	0.00	0.00	
Specific Budgets of National Government Agencies		5,375,000.00	0.00	5,375,000.00	5,375,000.00	0.00	0.00	0.00	5,375,000.00	1,203,118.56	1,208,046.37	1,174,097.87	1,155,302.62	4,740,565.42	1,203,118.56	1,208,046.37	1,174,097.87	1,155,302.62	4,740,565.42	0.00	634,434.58	0.00	0.00	
Retirement and Life Insurance Premiums		5,375,000.00	0.00	5,375,000.00	5,375,000.00	0.00	0.00	0.00	5,375,000.00	1,203,118.56	1,208,046.37	1,174,097.87	1,155,302.62	4,740,565.42	1,203,118.56	1,208,046.37	1,174,097.87	1,155,302.62	4,740,565.42	0.00	634,434.58	0.00	0.00	
PS		5,375,000.00	0.00	5,375,000.00	5,375,000.00	0.00	0.00	0.00	5,375,000.00	1,203,118.56	1,208,046.37	1,174,097.87	1,155,302.62	4,740,565.42	1,203,118.56	1,208,046.37	1,174,097.87	1,155,302.62	4,740,565.42	0.00	634,434.58	0.00	0.00	
Sub-Total II. Automatic Appropriations		5,375,000.00	0.00	5,375,000.00	5,375,000.00	0.00	0.00	0.00	5,375,000.00	1,203,118.56	1,208,046.37	1,174,097.87	1,155,302.62	4,740,565.42	1,203,118.56	1,208,046.37	1,174,097.87	1,155,302.62	4,740,565.42	0.00	634,434.58	0.00	0.00	
MOOE		0.00	0.00	0.00	0.00	0.00	0.00	0.00	0.00	0.00	0.00	0.00	0.00	0.00	0.00	0.00	0.00	0.00	0.00	0.00	0.00	0.00	0.00	
FinEx		0.00	0.00	0.00	0.00	0.00	0.00	0.00	0.00	0.00	0.00	0.00	0.00	0.00	0.00	0.00	0.00	0.00	0.00	0.00	0.00	0.00	0.00	
CO		0.00	0.00	0.00	0.00	0.00	0.00	0.00	0.00	0.00	0.00	0.00	0.00	0.00	0.00	0.00	0.00	0.00	0.00	0.00	0.00	0.00	0.00	
III. Special Purpose Fund		0.00	1,941,162.00	1,941,162.00	0.00	1,941,162.00	0.00	0.00	1,941,162.00	0.00	0.00	0.00	1,920,154.02	(35,540.23)	1,884,613.79	0.00	0.00	1,884,613.79	0.00	1,884,613.79	0.00	56,548.21	0.00	0.00
Miscellaneous Personnel Benefits Fund		0.00	1,941,162.00	1,941,162.00	0.00	1,941,162.00	0.00	0.00	1,941,162.00	0.00	0.00	0.00	1,920,154.02	(35,540.23)	1,884,613.79	0.00	0.00	1,884,613.79	0.00	1,884,613.79	0.00	56,548.21	0.00	0.00
PS		0.00	1,941,162.00	1,941,162.00	0.00	1,941,162.00	0.00	0.00	1,941,162.00	0.00	0.00	0.00	1,920,154.02	(35,540.23)	1,884,613.79	0.00	0.00	1,884,613.79	0.00	1,884,613.79	0.00	56,548.21	0.00	0.00
Sub-Total III. Special Purpose Fund		0.00	1,941,162.00	1,941,162.00	0.00	1,941,162.00	0.00	0.00	1,941,162.00	0.00	0.00	0.00	1,920,154.02	(35,540.23)	1,884,613.79	0.00	0.00	1,884,613.79	0.00	1,884,613.79	0.00	56,548.21	0.00	0.00
PS		0.00	1,941,162.00	1,941,162.00	0.00	1,941,162.00	0.00	0.00	1,941,162.00	0.00	0.00	0.00	1,920,154.02	(35,540.23)	1,884,613.79	0.00	0.00	1,884,613.79	0.00	1,884,613.79	0.00	56,548.21	0.00	0.00
MOOE		0.00	0.00	0.00	0.00	0.00	0.00	0.00	0.00	0.00	0.00	0.00	0.00	0.00	0.00	0.00	0.00	0.00	0.00	0.00	0.00	0.00	0.00	
FinEx		0.00	0.00	0.00	0.00	0.00	0.00	0.00	0.00	0.00	0.00	0.00	0.00	0.00	0.00	0.00	0.00	0.00	0.00	0.00	0.00	0.00	0.00	
CO		0.00	0.00	0.00	0.00	0.00	0.00	0.00	0.00	0.00	0.00	0.00	0.00	0.00	0.00	0.00	0.00	0.00	0.00	0.00	0.00	0.00	0.00	
IV. Reversion of the Unobligated Allotments charged against R.A. Nos. 11465 and 11484		0.00	0.00	0.00	0.00	0.00	0.00	0.00	0.00	0.00	0.00	0.00	0.00	0.00	0.00	0.00	0.00	0.00	0.00	0.00	0.00	0.00	0.00	
GRAND TOTAL		228,339,000.00	1,941,162.00	230,280,162.00	228,339,000.00	1,941,162.00	0.00	0.00	230,280,162.00	79,253,939.79	43,155,946.84	38,234,346.38	49,021,222.92	209,665,455.87	38,837,647.15	55,596,393.24	41,410,104.01	54,147,743.74	189,991,988.14	0.00	20,614,706.13	3,683,362.23	15,990,205.60	
PS		55,288,000.00	4,153,473.85	59,441,473.85	55,288,000.00	4,153,473.85	0.00	0.00	59,441,473.85	16,255,848.40	12,875,318.89	14,870,419.44	19,235,720.76	84,839,309.28	14,475,229.38	16,979,774.86	14,728,875.06	19,915,300.81	64,283,169.23	0.00	4,603,165.36	276,037.15	2,609,081.61	

Department : Department of Agriculture (DA)
 Agency/Entity : Philippine Council for Agriculture and Fisheries
 Operating Unit : < not applicable >
 Organization Code (UACS) : 05 013 0000000
 Fund Cluster : 01 Regular Agency Fund

X	Current Year Appropriations
	Supplemental Appropriations
	Continuing Appropriations

(e.g. UACS Fund Cluster: 01-Regular Agency Fund, 02-Foreign Assisted Projects Fund, 03-Special Account-Locally Funded/Domestic Grants Fund, and 04-Special Account-Foreign Assisted/Foreign Grants Fund)

Particulars	UACS CODE	Appropriations			Allotments					Current Year Obligations					Current Year Disbursements					Balances			
		Authorized Appropriations	Adjustments (Transfer To/From, Modification, Additions/Deletions)	Adjusted Appropriations	Allotments Received	Adjustments (Reduction, Modification, Addition/Deletions)	Transfer To	Transfer From	Adjusted Total Allotments	1st Quarter Ending March 31	2nd Quarter Ending June 30	3rd Quarter Ending Sept. 30	4th Quarter Ending Dec. 31	TOTAL	1st Quarter Ending March 31	2nd Quarter Ending June 30	3rd Quarter Ending Sept. 30	4th Quarter Ending Dec. 31	TOTAL	Unreleased Appro	Unobligated Allotments	Unpaid Obligations (15-20)+(23+24)	
																						Due and Demandable	Not Yet Due and Demandable
1	2	3	4	5=(3+4)	6	7	8	9	10=[(6+)-(7)-8+9]	11	12	13	14	15=(11+12+13+14)	16	17	18	19	20=(16+17+18+19)	21	22	23	24
MDOE		142,720,000.00	(2,212,311.95)	140,507,688.15	142,720,000.00	(2,212,311.95)	0.00	0.00	140,507,688.15	53,683,591.33	18,136,632.18	23,563,935.94	29,264,731.16	124,529,290.56	23,356,417.79	34,125,494.26	26,293,262.33	25,850,126.04	109,625,401.02	0.00	15,976,397.57	2,972,650.30	11,930,938.33
FinEx		15,000.00	0.00	15,000.00	15,000.00	0.00	0.00	0.00	15,000.00	0.00	0.00	0.00	0.00	0.00	0.00	0.00	0.00	0.00	0.00	0.00	15,000.00	0.00	0.00
CD		20,316,000.00	0.00	20,316,000.00	20,316,000.00	0.00	0.00	0.00	20,316,000.00	7,434,100.00	12,342,895.00	0.00	519,761.00	29,297,557.00	1,003,000.00	5,400,124.00	387,866.00	9,282,315.99	16,973,305.99	0.00	18,143.00	434,374.75	3,780,176.26
Recapitulation by OO																							
Agency Specific Budget		192,749,000.00	(101,177.77)	192,447,822.23	192,749,000.00	(101,177.77)	0.00	0.00	192,447,822.23	67,110,298.45	35,949,427.42	28,809,678.10	42,054,639.26	173,924,043.23	30,040,079.32	47,106,912.77	31,321,327.53	46,286,900.00	154,765,310.31	0.00	18,523,779.00	3,408,006.50	16,750,726.42
AGRICULTURE AND FISHERY STAKEHOLDERS ENGAGEMENT PROGRAM		192,749,000.00	(101,177.77)	192,447,822.23	192,749,000.00	(101,177.77)	0.00	0.00	192,447,822.23	67,110,298.45	35,949,427.42	28,809,678.10	42,054,639.26	173,924,043.23	30,040,079.32	47,106,912.77	31,321,327.53	46,286,900.00	154,765,310.31	0.00	18,523,779.00	3,408,006.50	16,750,726.42

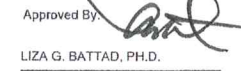
Certified Correct:

 JOSE REVENTOR H. BESENIO
 Chief, Budget Section
 Date: 2022-01-31 23:46:51

Certified Correct:

 MARIA DIVINA P. BERNALLES
 Chief, Accounting Section
 Date: 2022-01-31 23:46:51

Recommending Approval:

 FIDELIA DE ASIS-ANDRES
 Chief, AFMD
 Date: 2022-01-31 23:48:59

Approved By:

 LIZA G. BATTAD, PH.D.
 OIC-Executive Director
 Date: 2022-01-31 23:49:38

STATEMENT OF APPROPRIATIONS, ALLOTMENTS, OBLIGATIONS, DISBURSEMENTS AND BALANCES
As at the Quarter Ending December 31, 2021

Department: Department of Agriculture (DA)
Agency: Philippine Council for Agriculture and Fisheries
Operating Unit: < not applicable >
Organization Code (UACS) : 05 013 000000
Fund Cluster: 01 Regular Agency Fund

	Current Year Appropriations
	Supplemental Appropriations
X	Continuing Appropriations

(e.g. UACS Fund Cluster: 01-Regular Agency Fund, 02-Foreign Assisted Projects Fund, 03-Special Account-Locally Funded/Domestic Grants Fund, and 04-Special Account-Foreign Assisted/Foreign Grants Fund)


Particulars	UACS CODE	Appropriations			Allotments			Current Year Obligations				Current Year Disbursements					Balances						
		Authorized Appropriations	Adjustments (Transfer To/From, Realignment)	Adjusted Appropriations	Allotments Received	Adjustments (Withdrawal, Realignment)	Transfer To	Transfer From	Adjusted Total Allotments	1st Quarter Ending March 31	2nd Quarter Ending June 30	3rd Quarter Ending Sept. 30	4th Quarter Ending Dec. 31	TOTAL	1st Quarter Ending March 31	2nd Quarter Ending June 30	3rd Quarter Ending Sept. 30	4th Quarter Ending Dec. 31	TOTAL	Unreleased Appro	Unobligated Allotments	Unpaid Obligations	
																						Due and Demandable	Not Yet Demandable
1	2	3	4	5=(3+4)	6	7	8	9	10=[(6+7)-8+9]	11	12	13	14	15=(11+12+13+14)	16	17	18	19	20=(16+17+18+19)	21=(5-10)	22=(10-15)	23	24
I. Continuing Appropriations		5,749,462.28	0.00	5,749,462.28	5,749,462.28	0.00	0.00	0.00	5,749,462.28	3,273,705.01	50,400.00	326,177.99	1,001,051.87	4,651,334.86	2,673,705.01	600,000.00	166,477.62	1,203,789.03	4,643,971.66	0.00	1,098,127.42	7,363.20	0.00
I. Agency Specific Budget		5,749,462.28	0.00	5,749,462.28	5,749,462.28	0.00	0.00	0.00	5,749,462.28	3,273,705.01	50,400.00	326,177.99	1,001,051.87	4,651,334.86	2,673,705.01	600,000.00	166,477.62	1,203,789.03	4,643,971.66	0.00	1,098,127.42	7,363.20	0.00
General Administration and Support	10000000000000	170,485.00	16.87	170,485.07	170,485.29	16.87	0.00	0.00	170,485.07	170,485.01	0.00	0.00	0.00	170,485.01	170,485.01	0.00	0.00	0.00	170,485.01	0.00	0.00	0.00	0.00
General Management and Supervision	100000100001000	0.00	170,485.01	170,485.01	0.00	170,485.01	0.00	0.00	170,485.01	170,485.01	0.00	0.00	0.00	170,485.01	170,485.01	0.00	0.00	0.00	170,485.01	0.00	0.00	0.00	0.00
PS		0.00	0.00	0.00	0.00	0.00	0.00	0.00	0.00	0.00	0.00	0.00	0.00	0.00	0.00	0.00	0.00	0.00	0.00	0.00	0.00	0.00	0.00
MDOE		0.00	0.00	0.00	0.00	0.00	0.00	0.00	0.00	0.00	0.00	0.00	0.00	0.00	0.00	0.00	0.00	0.00	0.00	0.00	0.00	0.00	0.00
Administration of Personnel Benefits	100000100002000	170,485.14	(170,468.14)	0.00	170,468.14	(170,468.14)	0.00	0.00	0.00	0.00	0.00	0.00	0.00	0.00	0.00	0.00	0.00	0.00	0.00	0.00	0.00	0.00	0.00
PS		170,468.14	(170,468.14)	0.00	170,468.14	(170,468.14)	0.00	0.00	0.00	0.00	0.00	0.00	0.00	0.00	0.00	0.00	0.00	0.00	0.00	0.00	0.00	0.00	0.00
Sub-Total, General Administration and Support		170,485.00	16.87	170,485.07	170,485.29	16.87	0.00	0.00	170,485.07	170,485.01	0.00	0.00	0.00	170,485.01	170,485.01	0.00	0.00	0.00	170,485.01	0.00	0.00	0.00	0.00
PS		170,468.14	16.87	170,485.01	170,468.14	16.87	0.00	0.00	170,485.01	170,485.01	0.00	0.00	0.00	170,485.01	170,485.01	0.00	0.00	0.00	170,485.01	0.00	0.00	0.00	0.00
MDOE		0.00	0.00	0.00	0.00	0.00	0.00	0.00	0.00	0.00	0.00	0.00	0.00	0.00	0.00	0.00	0.00	0.00	0.00	0.00	0.00	0.00	0.00
FinEx (If Applicable)		0.00	0.00	0.00	0.00	0.00	0.00	0.00	0.00	0.00	0.00	0.00	0.00	0.00	0.00	0.00	0.00	0.00	0.00	0.00	0.00	0.00	0.00
CO		0.00	0.00	0.00	0.00	0.00	0.00	0.00	0.00	0.00	0.00	0.00	0.00	0.00	0.00	0.00	0.00	0.00	0.00	0.00	0.00	0.00	0.00
Operations	30000000000000	5,578,977.21	(16.87)	5,578,977.21	5,578,994.08	(16.87)	0.00	0.00	5,578,977.21	3,103,220.00	50,400.00	326,177.99	1,001,051.87	4,480,849.85	2,503,220.00	600,000.00	166,477.62	1,203,789.03	4,473,486.55	0.00	1,098,127.36	7,363.20	0.00
OO : Enhanced Agriculture and Fishery Stakeholders Participation in Policy Development		5,578,994.08	(16.87)	5,578,977.21	5,578,994.08	(16.87)	0.00	0.00	5,578,977.21	3,103,220.00	50,400.00	326,177.99	1,001,051.87	4,480,849.85	2,503,220.00	600,000.00	166,477.62	1,203,789.03	4,473,486.55	0.00	1,098,127.36	7,363.20	0.00
AGRICULTURE AND FISHERY STAKEHOLDERS ENGAGEMENT PROGRAM		5,578,994.08	(16.87)	5,578,977.21	5,578,994.08	(16.87)	0.00	0.00	5,578,977.21	3,103,220.00	50,400.00	326,177.99	1,001,051.87	4,480,849.85	2,503,220.00	600,000.00	166,477.62	1,203,789.03	4,473,486.55	0.00	1,098,127.36	7,363.20	0.00
Development and Coordination of Agriculture and Fishery Policies	310100100001000	2,189,666.98	0.00	2,189,666.98	2,189,666.98	0.00	0.00	0.00	2,189,666.98	0.00	50,400.00	119,280.00	970,509.33	1,140,189.33	0.00	0.00	50,400.00	1,002,426.13	1,132,826.13	0.00	1,049,477.65	7,363.20	0.00
MDOE		2,189,666.98	0.00	2,189,666.98	2,189,666.98	0.00	0.00	0.00	2,189,666.98	0.00	50,400.00	119,280.00	970,509.33	1,140,189.33	0.00	0.00	50,400.00	1,002,426.13	1,132,826.13	0.00	1,049,477.65	7,363.20	0.00
Planning, Monitoring and Knowledge Management	310100100002000	275,419.04	0.00	275,419.04	275,419.04	0.00	0.00	0.00	275,419.04	0.00	0.00	206,897.99	24,502.76	231,400.74	0.00	0.00	116,077.62	116,323.12	231,400.74	0.00	44,019.30	0.00	0.00
MDOE		275,419.04	0.00	275,419.04	275,419.04	0.00	0.00	0.00	275,419.04	0.00	0.00	206,897.99	24,502.76	231,400.74	0.00	0.00	116,077.62	116,323.12	231,400.74	0.00	44,019.30	0.00	0.00
Partnership Development	310100100003000	3,113,908.06	(16.87)	3,113,891.19	3,113,908.06	(16.87)	0.00	0.00	3,113,891.19	3,103,220.00	0.00	0.00	6,039.78	3,109,269.78	2,503,220.00	600,000.00	0.00	6,039.78	3,109,269.78	0.00	4,631.41	0.00	0.00
PS		57,097.25	(16.87)	56,990.38	57,097.25	(16.87)	0.00	0.00	56,990.38	46,320.00	0.00	0.00	6,039.78	52,359.78	46,320.00	0.00	0.00	6,039.78	52,359.78	0.00	4,631.41	0.00	0.00
MDOE		3,056,900.81	0.00	3,056,900.81	3,056,900.81	0.00	0.00	0.00	3,056,900.81	3,056,900.00	0.00	0.00	0.00	3,056,900.00	2,469,900.00	600,000.00	0.00	0.00	3,056,900.00	0.00	0.81	0.00	0.00


Department: Department of Agriculture (DA)
 Agency: Philippine Council for Agriculture and Fisheries
 Operating Unit: < not applicable >
 Organization Code (UACS) : 05 013 000000
 Fund Cluster: 01 Regular Agency Fund

	Current Year Appropriations
	Supplemental Appropriations
X	Continuing Appropriations

(e.g. UACS Fund Cluster: 01-Regular Agency Fund, 02-Foreign Assisted Projects Fund, 03-Special Account-Locally Funded/Domestic Grants Fund, and 04-Special Account-Foreign Assisted/Foreign Grants Fund)


Particulars	UACS CODE	Appropriations			Allotments					Current Year Obligations					Current Year Disbursements					Balances			
		Authorized Appropriations	Adjustments (Transfer To/From, Realignment)	Adjusted Appropriations	Allotments Received	Adjustments (Withdrawal, Realignment)	Transfer To	Transfer From	Adjusted Total Allotments	1st Quarter Ending March 31	2nd Quarter Ending June 30	3rd Quarter Ending Sept. 30	4th Quarter Ending Dec. 31	TOTAL	1st Quarter Ending March 31	2nd Quarter Ending June 30	3rd Quarter Ending Sept. 30	4th Quarter Ending Dec. 31	TOTAL	Unreleased Appro	Unobligated Allotments	Unpaid Obligations	
																						Due and Demandable	Not Yet Due and Demandable
1	2	3	4	5=(3+4)	6	7	8	9	10=[(6+(-)7)-8+9]	11	12	13	14	15=(11+12+13+14)	16	17	18	19	20=(16+17+18+19)	21=(5-10)	22=(10-15)	23	24
Sub-Total, Operations		5,578,904.08	(16.87)	5,578,887.21	5,579,904.08	(16.87)	0.00	0.00	5,578,870.21	3,103,220.00	50,400.00	326,177.88	1,001,051.87	4,460,849.85	2,503,220.00	600,000.00	166,477.62	1,203,789.01	4,473,486.63	0.00	1,098,127.36	7,363.20	0.00
PS		57,007.25	(16.87)	56,990.38	57,007.25	(16.87)	0.00	0.00	56,990.38	46,320.00	0.00	0.00	6,039.78	52,359.78	46,320.00	0.00	0.00	6,039.78	52,359.78	0.00	4,830.60	0.00	0.00
MDOE		5,521,896.83	0.00	5,521,896.83	5,521,896.83	0.00	0.00	0.00	5,521,896.83	3,056,900.00	50,400.00	326,177.88	995,012.09	4,428,480.07	2,456,900.00	600,000.00	166,477.62	1,197,749.25	4,421,126.87	0.00	1,093,496.76	7,363.20	0.00
FinEx (if Applicable)		0.00	0.00	0.00	0.00	0.00	0.00	0.00	0.00	0.00	0.00	0.00	0.00	0.00	0.00	0.00	0.00	0.00	0.00	0.00	0.00	0.00	0.00
CO		0.00	0.00	0.00	0.00	0.00	0.00	0.00	0.00	0.00	0.00	0.00	0.00	0.00	0.00	0.00	0.00	0.00	0.00	0.00	0.00	0.00	0.00
GRAND TOTAL		5,749,462.28	0.00	5,749,462.28	5,749,462.28	0.00	0.00	0.00	5,749,462.28	3,273,705.01	50,400.00	326,177.88	1,001,051.87	4,651,334.86	2,673,705.01	600,000.00	166,477.62	1,203,789.03	4,643,971.66	0.00	1,098,127.42	7,363.20	0.00
PS		227,475.39	0.00	227,475.39	227,475.39	0.00	0.00	0.00	227,475.39	218,805.01	0.00	0.00	6,039.78	222,844.79	216,805.01	0.00	0.00	6,039.78	222,844.79	0.00	4,830.60	0.00	0.00
MDOE		5,521,986.89	0.00	5,521,986.89	5,521,986.89	0.00	0.00	0.00	5,521,986.89	3,056,900.00	50,400.00	326,177.88	995,012.09	4,428,480.07	2,456,900.00	600,000.00	166,477.62	1,197,749.25	4,421,126.87	0.00	1,093,496.82	7,363.20	0.00
FinEx (if Applicable)		0.00	0.00	0.00	0.00	0.00	0.00	0.00	0.00	0.00	0.00	0.00	0.00	0.00	0.00	0.00	0.00	0.00	0.00	0.00	0.00	0.00	0.00
CO		0.00	0.00	0.00	0.00	0.00	0.00	0.00	0.00	0.00	0.00	0.00	0.00	0.00	0.00	0.00	0.00	0.00	0.00	0.00	0.00	0.00	0.00

Certified Correct:

 JOSE REMENTOR H. BESENI0
 Chief, Budget Section
 Date: 2022-01-31 23:46:51

Certified Correct:

 MARA DIMAS
 Chief, Accounting Section
 Date: 2022-01-31 23:46:51

Recommending Approval:

 FIDELIA DE ASIS-ANDRES
 Chief, AFMD
 Date: 2022-01-31 23:48:59

Approved By:

 LIZA G. BATTAD, PH.D.
 OIC-Executive Director
 Date: 2022-01-31 23:50:38

SUMMARY OF APPROPRIATIONS, ALLOTMENTS, OBLIGATIONS, DISBURSEMENTS AND BALANCES BY OBJECT OF EXPENDITURES

As at the Quarter Ending December 31, 2021

Department : Department of Agriculture (DA)
 Agency : Philippine Council for Agriculture and Fisheries
 Operating Unit : < not applicable >
 Organization Code (UACS) : 05 013 000000
 Fund Cluster : 01 Regular Agency Fund
 (e.g. UACS Fund Cluster: 01-Regular Agency Fund, 02-Foreign Assisted Projects Fund, 03-Special Account-Locally Funded/Domestic Grants Fund, and 04-Special Account-Foreign Assisted/Foreign Grants Fund)

X	Current Year Appropriations
	Supplemental Appropriations
	Continuing Appropriations

Particulars	UACS CODE	Appropriations			Allotments			Obligations					Disbursements				Balances						
		Authorized Appropriations	Adjustments (Transfer To/From, Modifications/ Augmentations)	Adjusted Appropriations	Allotments Received	Adjustments (Reductions, Modifications/ Augmentations)	Transfer To	Transfer From	Adjusted Allotments	1st Quarter Ending March 31	2nd Quarter Ending June 30	3rd Quarter Ending Sept. 30	4th Quarter Ending Dec. 31	TOTAL	1st Quarter Ending March 31	2nd Quarter Ending June 30	3rd Quarter Ending Sept. 30	4th Quarter Ending Dec. 31	TOTAL	Unreleased Appropriations	Unobligated Allotments	Unpaid Obligations (15-20)=(23+24)	
		3	4	5=(3+4)	6	7	8	9	10=[(6+(-)7)-8+9]	11	12	13	14	15=(11+12+13+14)	16	17	18	19	20=(16+17+18+19)	21=(5-10)	22=(10-15)	23	24
SUMMARY		228,339,000.00	1,941,162.00	230,280,162.00	228,339,000.00	1,941,162.00	0.00	230,280,162.00	79,253,939.73	43,155,946.84	38,231,346.38	49,021,222.92	209,665,455.87	39,837,647.15	55,596,393.24	41,410,104.01	54,147,743.74	189,091,888.14	0.00	20,614,706.13	3,683,382.23	15,990,295.50	
A. AGENCY SPECIFIC BUDGET		222,864,000.00	0.00	222,864,000.00	222,864,000.00	0.00	0.00	222,864,000.00	76,650,821.17	41,847,800.47	35,140,094.48	47,901,450.53	203,040,276.58	37,634,526.58	54,385,346.87	36,351,392.35	52,992,441.12	183,365,706.93	0.00	19,823,723.34	3,883,362.25	15,990,295.50	
Personnel Benefits		59,013,000.00	2,212,311.85	61,225,311.85	50,013,000.00	2,212,311.85	0.00	62,125,311.85	17,052,720.84	11,467,272.30	11,576,158.55	18,116,008.37	58,213,129.06	13,275,110.80	14,862,728.81	11,670,163.42	17,859,996.10	57,689,010.02	0.00	3,912,162.77	276,037.15	26,000.01	
Salaries and Wages	501010000	44,780,000.00	(2,733,508.06)	42,046,491.94	44,790,000.00	(2,733,508.06)	0.00	42,056,491.84	13,387,276.31	6,810,707.05	9,666,037.15	9,927,628.95	39,472,549.48	9,772,574.27	10,101,721.34	9,665,200.02	9,630,926.58	30,196,512.31	0.00	2,583,942.46	276,037.15	0.00	
Bonuses and Wages - Regular	501010100	44,780,000.00	(2,733,508.06)	42,046,491.94	44,790,000.00	(2,733,508.06)	0.00	42,056,491.84	13,387,276.31	6,810,707.05	9,666,037.15	9,927,628.95	39,472,549.48	9,772,574.27	10,101,721.34	9,665,200.02	9,630,926.58	30,196,512.31	0.00	2,583,942.46	276,037.15	0.00	
Basic Salary - Civilian	501010101	44,780,000.00	(2,733,508.06)	42,046,491.94	44,790,000.00	(2,733,508.06)	0.00	42,056,491.84	13,387,276.31	6,810,707.05	9,666,037.15	9,927,628.95	39,472,549.48	9,772,574.27	10,101,721.34	9,665,200.02	9,630,926.58	30,196,512.31	0.00	2,583,942.46	276,037.15	0.00	
Other Compensation	501020000	11,885,000.00	3,620,508.45	15,505,508.45	11,885,000.00	3,620,508.45	0.00	15,505,508.45	1,375,500.00	4,398,215.57	1,287,043.10	7,318,811.40	14,287,529.18	1,985,500.00	4,407,040.57	1,365,218.19	7,047,770.40	14,016,429.25	0.00	1,220,996.29	0.00	269,000.01	
Personal Economic Relief Allowance (PERA)	501020100	2,424,000.00	0.00	2,424,000.00	2,424,000.00	0.00	0.00	2,424,000.00	724,000.00	364,454.57	530,816.19	504,353.64	2,123,636.40	543,000.00	544,454.57	530,818.19	594,363.64	2,123,636.40	0.00	303,363.60	0.00	0.00	
PERA - Civilian	501020101	2,424,000.00	0.00	2,424,000.00	2,424,000.00	0.00	0.00	2,424,000.00	724,000.00	364,454.57	530,816.19	504,353.64	2,123,636.40	544,000.00	544,454.57	530,818.19	594,363.64	2,123,636.40	0.00	303,363.60	0.00	0.00	
Representation Allowance (RA)	501020200	192,000.00	255,125.00	447,125.00	192,000.00	255,125.00	0.00	447,125.00	112,500.00	0.00	0.00	0.00	112,500.00	0.00	0.00	0.00	112,500.00	0.00	0.00	0.00	0.00	0.00	0.00
Transportation Allowance (TA)	501020300	192,000.00	115,069.60	307,069.60	192,000.00	115,069.60	0.00	307,069.60	0.00	0.00	0.00	0.00	0.00	292,840.91	292,840.91	0.00	0.00	23,750.00	0.00	14,228.89	0.00	269,000.01	
Transportation Allowance (TA)	501020301	192,000.00	115,069.60	307,069.60	192,000.00	115,069.60	0.00	307,069.60	0.00	0.00	0.00	0.00	0.00	292,840.91	292,840.91	0.00	0.00	23,750.00	0.00	14,228.89	0.00	269,000.01	
Clothing/Uniform Allowance	501020400	806,000.00	0.00	806,000.00	806,000.00	0.00	0.00	806,000.00	540,000.00	0.00	0.00	0.00	24,000.00	554,000.00	540,000.00	0.00	0.00	24,000.00	0.00	42,900.00	0.00	0.00	
Clothing/Uniform Allowance - Civilian	501020401	806,000.00	0.00	806,000.00	806,000.00	0.00	0.00	806,000.00	540,000.00	0.00	0.00	0.00	24,000.00	554,000.00	540,000.00	0.00	0.00	24,000.00	0.00	42,900.00	0.00	0.00	
Honoraria	501021000	0.00	198,000.00	198,000.00	0.00	198,000.00	0.00	198,000.00	0.00	0.00	0.00	0.00	198,000.00	0.00	0.00	0.00	198,000.00	0.00	0.00	0.00	0.00	0.00	0.00
Honoraria - Civilian	501021001	0.00	198,000.00	198,000.00	0.00	198,000.00	0.00	198,000.00	0.00	0.00	0.00	0.00	198,000.00	0.00	0.00	0.00	198,000.00	0.00	0.00	0.00	0.00	0.00	0.00
Hazard Pay (HP)	501021000	0.00	917,000.00	917,000.00	0.00	917,000.00	0.00	917,000.00	0.00	0.00	0.00	0.00	465,500.00	451,500.00	0.00	465,500.00	451,500.00	0.00	0.00	0.00	0.00	0.00	0.00
Hazard Pay	501021001	0.00	917,000.00	917,000.00	0.00	917,000.00	0.00	917,000.00	0.00	0.00	0.00	0.00	465,500.00	451,500.00	0.00	465,500.00	451,500.00	0.00	0.00	0.00	0.00	0.00	0.00
Year-End Bonus	501021400	3,732,000.00	(75,000.00)	3,657,000.00	3,732,000.00	(75,000.00)	0.00	3,657,000.00	0.00	0.00	0.00	0.00	3,318,845.00	3,318,845.00	0.00	0.00	0.00	3,318,845.00	0.00	338,155.00	0.00	0.00	
Bonus - Civilian	501021401	3,732,000.00	(75,000.00)	3,657,000.00	3,732,000.00	(75,000.00)	0.00	3,657,000.00	0.00	0.00	0.00	0.00	3,318,845.00	3,318,845.00	0.00	0.00	0.00	3,318,845.00	0.00	338,155.00	0.00	0.00	
Cash Gift	501021500	595,000.00	0.00	595,000.00	595,000.00	0.00	0.00	595,000.00	0.00	0.00	0.00	0.00	432,000.00	432,000.00	0.00	0.00	0.00	432,000.00	0.00	73,000.00	0.00	0.00	
Cash Gift - Civilian	501021501	595,000.00	0.00	595,000.00	595,000.00	0.00	0.00	595,000.00	0.00	0.00	0.00	0.00	432,000.00	432,000.00	0.00	0.00	0.00	432,000.00	0.00	73,000.00	0.00	0.00	
Mid-Year Bonus - Civilian	501021600	3,732,000.00	0.00	3,732,000.00	3,732,000.00	0.00	0.00	3,732,000.00	0.00	0.00	0.00	0.00	3,263,761.00	0.00	0.00	0.00	3,263,761.00	0.00	368,239.00	0.00	0.00	0.00	
Mid-Year Bonus - Civilian	501021601	3,732,000.00	0.00	3,732,000.00	3,732,000.00	0.00	0.00	3,732,000.00	0.00	0.00	0.00	0.00	3,263,761.00	0.00	0.00	0.00	3,263,761.00	0.00	368,239.00	0.00	0.00	0.00	
Other Bonuses and Allowances	501029000	695,000.00	2,212,311.85	2,907,311.85	695,000.00	2,212,311.85	0.00	2,907,311.85	0.00	0.00	0.00	0.00	2,632,311.85	0.00	0.00	0.00	2,632,311.85	0.00	85,000.00	0.00	0.00	0.00	
Collective Bargaining Agreement Incentive - Civilian	501029011	0.00	2,212,311.85	2,212,311.85	0.00	2,212,311.85	0.00	2,212,311.85	0.00	0.00	0.00	0.00	2,212,311.85	0.00	0.00	0.00	2,212,311.85	0.00	0.00	0.00	0.00	0.00	
Productivity Enhancement Incentive - Civilian	501029012	695,000.00	0.00	695,000.00	695,000.00	0.00	0.00	695,000.00	0.00	0.00	0.00	0.00	420,000.00	0.00	0.00	0.00	420,000.00	0.00	43,000.00	0.00	0.00	0.00	
Personnel Benefit Contributions	501030000	770,000.00	36,234.01	806,234.01	770,000.00	36,234.01	0.00	806,234.01	193,602.47	194,559.52	190,759.51	193,225.65	762,146.16	193,602.47	194,559.51	199,959.51	193,225.65	762,146.16	0.00	44,037.65	0.00	0.00	
Pay-BIG Contributions	501030000	121,000.00	300.00	121,300.00	121,000.00	300.00	0.00	121,300.00	27,200.00	27,400.00	26,500.00	25,200.00	106,300.00	27,200.00	27,200.00	26,700.00	25,200.00	106,300.00	0.00	15,000.00	0.00	0.00	
Pay-BIG - Civilian	501030001	121,000.00	300.00	121,300.00	121,000.00	300.00	0.00	121,300.00	27,200.00	27,400.00	26,500.00	25,200.00	106,300.00	27,200.00	27,200.00	26,700.00	25,200.00	106,300.00	0.00	15,000.00	0.00	0.00	
PhilHealth Contributions	501030000	678,000.00	36,634.01	714,634.01	578,000.00	36,634.01	0.00	614,634.01	139,202.47	139,759.53	137,759.51	132,825.65	549,546.16	139,202.47	139,759.53	137,759.51	132,825.65	549,546.16	0.00	14,087.65	0.00	0.00	
PhilHealth - Civilian	501030001	678,000.00	36,634.01	714,634.01	578,000.00	36,634.01	0.00	614,634.01	139,202.47	139,759.53	137,759.51	132,825.65	549,546.16	139,202.47	139,759.53	137,759.51	132,825.65	549,546.16	0.00	14,087.65	0.00	0.00	
Employee Compensation Insurance Premiums (ECIP)	501030400	300.00	0.00	300.00	300.00	0.00	0.00	300.00	27,200.00	27,400.00	26,500.00	25,200.00	106,300.00	27,200.00	27,200.00	26,700.00	25,200.00	106,300.00	0.00	15,000.00	0.00	0.00	
ECIP - Civilian	501030401	300.00	0.00	300.00	300.00	0.00	0.00	300.00	27,200.00	27,400.00	26,500.00	25,200.00	106,300.00	27,200.00	27,200.00	26,700.00	25,200.00	106,300.00	0.00	15,000.00	0.00	0.00	
Other Personnel Benefits	501040000	2,465,000.00	1,289,079.45	3,754,079.45	2,465,000.00	1,289,079.45	0.00	3,754,079.45	2,115,351														

Department : Department of Agriculture (DA)
 Agency : Philippine Council for Agriculture and Fisheries
 Operating Unit : < not applicable >
 Organization Code (UACS) : 05 013 000000
 Fund Cluster : 01 Regular Agency Fund

X	Current Year Appropriations
	Supplemental Appropriations
	Continuing Appropriations

(e.g. UACS Fund Cluster: 01-Regular Agency Fund, 02-Foreign Assisted Projects Fund, 03-Special Account-Locally Funded/Domestic Grants Fund, and 04-Special Account-Foreign Assisted/Foreign Grants Fund)


Particulars	UACS CODE	Appropriations									Allotments					Obligations					Disbursements					Balances			
		Authorized Appropriations	Adjustments (Transfer To/From, Modifications/ Augmentations)	Adjusted Appropriations	Allotments Received	Adjustments (Reductions, Modifications/ Augmentations)	Transfer To	Transfer From	Adjusted Allotments	1st Quarter Ending March 31	2nd Quarter Ending June 30	3rd Quarter Ending Sept. 30	4th Quarter Ending Dec. 31	TOTAL	1st Quarter Ending March 31	2nd Quarter Ending June 30	3rd Quarter Ending Sept. 30	4th Quarter Ending Dec. 31	TOTAL	Unreleased Appropriations	Unobligated Allotments	Unpaid Obligations (15-20)=(23+24)							
																						Due and Demandable	Not Yet Due and Demandable						
Training Expenses	502021000	9,760,000.00	(4,859,629.17)	5,101,370.83	9,760,000.00	(4,859,629.17)	0.00	0.00	5,101,370.83	253,971.83	36,960.00	395,386.47	942,630.32	1,828,049.42	159,258.36	71,175.25	436,737.92	799,269.12	1,458,458.57	0.00	3,473,322.41	21,589.85	150,000.00						
Training Expenses	502021002	9,760,000.00	(4,859,629.17)	5,101,370.83	9,760,000.00	(4,859,629.17)	0.00	0.00	5,101,370.83	253,971.83	36,960.00	395,386.47	942,630.32	1,828,049.42	159,258.36	71,175.25	436,737.92	799,269.12	1,458,458.57	0.00	3,473,322.41	21,589.85	150,000.00						
Supplies and Materials Expenses	502030000	4,924,000.00	5,332,896.75	10,256,896.75	4,924,000.00	5,332,896.75	0.00	0.00	10,256,896.75	872,925.19	1,352,634.09	689,327.19	6,749,339.79	9,864,226.24	433,764.25	869,664.12	1,273,006.88	2,800,763.21	5,507,218.44	0.00	592,770.51	556,129.90	3,800,886.80						
Office Supplies Expenses	502030100	2,755,000.00	(368,515.48)	2,386,484.52	2,755,000.00	(368,515.48)	0.00	0.00	2,386,484.52	484,729.04	582,264.00	332,832.50	472,955.00	1,892,580.54	248,286.04	385,859.58	633,677.92	456,536.11	1,724,571.65	0.00	505,804.00	38,517.88	119,491.00						
Office Supplies Expenses	502030102	2,755,000.00	(368,515.48)	2,386,484.52	2,755,000.00	(368,515.48)	0.00	0.00	2,386,484.52	484,729.04	582,264.00	332,832.50	472,955.00	1,892,580.54	248,286.04	385,859.58	633,677.92	456,536.11	1,724,571.65	0.00	505,804.00	38,517.88	119,491.00						
Drugs and Medicines Expenses	502030700	53,000.00	311,560.00	364,560.00	53,000.00	311,560.00	0.00	0.00	364,560.00	0.00	0.00	0.00	364,560.00	0.00	0.00	0.00	364,560.00	0.00	364,560.00	0.00	0.00	0.00	15,846.75	0.00					
Fuel, Oil and Lubricants Expenses	502030800	821,000.00	75,494.50	896,494.50	821,000.00	75,494.50	0.00	0.00	896,494.50	122,183.68	217,815.99	142,060.83	326,578.29	899,537.86	118,386.78	153,234.06	192,209.59	335,785.80	709,270.12	0.00	85,866.51	9,834.87	0.00						
Semi-Expendable Machinery and Equipment Expenses	502032100	12,000.00	1,770,363.00	1,782,363.00	12,000.00	1,770,363.00	0.00	0.00	1,782,363.00	109,440.00	186,095.00	0.00	1,516,944.00	1,791,363.00	13,800.00	143,744.55	92,773.93	653,547.30	100,665.76	0.00	0.00	5,523.22	861,074.00						
Office Equipment	502032102	12,000.00	1,770,363.00	1,782,363.00	12,000.00	1,770,363.00	0.00	0.00	1,782,363.00	109,440.00	186,095.00	0.00	1,516,944.00	1,791,363.00	13,800.00	143,744.55	92,773.93	653,547.30	100,665.76	0.00	0.00	5,523.22	861,074.00						
Information and Communications Technology Equipment	502032103	0.00	1,348,064.00	1,348,064.00	0.00	1,348,064.00	0.00	0.00	1,348,064.00	0.00	0.00	0.00	1,348,064.00	0.00	0.00	20,535.00	528,179.00	548,714.00	0.00	0.00	0.00	0.00	799,350.00						
Semi-Expendable Furniture, Fixtures and Books Expenses	502032200	0.00	942,600.00	942,600.00	0.00	942,600.00	0.00	0.00	942,600.00	0.00	0.00	0.00	942,600.00	0.00	0.00	0.00	0.00	0.00	0.00	0.00	0.00	0.00	0.00	942,600.00					
Furniture and Fixtures	502032201	0.00	942,600.00	942,600.00	0.00	942,600.00	0.00	0.00	942,600.00	0.00	0.00	0.00	942,600.00	0.00	0.00	0.00	0.00	0.00	0.00	0.00	0.00	0.00	0.00	942,600.00					
Other Supplies and Materials Expenses	502030000	1,283,000.00	2,590,584.71	3,873,584.71	1,283,000.00	2,590,584.71	0.00	0.00	3,873,584.71	145,572.45	366,469.00	234,849.75	3,125,702.57	3,873,584.71	53,277.43	286,825.02	354,064.43	1,035,999.75	1,739,166.64	0.00	0.00	486,595.17	1,656,821.00						
Utility Expenses	600040000	3,450,000.00	(21,081.93)	3,428,918.07	3,450,000.00	(21,081.93)	0.00	0.00	3,428,918.07	873,168.94	916,157.78	491,497.38	793,231.20	2,872,525.29	594,810.55	725,025.26	707,742.41	829,654.20	2,847,232.54	0.00	655,962.79	25,722.74	0.00						
Water Expenses	600040100	650,000.00	104,059.70	1,054,059.70	650,000.00	104,059.70	0.00	0.00	1,054,059.70	365,413.00	249,402.50	150,071.37	260,171.67	1,054,059.70	288,262.00	254,354.44	179,126.85	317,821.42	1,039,584.70	0.00	0.00	11,404.00	0.00						
Electricity Expenses	600040200	2,630,000.00	(125,140.63)	2,504,859.37	2,630,000.00	(125,140.63)	0.00	0.00	2,504,859.37	306,755.88	866,775.16	332,330.01	513,099.63	1,816,866.58	246,546.55	479,670.64	626,155.57	511,832.78	1,807,867.84	0.00	555,062.79	11,228.74	0.00						
Communication Expenses	600050000	6,812,000.00	6,588,338.69	13,400,338.69	6,812,000.00	6,588,338.69	0.00	0.00	13,400,338.69	4,219,286.38	670,269.00	782,770.34	210,402.46	6,812,000.00	1,068,373.23	1,135,020.15	1,023,376.52	1,419,327.51	5,516,227.71	0.00	689,858.61	148,585.90	202,336.36						
Postage and Courier Services	600050100	600,000.00	11,174.00	711,740.00	600,000.00	11,174.00	0.00	0.00	711,740.00	116,783.69	8,133.21	(4,503.91)	(152,219.86)	370,103.14	153,894.47	23,202.64	35,368.95	27,407.03	289,873.07	0.00	341,536.88	805.68	96,334.36						
Telephone Expenses	600050200	2,000,000.00	1,270,193.95	3,270,193.95	2,000,000.00	1,270,193.95	0.00	0.00	3,270,193.95	787,364.25	441,789.00	425,458.25	476,631.66	3,064,116.66	425,458.25	517,677.72	2,822,094.24	2,822,094.24	0.00	252,785.29	121,232.42	103,002.00							
Mobile	600050201	1,479,000.00	1,194,890.48	2,673,890.48	1,479,000.00	1,194,890.48	0.00	0.00	2,673,890.48	1,228,475.88	352,096.00	737,905.58	355,290.02	2,673,890.48	329,896.43	564,781.27	1,192,676.62	354,255.01	2,451,520.33	0.00	0.00	119,279.13	193,002.00						
Landline	600050202	550,000.00	75,303.49	625,303.49	550,000.00	75,303.49	0.00	0.00	625,303.49	102,027.50	98,993.88	59,425.66	121,171.36	625,303.49	69,349.40	191,414.95	153,421.71	153,421.71	2,451,520.33	0.00	262,786.29	1,654.29	0.00						
Internet Subscription Expenses	600050300	2,963,000.00	(405,506.29)	2,557,493.71	2,963,000.00	(405,506.29)	0.00	0.00	2,557,493.71	2,170,000.00	221,267.00	0.00	(199,038.77)	2,482,028.29	459,021.50	454,656.64	865,189.00	673,373.06	2,454,270.40	0.00	95,466.45	27,757.89	0.00						
Awards/Prizes and Honors	600060000	1,875,000.00	189,999.98	2,064,999.98	1,875,000.00	189,999.98	0.00	0.00	2,064,999.98	0.00	155,000.00	0.00	1,769,999.98	1,924,999.98	0.00	155,000.00	0.00	20,000.00	175,000.00	0.00	149,000.00	1,749,899.98	0.00						
Prizes	600060000	1,875,000.00	189,999.98	2,064,999.98	1,875,000.00	189,999.98	0.00	0.00	2,064,999.98	0.00	155,000.00	0.00	1,769,999.98	1,924,999.98	0.00	155,000.00	0.00	20,000.00	175,000.00	0.00	149,000.00	1,749,899.98	0.00						
Confidential, Intelligence and Extraordinary Expenses	502100000	135,000.00	(400.00)	135,000.00	135,000.00	(400.00)	0.00	0.00	135,000.00	33,900.00	33,900.00	22,800.00	45,200.00	135,000.00	22,800.00	45,200.00	22,800.00	45,200.00	135,000.00	0.00	0.00	0.00	0.00						
Extraordinary and Miscellaneous Expenses	502100000	135,000.00	(400.00)	135,000.00	135,000.00	(400.00)	0.00	0.00	135,000.00	33,900.00	33,900.00	22,800.00	45,200.00	135,000.00	22,800.00	45,200.00	22,800.00	45,200.00	135,000.00	0.00	0.00	0.00	0.00						
Professional Services	502110000	30,985,000.00	6,533,349.54	37,518,349.54	30,985,000.00	6,533,349.54	0.00	0.00	37,518,349.54	17,262,908.55	1,697,817.73	14,373,686.52	2,226,119.08	35,500,431.88	9,151,243.77	5,733,078.28	14,362,608.50	3,520,405.16	32,767,233.74	0.00	1,827,917.65	234,201.15	2,486,995.00						
Legal Services	502110100	20,000.00	(11,350.00)	8,650.00	20,000.00	(11,350.00)	0.00	0.00	8,650.00	0.00	0.00	0.00	6,500.00	8,650.00	0.00	3,900.00	0.00	5,150.00	8,150.00	0.00	0.00	500.00	0.00						
Auditing Services	502110200	290,000.00	(111,264.60)	178,735.40	290,000.00	(111,264.60)	0.00	0.00	178,735.40	8,725.40	9,160.75	4,120.75	24,970.50	151,046.40	89,725.40	4,013.20	1,720.76	29,339.95	21,927.19	57,001.10	0.00	0.00	7,739.30	23,995.00					
Consultancy Services	502110300	15,185,000.00	1,620,961.13	16,805,961.13	15,185,000.00	1,620,961.13	0.00	0.00	16,805,961.13	9,000,000.00	0.00	6,500,000.00	95,200.00	15,295,700.00	5,400,000.00	0.00	9,800,000.00	(1,404,800.00)	13,795,200.00	0.00	1,210,761.13	0.00	1,890,000.00						
ICT Consultancy Services	502110301	1,198,000.00	0.00	1,198,000.00	1,198,000.00	0.00	0.00	1,198,000.00	0.00	0.00	0.00	0.00	0.00	1,198,000.00	0.00	0.00	0.00	0.00	1,198,000.00	0.00	0.00	0.00	0.00						
Consultancy Services	502110302	13,987,000.00	1,620,961.13	15,607,961.13	13,987,000.00	1,620,961.13	0.00	0.00	15,607,961.13	9,000,000.00	0.00	6,500,000.00	95,200.00	15,097,700.00	5,400,000.00	0.00	9,800,000.00	(1,404,800.00)	13,795,200.00	0.00	1,210,761.13	0.00	1,890,000.00						
Other Professional Services	502119900	15,950,000.00	5,035,003.01	20,985,003.01	15,950,000.00	5,035,003.01	0.00	0.00	20,985,003.01	8,2																			


Department : Department of Agriculture (DA)
 Agency : Philippine Council for Agriculture and Fisheries
 Operating Unit : < not applicable >
 Organization Code (UACS) : 05 013 000000
 Fund Cluster : 01 Regular Agency Fund


X	Current Year Appropriations
	Supplemental Appropriations
	Continuing Appropriations


(e.g. UACS Fund Cluster: 01-Regular Agency Fund, 02-Foreign Assisted Projects Fund, 03-Special Account-Locally Funded/Domestic Grants Fund, and 04-Special Account-Foreign Assisted/Foreign Grants Fund)

Particulars	UACS CODE	Appropriations									Obligations				Disbursements					Balances				
		Authorized Appropriations	Adjustments (Transfer To/From, Modifications/ Augmentations)	Adjusted Appropriations	Allotments Received	Adjustments (Reductions, Modifications/ Augmentations)	Transfer To	Transfer From	Adjusted Allotments	1st Quarter Ending March 31	2nd Quarter Ending June 30	3rd Quarter Ending Sept. 30	4th Quarter Ending Dec. 31	TOTAL	1st Quarter Ending March 31	2nd Quarter Ending June 30	3rd Quarter Ending Sept. 30	4th Quarter Ending Dec. 31	TOTAL	Unreleased Appropriations	Unobligated Allotments	Unpaid Obligations (16-20)-(23+24)		
																						10=[6+(-)7-8+9]	11	12
1	2	3	4	5=(3+4)	6	7	8	9	10=[6+(-)7-8+9]	11	12	13	14	15=(11+12+13+14)	16	17	18	19	20=(16-17+18+19)	21=(6-10)	22=(10-15)	23	24	
Labor and Wages	502160000	394,000.00	(394,000.00)	0.00	394,000.00	(394,000.00)	0.00	0.00	0.00	0.00	0.00	0.00	0.00	0.00	0.00	0.00	0.00	0.00	0.00	0.00	0.00	0.00	0.00	0.00
Other Maintenance and Operating Expenses	502990000	81,920,000.00	(1,889,553.25)	59,830,446.75	61,920,000.00	(1,889,553.25)	0.00	0.00	59,830,446.75	25,834,560.00	11,954,280.00	4,237,314.11	14,506,437.36	58,832,591.47	19,287,451.00	21,078,071.23	5,158,489.37	14,281,781.80	53,115,763.40	0.00	3,097,852.28	192,034.32	3,614,733.75	
Advertising Expenses	5029801000	230,000.00		617,890.25	230,000.00		0.00	0.00	617,890.25	0.00	393,777.77	0.00	0.00	60,000.00	0.00	0.00	0.00	220,104.18	397,529.26	607,633.22	0.00	0.00	19,257.03	0.00
Printing and Publication Expenses	502992000	1,815,000.00	939,173.75	2,854,173.75	1,815,000.00	939,173.75	0.00	0.00	2,854,173.75	287,800.00	0.00	0.00	0.00	2,566,373.75	2,854,173.75	0.00	7,500.00	70,749.10	492,475.91	460,725.01	0.00	0.00	15,074.89	2,358,375.75
Representation Expenses	502993000	14,805,000.00	(7,474,262.24)	7,430,737.76	14,805,000.00	(7,474,262.24)	0.00	0.00	7,430,737.76	486,775.00	3,339,315.00	344,350.00	1,341,830.00	5,512,270.00	486,175.00	139,425.00	1,261,765.00	2,960,372.50	4,836,737.50	0.00	1,818,467.76	36,532.50	637,000.00	
Rent/Lease Expenses	502995000	2,584,000.00	361,887.52	2,945,887.52	2,584,000.00	361,887.52	0.00	0.00	2,945,887.52	1,739,800.00	284,000.00	45,500.00	48,000.00	4,500.00	2,136,300.00	606,000.00	1,416,800.00	65,500.00	0.00	2,089,300.00	0.00	829,387.52	0.00	48,000.00
Rentals - Motor Vehicles	502995003	2,584,000.00	361,887.52	2,945,887.52	2,584,000.00	361,887.52	0.00	0.00	2,945,887.52	1,739,800.00	284,000.00	45,500.00	48,000.00	4,500.00	2,136,300.00	606,000.00	1,416,800.00	65,500.00	0.00	2,089,300.00	0.00	829,387.52	0.00	48,000.00
Subscription Expenses	502997000	50,000.00	194,000.00	194,000.00	50,000.00	194,000.00	0.00	0.00	194,000.00	0.00	194,000.00	0.00	0.00	194,000.00	0.00	0.00	97,500.00	8,500.00	104,000.00	0.00	50,000.00	0.00	0.00	0.00
ICT Software Subscription	502997001	0.00	194,000.00	194,000.00	0.00	194,000.00	0.00	0.00	194,000.00	0.00	194,000.00	0.00	0.00	194,000.00	0.00	0.00	97,500.00	8,500.00	104,000.00	0.00	0.00	0.00	0.00	0.00
Library and Other Reading Materials Subscription Expenses	502997004	50,000.00	0.00	50,000.00	50,000.00	0.00	0.00	0.00	50,000.00	0.00	0.00	0.00	0.00	0.00	0.00	0.00	0.00	0.00	0.00	0.00	50,000.00	0.00	0.00	0.00
Donations	502998000	29,653,000.00	460,000.00	30,113,000.00	29,653,000.00	460,000.00	0.00	0.00	30,113,000.00	22,716,500.00	6,039,500.00	850,000.00	210,000.00	29,816,000.00	8,966,000.00	19,409,600.00	1,064,600.00	(160,400.00)	28,299,800.00	0.00	309,000.00	0.00	545,000.00	
Other Maintenance and Operating Expenses	502999000	12,583,000.00	3,211,957.47	15,794,957.47	12,583,000.00	3,211,957.47	0.00	0.00	15,794,957.47	604,885.00	1,796,887.23	2,937,464.11	10,455,921.13	15,794,957.47	219,298.00	2,113,746.23	2,678,051.11	10,717,304.33	15,728,367.67	0.00	0.00	49,169.80	26,400.00	
Other Maintenance and Operating Expenses	502999090	12,583,000.00	3,211,957.47	15,794,957.47	12,583,000.00	3,211,957.47	0.00	0.00	15,794,957.47	604,885.00	1,796,887.23	2,937,464.11	10,455,921.13	15,794,957.47	219,298.00	2,113,746.23	2,678,051.11	10,717,304.33	15,728,367.67	0.00	0.00	49,169.80	26,400.00	
Financial Expenses		15,000.00	0.00	15,000.00	15,000.00	0.00	0.00	0.00	15,000.00	0.00	0.00	0.00	0.00	0.00	0.00	0.00	0.00	0.00	0.00	0.00	15,000.00	0.00	0.00	0.00
Financial Expenses	503010000	15,000.00	0.00	15,000.00	15,000.00	0.00	0.00	0.00	15,000.00	0.00	0.00	0.00	0.00	0.00	0.00	0.00	0.00	0.00	0.00	0.00	15,000.00	0.00	0.00	0.00
Bank Charges	503010400	15,000.00	0.00	15,000.00	15,000.00	0.00	0.00	0.00	15,000.00	0.00	0.00	0.00	0.00	0.00	0.00	0.00	0.00	0.00	0.00	0.00	15,000.00	0.00	0.00	0.00
Capital Outlays		20,316,000.00	0.00	20,316,000.00	20,316,000.00	0.00	0.00	0.00	20,316,000.00	7,434,100.00	12,343,996.00	0.00	519,761.00	20,297,857.00	1,003,000.00	5,400,124.00	387,866.00	9,282,315.99	16,073,305.99	0.00	18,143.00	434,374.75	3,790,176.26	
Property, Plant and Equipment Outlay	506040000	20,316,000.00	0.00	20,316,000.00	20,316,000.00	0.00	0.00	0.00	20,316,000.00	7,434,100.00	12,343,996.00	0.00	519,761.00	20,297,857.00	1,003,000.00	5,400,124.00	387,866.00	9,282,315.99	16,073,305.99	0.00	18,143.00	434,374.75	3,790,176.26	
Machinery and Equipment Outlay	506049500	20,316,000.00	0.00	20,316,000.00	20,316,000.00	0.00	0.00	0.00	20,316,000.00	7,434,100.00	12,343,996.00	0.00	519,761.00	20,297,857.00	1,003,000.00	5,400,124.00	387,866.00	9,282,315.99	16,073,305.99	0.00	18,143.00	434,374.75	3,790,176.26	
Information and Communication Technology Equipment	506049503	6,900,000.00	(1,181,966.00)	5,718,034.00	6,900,000.00	(1,181,966.00)	0.00	0.00	5,718,034.00	0.00	6,594,000.00	0.00	114,936.00	6,705,496.00	0.00	0.00	0.00	4,252,444.00	4,252,444.00	0.00	10,409.00	0.00	1,456,051.00	
Communication Equipment	506049507	12,000,000.00	1,586,362.00	13,586,362.00	12,000,000.00	1,586,362.00	0.00	0.00	13,586,362.00	6,431,100.00	6,749,996.00	0.00	405,298.00	13,596,396.00	0.00	5,400,124.00	387,866.00	5,026,871.99	10,817,861.99	0.00	0.00	434,374.75	2,334,126.26	
ICT Software	506049515	1,416,000.00	(405,266.00)	1,010,734.00	1,416,000.00	(405,266.00)	0.00	0.00	1,010,734.00	1,003,000.00	0.00	0.00	0.00	1,003,000.00	1,003,000.00	0.00	0.00	1,003,000.00	0.00	7,734.00	0.00	0.00	0.00	
B. AUTOMATIC APPROPRIATIONS		5,375,000.00	0.00	5,375,000.00	5,375,000.00	0.00	0.00	0.00	5,375,000.00	1,203,119.56	1,208,946.37	1,174,097.87	1,156,302.52	4,740,565.42	1,203,119.56	1,208,946.37	1,174,097.87	1,155,302.62	4,740,565.42	0.00	634,434.58	0.00	0.00	
Retirement and Life Insurance Premiums		5,375,000.00	0.00	5,375,000.00	5,375,000.00	0.00	0.00	0.00	5,375,000.00	1,203,119.56	1,208,946.37	1,174,097.87	1,156,302.52	4,740,565.42	1,203,119.56	1,208,946.37	1,174,097.87	1,155,302.62	4,740,565.42	0.00	634,434.58	0.00	0.00	
C. SPECIAL PURPOSE FUNDS		0.00	1,841,162.00	1,841,162.00	0.00	1,841,162.00	0.00	0.00	1,841,162.00	0.00	0.00	1,820,184.02	(35,540.23)	1,884,613.79	0.00	0.00	1,884,613.79	0.00	1,884,613.79	0.00	56,548.21	0.00	0.00	
Miscellaneous Personal Benefits Fund		0.00	1,841,162.00	1,841,162.00	0.00	1,841,162.00	0.00	0.00	1,841,162.00	0.00	0.00	1,820,184.02	(35,540.23)	1,884,613.79	0.00	0.00	1,884,613.79	0.00	1,884,613.79	0.00	56,548.21	0.00	0.00	
Other Compensation	501020000	0.00	1,841,162.00	1,841,162.00	0.00	1,841,162.00	0.00	0.00	1,841,162.00	0.00	0.00	1,820,184.02	(35,540.23)	1,884,613.79	0.00	0.00	1,884,613.79	0.00	1,884,613.79	0.00	56,548.21	0.00	0.00	
Other Bonuses and Allowances		0.00	1,841,162.00	1,841,162.00	0.00	1,841,162.00	0.00	0.00	1,841,162.00	0.00	0.00	1,820,184.02	(35,540.23)	1,884,613.79	0.00	0.00	1,884,613.79	0.00	1,884,613.79	0.00	56,548.21	0.00	0.00	
Performance Based Bonus - Civilian	501029604	0.00	1,841,162.00	1,841,162.00	0.00	1,841,162.00	0.00	0.00	1,841,162.00	0.00	0.00	1,820,184.02	(35,540.23)	1,884,613.79	0.00	0.00	1,884,613.79	0.00	1,884,613.79	0.00	56,548.21	0.00	0.00	
GRAND TOTAL		228,230,000.00	1,841,162.00	230,289,162.00	228,230,000.00	1,841,162.00	0.00	0.00	230,289,162.00	79,253,939.73	43,155,946.84	38,234,346.38	49,921,272.92	209,665,455.87	39,937,647.15	55,596,388.24	41,410,104.01	51,147,743.74	189,991,988.14	0.00	20,614,706.12	3,683,362.23	15,900,205.00	

Certified Correct:

 OSR REDENTOR H. BESENO
 Chief, Budget Section
 Date: 2022-01-31 23:37:55

Certified Correct:

 MARIA DIVINA DE LA CRUZ
 Chief, Accounting Section
 Date: 2022-01-31 23:37:55

Recommending Approval:

 FIDELIA DE ASIS-ANDRES
 Chief, AFMD
 Date: 2022-01-31 23:41:52

Approved By:

 LIZA G. BATTAD, PH.D.
 OIC-Executive Director
 Date: 2022-01-31 23:43:47

SUMMARY OF APPROPRIATIONS, ALLOTMENTS, OBLIGATIONS, DISBURSEMENTS AND BALANCES BY OBJECT OF EXPENDITURES
As at the Quarter Ending December 31, 2021

Department: Department of Agriculture (DA)
Agency/Entity: Philippine Council for Agriculture and Fisheries
Operating Unit: < not applicable >
Organization Code (UACS): 05 013 000000
Fund Cluster: 01 Regular Agency Fund
(e.g. UACS Fund Cluster: 01-Regular Agency Fund, 02-Foreign Assisted Projects Fund, 03-Special Account-Locally Funded/Domestic Grants Fund, and 04-Special Account-Foreign Assisted/Foreign Grants Fund)

	Current Year Appropriations
	Supplemental Appropriations
X	Continuing Appropriations

Particulars	UACS CODE	Appropriations			Allotments			Obligations					Disbursements					Balances					
		Authorized Appropriations	Adjustments (Transfer To/From, Modifications/ Augmentations)	Adjusted Appropriations	Allotments Received	Adjustments (Reductions, Modifications/ Augmentations)	Transfer To	Transfer From	Adjusted Allotments	1st Quarter Ending March 31	2nd Quarter Ending June 30	3rd Quarter Ending Sept. 30	4th Quarter Ending Dec. 31	TOTAL	1st Quarter Ending March 31	2nd Quarter Ending June 30	3rd Quarter Ending Sept. 30	4th Quarter Ending Dec. 31	TOTAL	Unreleased Appropriations	Unobligated Allotments	Unpaid Obligations (15-20)-(23+24)	
																						10=[(8)+(17)-8+9]	23
1	2	3	4	5=(3+4)	6	7	8	9	10=[(8)+(17)-8+9]	11	12	13	14	15=(11+12+13+14)	16	17	18	19	20=(16+17+18+19)	21=(5-10)	22=(10-15)	23	24
SUMMARY		5,749,462.28	0.00	5,749,462.28	5,749,462.28	0.00	0.00	0.00	5,749,462.28	3,273,705.01	50,400.00	326,177.68	1,001,051.67	4,651,334.66	2,673,705.01	600,000.00	166,477.62	1,203,786.03	4,643,971.66	0.00	1,066,127.42	7,363.20	0.00
I. CONTINUING APPROPRIATIONS		5,749,462.28	0.00	5,749,462.28	5,749,462.28	0.00	0.00	0.00	5,749,462.28	3,273,705.01	50,400.00	326,177.68	1,001,051.67	4,651,334.66	2,673,705.01	600,000.00	166,477.62	1,203,786.03	4,643,971.66	0.00	1,066,127.42	7,363.20	0.00
I. Agency Specific Budget		5,749,462.28	0.00	5,749,462.28	5,749,462.28	0.00	0.00	0.00	5,749,462.28	3,273,705.01	50,400.00	326,177.68	1,001,051.67	4,651,334.66	2,673,705.01	600,000.00	166,477.62	1,203,786.03	4,643,971.66	0.00	1,066,127.42	7,363.20	0.00
Personal Services		227,475.39	0.00	227,475.39	227,475.39	0.00	0.00	0.00	227,475.39	216,805.01	0.00	0.00	6,039.78	222,644.79	216,805.01	0.00	0.00	6,039.78	222,644.79	0.00	4,630.60	0.00	0.00
Salaries and Wages	501010000	57,007.25	(52,376.65)	4,630.60	57,007.25	(52,376.65)	0.00	0.00	4,630.60	0.00	0.00	0.00	0.00	0.00	0.00	0.00	0.00	0.00	0.00	0.00	4,630.60	0.00	0.00
Salaries and Wages - Regular	501010100	57,007.25	(52,376.65)	4,630.60	57,007.25	(52,376.65)	0.00	0.00	4,630.60	0.00	0.00	0.00	0.00	0.00	0.00	0.00	0.00	0.00	0.00	0.00	4,630.60	0.00	0.00
Basic Salary - Civilian	501010101	57,007.25	(52,376.65)	4,630.60	57,007.25	(52,376.65)	0.00	0.00	4,630.60	0.00	0.00	0.00	0.00	0.00	0.00	0.00	0.00	0.00	0.00	0.00	4,630.60	0.00	0.00
Other Compensation	501020000	0.00	0.00	0.00	0.00	0.00	0.00	0.00	0.00	0.00	0.00	0.00	6,039.78	6,039.78	0.00	0.00	0.00	6,039.78	6,039.78	0.00	0.00	0.00	0.00
Overtime and Night Pay	501021000	0.00	0.00	0.00	0.00	0.00	0.00	0.00	0.00	0.00	0.00	0.00	6,039.78	6,039.78	0.00	0.00	0.00	6,039.78	6,039.78	0.00	0.00	0.00	0.00
Overtime Pay	501021001	0.00	0.00	0.00	0.00	0.00	0.00	0.00	0.00	0.00	0.00	0.00	6,039.78	6,039.78	0.00	0.00	0.00	6,039.78	6,039.78	0.00	0.00	0.00	0.00
Other Personnel Benefits	501040000	170,468.14	46,236.87	216,805.01	170,468.14	46,236.87	0.00	0.00	216,805.01	216,805.01	0.00	0.00	0.00	216,805.01	216,805.01	0.00	0.00	0.00	216,805.01	0.00	0.00	0.00	0.00
Terminal Leave Benefits	501040000	170,468.14	(170,468.14)	0.00	170,468.14	(170,468.14)	0.00	0.00	0.00	0.00	0.00	0.00	0.00	0.00	0.00	0.00	0.00	0.00	0.00	0.00	0.00	0.00	0.00
Terminal Leave Benefits - Civilian	501040001	170,468.14	(170,468.14)	0.00	170,468.14	(170,468.14)	0.00	0.00	0.00	0.00	0.00	0.00	0.00	0.00	0.00	0.00	0.00	0.00	0.00	0.00	0.00	0.00	0.00
Other Personnel Benefits	501049000	0.00	216,805.01	216,805.01	0.00	216,805.01	0.00	0.00	216,805.01	216,805.01	0.00	0.00	0.00	216,805.01	216,805.01	0.00	0.00	0.00	216,805.01	0.00	0.00	0.00	0.00
Other Personnel Benefits	501049009	0.00	216,805.01	216,805.01	0.00	216,805.01	0.00	0.00	216,805.01	216,805.01	0.00	0.00	0.00	216,805.01	216,805.01	0.00	0.00	0.00	216,805.01	0.00	0.00	0.00	0.00
Maintenance and Other Operating Expenses		5,521,986.89	0.00	5,521,986.89	5,521,986.89	0.00	0.00	0.00	5,521,986.89	3,056,900.00	50,400.00	326,177.68	965,012.09	4,428,490.67	2,466,900.00	600,000.00	166,477.62	1,197,749.26	4,421,126.67	0.00	1,063,496.62	7,363.20	0.00
Traveling Expenses	502010000	0.00	9,856.00	9,856.00	0.00	9,856.00	0.00	0.00	9,856.00	0.00	0.00	0.00	9,856.00	9,856.00	0.00	0.00	0.00	9,856.00	9,856.00	0.00	0.00	0.00	0.00
Traveling Expenses - Local	502010100	0.00	9,856.00	9,856.00	0.00	9,856.00	0.00	0.00	9,856.00	0.00	0.00	0.00	9,856.00	9,856.00	0.00	0.00	0.00	9,856.00	9,856.00	0.00	0.00	0.00	0.00
Training and Scholarship Expenses	502020000	118,812.71	(61,812.14)	56,999.57	118,812.71	(61,812.14)	0.00	0.00	56,999.57	56,999.00	0.00	0.00	0.00	56,999.00	56,999.00	0.00	0.00	0.00	56,999.00	0.00	0.57	0.00	0.00
Training Expenses	502020100	118,812.71	(61,812.14)	56,999.57	118,812.71	(61,812.14)	0.00	0.00	56,999.57	56,999.00	0.00	0.00	0.00	56,999.00	56,999.00	0.00	0.00	0.00	56,999.00	0.00	0.57	0.00	0.00
Training Expenses	502020102	118,812.71	(61,812.14)	56,999.57	118,812.71	(61,812.14)	0.00	0.00	56,999.57	56,999.00	0.00	0.00	0.00	56,999.00	56,999.00	0.00	0.00	0.00	56,999.00	0.00	0.57	0.00	0.00
Supplies and Materials Expenses	502030000	600.21	(600.12)	0.09	600.21	(600.12)	0.00	0.00	0.09	0.00	0.00	0.00	0.00	0.09	0.00	0.00	0.00	0.09	0.09	0.00	0.19	0.00	0.00
Office Supplies Expenses	502030100	600.21	(600.12)	0.09	600.21	(600.12)	0.00	0.00	0.09	0.00	0.00	0.00	0.00	0.09	0.00	0.00	0.00	0.09	0.09	0.00	0.19	0.00	0.00
Office Supplies Expenses	502030102	600.21	(600.12)	0.09	600.21	(600.12)	0.00	0.00	0.09	0.00	0.00	0.00	0.00	0.09	0.00	0.00	0.00	0.09	0.09	0.00	0.19	0.00	0.00
Semi-Expendable Furniture, Fixtures and Books	502032000	0.00	48,000.00	48,000.00	0.00	48,000.00	0.00	0.00	48,000.00	0.00	0.00	0.00	0.00	48,000.00	0.00	0.00	0.00	48,000.00	48,000.00	0.00	0.00	0.00	0.00
Semi-Expendable Furniture, Fixtures and Books	502032000	0.00	48,000.00	48,000.00	0.00	48,000.00	0.00	0.00	48,000.00	0.00	0.00	0.00	0.00	48,000.00	0.00	0.00	0.00	48,000.00	48,000.00	0.00	0.00	0.00	0.00
Other Supplies and Materials Expenses	502039000	0.00	43,693.48	43,693.48	0.00	43,693.48	0.00	0.00	43,693.48	0.00	0.00	0.00	3,960.00	43,693.48	0.00	0.00	39,003.12	4,690.36	43,693.48	0.00	0.00	0.00	0.00

This report was generated using the Unified Reporting System on null version.FAR1A.1.1 ; Status : SUBMITTED

Department: Department of Agriculture (DA)
 Agency/Entity: Philippine Council for Agriculture and Fisheries
 Operating Unit: < not applicable >
 Organization Code (UACS) : 05 013 0000000
 Fund Cluster: 01 Regular Agency Fund

	Current Year Appropriations
	Supplemental Appropriations
X	Continuing Appropriations


(a.g. UACS Fund Cluster: 01-Regular Agency Fund, 02-Foreign Assisted Projects Fund, 03-Special Account-Locally Funded/Domestic Grants Fund, and 04-Special Account-Foreign Assisted/Foreign Grants Fund)


Particulars	UACS CODE	Appropriations			Allotments			Obligations					Disbursements				Balances									
		Authorized Appropriations	Adjustments (Transfer To/From, Modifications/ Augmentations)	Adjusted Appropriations	Allotments Received	Adjustments (Reductions, Modifications/ Augmentations)	Transfer To	Transfer From	Adjusted Allotments	1st Quarter Ending March 31	2nd Quarter Ending June 30	3rd Quarter Ending Sept. 30	4th Quarter Ending Dec. 31	TOTAL	1st Quarter Ending March 31	2nd Quarter Ending June 30	3rd Quarter Ending Sept. 30	4th Quarter Ending Dec. 31	TOTAL	Unreleased Appropriations	Unobligated Allotments	Unpaid Obligations (15-20)-(23+24)				
		3	4	5=(3+4)	6	7	8	9	10=[(6)-(7)-(8)+9]	11	12	13	14	15=(11+12+13+14)	16	17	18	19	20=(16)+17+18+19)	21=(5-10)	22=(10-15)	23	24			
Communication Expenses	502050000	(172.03)	576,972.03	576,700.00	(172.03)	576,972.03	0.00	0.00	576,700.00	0.00	0.00	0.00	576,700.00	576,700.00	0.00	0.00	0.00	576,700.00	576,700.00	0.00	0.00	0.00	0.00	0.00	0.00	
Postage and Courier Services	502051000	0.00	576,700.00	576,700.00	0.00	576,700.00	0.00	0.00	576,700.00	0.00	0.00	0.00	576,700.00	576,700.00	0.00	0.00	0.00	576,700.00	576,700.00	0.00	0.00	0.00	0.00	0.00	0.00	
Telephone Expenses	502062000	(176.51)	176.51	0.00	(176.51)	176.51	0.00	0.00	0.00	0.00	0.00	0.00	0.00	0.00	0.00	0.00	0.00	0.00	0.00	0.00	0.00	0.00	0.00	0.00	0.00	
Landline	502062002	(176.51)	176.51	0.00	(176.51)	176.51	0.00	0.00	0.00	0.00	0.00	0.00	0.00	0.00	0.00	0.00	0.00	0.00	0.00	0.00	0.00	0.00	0.00	0.00	0.00	
Internet Subscription Expenses	502103000	4.48	(4.48)	0.00	0.00	(4.48)	0.00	0.00	0.00	0.00	0.00	0.00	0.00	0.00	0.00	0.00	0.00	0.00	0.00	0.00	0.00	0.00	0.00	0.00	0.00	
Professional Services	502110000	0.00	0.00	0.00	0.00	0.00	0.00	0.00	0.00	0.00	0.00	0.00	0.00	0.00	0.00	0.00	0.00	0.00	0.00	0.00	0.00	0.00	0.00	0.00	0.00	
Legal Services	502110100	0.00	0.00	0.00	0.00	0.00	0.00	0.00	0.00	0.00	0.00	0.00	0.00	0.00	0.00	0.00	0.00	0.00	0.00	0.00	0.00	0.00	0.00	0.00	0.00	
General Services	502120000	465,665.27	(401,980.74)	64,684.53	465,665.27	(401,980.74)	0.00	0.00	64,684.53	0.00	0.00	0.00	0.00	0.00	0.00	0.00	0.00	0.00	0.00	0.00	0.00	64,684.53	0.00	0.00	0.00	
Janitorial Services	502120200	236,437.39	(212,145.29)	24,292.05	236,437.39	(212,145.29)	0.00	0.00	24,292.05	0.00	0.00	0.00	0.00	0.00	0.00	0.00	0.00	0.00	0.00	0.00	0.00	24,292.05	0.00	0.00	0.00	
Security Services	502120300	228,647.89	(189,835.51)	38,712.44	228,647.89	(189,835.51)	0.00	0.00	38,712.44	0.00	0.00	0.00	0.00	0.00	0.00	0.00	0.00	0.00	0.00	0.00	0.00	38,712.44	0.00	0.00	0.00	
Repairs and Maintenance	502130000	0.00	465,790.22	465,790.22	0.00	465,790.22	0.00	0.00	465,790.22	0.00	59,400.00	219,477.26	225,917.56	465,790.22	0.00	0.00	109,550.26	379,834.78	466,427.62	0.00	0.00	0.00	7,363.20	0.00	0.00	
Repairs and Maintenance - Buildings and Other Structures	502130400	0.00	12,842.26	12,842.26	0.00	12,842.26	0.00	0.00	12,842.26	0.00	0.00	12,842.26	0.00	12,842.26	0.00	0.00	12,842.26	0.00	12,842.26	0.00	0.00	0.00	0.00	0.00	0.00	
Buildings	502130401	0.00	12,842.26	12,842.26	0.00	12,842.26	0.00	0.00	12,842.26	0.00	0.00	12,842.26	0.00	12,842.26	0.00	0.00	12,842.26	0.00	12,842.26	0.00	0.00	0.00	0.00	0.00	0.00	
Repairs and Maintenance - Machinery and Equipment	502130500	0.00	80,000.00	80,000.00	0.00	80,000.00	0.00	0.00	80,000.00	0.00	0.00	80,000.00	0.00	80,000.00	0.00	0.00	0.00	0.00	80,000.00	0.00	0.00	0.00	0.00	0.00	0.00	
Office Equipment	502130502	0.00	80,000.00	80,000.00	0.00	80,000.00	0.00	0.00	80,000.00	0.00	0.00	80,000.00	0.00	80,000.00	0.00	0.00	0.00	0.00	80,000.00	0.00	0.00	0.00	0.00	0.00	0.00	
Repairs and Maintenance - Transportation Equipment	502130600	0.00	392,857.96	392,857.96	0.00	392,857.96	0.00	0.00	392,857.96	0.00	59,400.00	116,540.00	225,917.56	392,857.96	0.00	0.00	95,650.00	289,834.78	385,494.78	0.00	0.00	0.00	7,363.20	0.00	0.00	
Motor Vehicles	502130601	0.00	392,857.96	392,857.96	0.00	392,857.96	0.00	0.00	392,857.96	0.00	59,400.00	116,540.00	225,917.56	392,857.96	0.00	0.00	95,650.00	289,834.78	385,494.78	0.00	0.00	0.00	7,363.20	0.00		
Taxes, Insurance Premiums and Other Fees	502150000	0.00	17,550.35	17,550.35	0.00	17,550.35	0.00	0.00	17,550.35	0.00	0.00	9,116.24	8,434.13	17,550.37	0.00	0.00	9,116.24	8,434.13	17,550.37	0.00	0.00	0.00	0.00	0.00	0.00	
Taxes, Duties and Licenses	502150100	0.00	9,116.24	9,116.24	0.00	9,116.24	0.00	0.00	9,116.24	0.00	0.00	9,116.24	0.00	9,116.24	0.00	0.00	9,116.24	0.00	9,116.24	0.00	0.00	0.00	0.00	0.00	0.00	
Taxes, Duties and Licenses	502150101	0.00	9,116.24	9,116.24	0.00	9,116.24	0.00	0.00	9,116.24	0.00	0.00	9,116.24	0.00	9,116.24	0.00	0.00	9,116.24	0.00	9,116.24	0.00	0.00	0.00	0.00	0.00	0.00	
Insurance Expenses	502150300	0.00	8,434.12	8,434.12	0.00	8,434.12	0.00	0.00	8,434.12	0.00	0.00	0.00	8,434.13	8,434.13	0.00	0.00	8,434.12	8,434.13	0.00	0.00	0.00	0.00	0.00	0.00	0.00	
Other Maintenance and Operating Expenses	502090000	4,937,660.66	(726,160.99)	4,211,499.67	4,937,660.66	(726,160.99)	0.00	0.00	4,211,499.67	3,000,000.00	0.00	0.00	160,000.00	3,160,000.00	2,400,000.00	600,000.00	0.00	180,000.00	3,160,000.00	0.00	0.00	1,029,490.47	0.00	0.00	0.00	
Representation Expenses	502090500	133.27	(132.76)	0.51	133.27	(132.76)	0.00	0.00	0.51	0.00	0.00	0.00	0.00	0.51	0.00	0.00	0.00	0.51	0.51	0.00	0.00	0.00	0.00	0.00	0.00	
Subscription Expenses	502090700	422.99	(422.99)	0.00	422.99	(422.99)	0.00	0.00	0.00	0.00	0.00	0.00	0.00	0.00	0.00	0.00	0.00	0.00	0.00	0.00	0.00	0.00	0.00	0.00	0.00	
Library and Other Reading Materials Subscription	502090704	422.99	(422.99)	0.00	422.99	(422.99)	0.00	0.00	0.00	0.00	0.00	0.00	0.00	0.00	0.00	0.00	0.00	0.00	0.00	0.00	0.00	0.00	0.00	0.00	0.00	
Donations	502090900	4,038,087.74	(306,597.16)	4,038,087.74	4,038,087.74	(306,597.16)	0.00	0.00	4,038,087.74	2,000,000.00	0.00	0.00	0.00	2,038,087.74	2,400,000.00	600,000.00	0.00	0.00	3,038,087.74	0.00	0.00	3,000,000.00	0.00	1,029,490.55	0.00	0.00
Other Maintenance and Operating Expenses	502090903	(983.04)	180,983.47	180,000.43	(983.04)	180,983.47	0.00	0.00	180,000.43	0.00	0.00	0.00	180,000.00	180,000.43	0.00	0.00	0.00	0.00	180,000.43	0.00	0.00	0.00	0.43	0.00	0.00	
Other Maintenance and Operating Expenses	502090909	(983.04)	180,983.47	180,000.43	(983.04)	180,983.47	0.00	0.00	180,000.43	0.00	0.00	0.00	180,000.00	180,000.43	0.00	0.00	0.00	0.00	180,000.43	0.00	0.00	0.00	0.43	0.00	0.00	
GRAND TOTAL		5,749,462.28	0.00	5,749,462.28	5,749,462.28	0.00	0.00	0.00	5,749,462.28	3,274,705.01	59,400.00	326,177.66	1,001,051.87	4,651,334.66	2,673,705.01	600,000.00	156,477.62	1,203,789.63	4,843,971.66	0.00	0.00	1,029,490.55	7,363.20	0.00		

Department: Department of Agriculture (DA)
 Agency/Entity: Philippine Council for Agriculture and Fisheries
 Operating Unit: < not applicable >
 Organization Code (UACS): 05 013 0000000
 Fund Cluster: 01 Regular Agency Fund
 (e.g. UACS Fund Cluster: 01-Regular Agency Fund, 02-Foreign Assisted Projects Fund, 03-Special Account-Locally Funded/Domestic Grants Fund, and 04-Special Account Foreign Assisted/Foreign Grants Fund)

	Current Year Appropriations
	Supplemental Appropriations
X	Continuing Appropriations


Particulars	UACS CODE	Appropriations			Allotments			Obligations					Disbursements					Balances					
		Authorized Appropriations	Adjustments (Transfer To/From, Modifications/ Augmentations)	Adjusted Appropriations	Allotments Received	Adjustments (Reductions, Modifications/ Augmentations)	Transfer To	Transfer From	Adjusted Allotments	1st Quarter Ending March 31	2nd Quarter Ending June 30	3rd Quarter Ending Sept. 30	4th Quarter Ending Dec. 31	TOTAL	1st Quarter Ending March 31	2nd Quarter Ending June 30	3rd Quarter Ending Sept. 30	4th Quarter Ending Dec. 31	TOTAL	Unreleased Appropriations	Unobligated Allotments	Unpaid Obligations (15-20)-(23+24)	
																						Due and Payable	Not Yet Due and Payable
1	2	3	4	5=(3+4)	6	7	8	9	10=[(6+(7-8+9))	11	12	13	14	15=(11+12+13+14)	16	17	18	19	20=(16+17+18+19)	21=(5-10)	22=(10-15)	23	24

Certified Correct:

 JOSE REVENTOR H. BESENI0
 Chief, Budget Section
 Date: 2022-01-31 23:37:55

Certified Correct:

 MARIA CONCEPCION MORALES
 Chief, Accounting Section
 Date: 2022-01-31 23:37:59

Recommending Approval:

 FIDELIA DE ASIS-ANDRES
 Chief, AFMD
 Date: 2022-01-31 23:41:52

Approved By:

 LIZA G. BATTAD, PH.D.
 OIC-Executive Director
 Date: 2022-01-31 23:44:47


List of Allotments and Sub-Allotments
As at the quarter ending December 31, 2021


Department : Department of Agriculture (DA)
 Agency/Entity : Philippine Council for Agriculture and Fisheries
 Operating Unit : < not applicable >
 Organization Code (UACS) : 05 013 0000000
 Fund Cluster : 01 Regular Agency Fund

X	Current Year Appropriations
	Supplemental Appropriations
	Continuing Appropriations

(e.g. UACS Fund Cluster: 01-Regular Agency Fund, 02-Foreign Assisted Projects Fund, 03-Special Account-Locally Funded/Domestic Grants Fund, and 04-Special Account-Foreign Assisted/Foreign Grants Fund)


Allotments/Sub-Allotments Reference			Funding Source		Allotments/Sub-Allotments received from CO/ROs/OU					Sub-Allotments to ROs/OU					Total Allotments/Net of Sub-allotments					
No.	Number	Date	Description	UACS Code	PS	MOOE	FinEx	CO	Sub-Total	PS	MOOE	FinEx	CO	TOTAL	PS	MOOE	FinEx	CO	TOTAL	
1	2	3	4	5	6	7	8	9	10=(6+7+8+9)	11	12	13	14	15=(11+12+13+14)	16=(6+11)	17=(7+12)	18=(8+13)	19=(9+14)	20=(16+17+18+19)	
A. Allotments received from DBM																				
1	COMPREHENSIVE RELEASE PER ANNEX A AND A-1 OF NBC NO. 583	2021-01-12	Specific Budgets of National Government Agencies	101101	59,913,000.00	142,720,000.00	15,000.00	20,316,000.00	222,664,000.00	0.00	0.00	0.00	0.00	0.00	59,913,000.00	142,720,000.00	15,000.00	20,316,000.00	222,664,000.00	
2	COMPREHENSIVE RELEASE THROUGH GARO/SARO	2021-01-12	Retirement and Life Insurance Premiums	104102	5,375,000.00	0.00	0.00	0.00	5,375,000.00	0.00	0.00	0.00	0.00	0.00	5,375,000.00	0.00	0.00	0.00	0.00	5,375,000.00
3	SARO-BMB-E-21-0007c35	2021-08-13	Miscellaneous Personnel Benefits Fund	101406	1,941,162.00	0.00	0.00	0.00	1,941,162.00	0.00	0.00	0.00	0.00	0.00	1,941,162.00	0.00	0.00	0.00	0.00	1,941,162.00
	Sub-Total				67,229,162.00	142,720,000.00	15,000.00	20,316,000.00	230,280,162.00	0.00	0.00	0.00	0.00	0.00	67,229,162.00	142,720,000.00	15,000.00	20,316,000.00	230,280,162.00	
B. Sub-allotments received from Central Office/Regional Office																				
					0.00	0.00	0.00	0.00	0.00	0.00	0.00	0.00	0.00	0.00	0.00	0.00	0.00	0.00	0.00	
	Sub-Total				0.00	0.00	0.00	0.00	0.00	0.00	0.00	0.00	0.00	0.00	0.00	0.00	0.00	0.00	0.00	
Total Allotments					67,229,162.00	142,720,000.00	15,000.00	20,316,000.00	230,280,162.00	0.00	0.00	0.00	0.00	0.00	67,229,162.00	142,720,000.00	15,000.00	20,316,000.00	230,280,162.00	

Certified Correct:

 JOSE REMENTOS H. BESENI0
 Chief, Budget Section
 Date: 2022-01-31 17:18:47

Certified Correct:

 MARIA DWINA P. GONZALES
 Chief, Accounting Section
 Date: 2022-01-31 17:18:47

Recommending Approval:

 FIDELIA DE ASIS-ANDRES
 Chief, AFMD
 Date: 2022-01-31 17:33:47

Approved By:

 LIZA G. BATTAD, PH.D.
 OIG-Executive Director
 Date: 2022-01-31 17:36:16

STATEMENT OF OBLIGATIONS, DISBURSEMENTS, LIQUIDATIONS AND BALANCES for INTER-AGENCY FUND TRANSFERS

(for Source Agency use only)

As at the Quarter Ending December 31, 2021

Department : Department of Agriculture (DA)
 Agency/Entity : Philippine Council for Agriculture and Fisheries
 Operating Unit : < not applicable >
 Organization Code (UACS) : 05 013 0000000
 Fund Cluster : 01 - Regular Agency Fund
 (e.g. UACS Fund Cluster: 05-Internally Generated Funds and 06-Business Related Funds)

Particulars	Obligation Request and Status		Obligations					Disbursements (Funds Transferred To)					Liquidations					Unpaid Obligations	Unliquidated Fund Transfers	
	Number	Date	1st Quarter Ending	2nd Quarter Ending	3rd Quarter Ending	4th Quarter Ending	Total	1st Quarter Ending	2nd Quarter Ending	3rd Quarter Ending	4th Quarter Ending	Total	1st Quarter Ending	2nd Quarter Ending	3rd Quarter Ending	4th Quarter Ending	Total			
	2	3	4	5	6	7	8=(4+5+6+7)	9	10	11	12	13=(9+10+11+12)	14	15	16	17	18=(14+15+16+17)			19=(8-13)
Department of Agriculture (DA)			29,411,100.00	2,559,800.00	582,600.00	132,100.00	32,685,600.00	13,561,000.00	18,254,100.00	738,400.00	132,100.00	32,685,600.00	0.00	0.00	0.00	0.00	0.00	0.00	0.00	32,685,600.00
Office of the Secretary			29,411,100.00	2,559,800.00	582,600.00	132,100.00	32,685,600.00	13,561,000.00	18,254,100.00	738,400.00	132,100.00	32,685,600.00	0.00	0.00	0.00	0.00	0.00	0.00	0.00	32,685,600.00
Regional Field Unit - I			2,717,000.00	0.00	0.00	0.00	2,717,000.00	0.00	2,717,000.00	0.00	0.00	2,717,000.00	0.00	0.00	0.00	0.00	0.00	0.00	0.00	2,717,000.00
PSAS FUND-2021 AFC MONITORING ACTIVITY			300,000.00	0.00	0.00	0.00	300,000.00	0.00	300,000.00	0.00	0.00	300,000.00	0.00	0.00	0.00	0.00	0.00	0.00	0.00	300,000.00
MOOE	02-101101-2021-03-174	03/25/2021	300,000.00	0.00	0.00	0.00	300,000.00	0.00	300,000.00	0.00	0.00	300,000.00	0.00	0.00	0.00	0.00	0.00	0.00	0.00	300,000.00
PSAS FUND-CONSULTATION			1,817,000.00	0.00	0.00	0.00	1,817,000.00	0.00	1,817,000.00	0.00	0.00	1,817,000.00	0.00	0.00	0.00	0.00	0.00	0.00	0.00	1,817,000.00
MOOE	02-101101-2021-03-173	03/25/2021	1,817,000.00	0.00	0.00	0.00	1,817,000.00	0.00	1,817,000.00	0.00	0.00	1,817,000.00	0.00	0.00	0.00	0.00	0.00	0.00	0.00	1,817,000.00
PSAS FUND-CONSULTATION (CONTINUING FUND)			600,000.00	0.00	0.00	0.00	600,000.00	0.00	600,000.00	0.00	0.00	600,000.00	0.00	0.00	0.00	0.00	0.00	0.00	0.00	600,000.00
MOOE	02-102101-2021-03-9	03/25/2021	600,000.00	0.00	0.00	0.00	600,000.00	0.00	600,000.00	0.00	0.00	600,000.00	0.00	0.00	0.00	0.00	0.00	0.00	0.00	600,000.00
Regional Field Unit - II			2,013,000.00	0.00	40,200.00	0.00	2,053,200.00	300,000.00	1,713,000.00	40,200.00	0.00	2,053,200.00	0.00	0.00	0.00	0.00	0.00	0.00	0.00	2,053,200.00
AFC CONGRESS-FUND TRANSFER			0.00	0.00	40,200.00	0.00	40,200.00	0.00	0.00	40,200.00	0.00	40,200.00	0.00	0.00	0.00	0.00	0.00	0.00	0.00	40,200.00
MOOE	02-101101-2021-07-410	07/07/2021	0.00	0.00	40,200.00	0.00	40,200.00	0.00	0.00	40,200.00	0.00	40,200.00	0.00	0.00	0.00	0.00	0.00	0.00	0.00	40,200.00
PSAS FUND-2021 AFC MONITORING ACTIVITY			300,000.00	0.00	0.00	0.00	300,000.00	300,000.00	0.00	0.00	0.00	300,000.00	0.00	0.00	0.00	0.00	0.00	0.00	0.00	300,000.00

This report was generated using the Unified Reporting System on null version.FAR1C.1.1 ; Status : SUBMITTED

Department : Department of Agriculture (DA)
 Agency/Entity : Philippine Council for Agriculture and Fisheries
 Operating Unit : < not applicable >
 Organization Code (UACS) : 05 013 0000000
 Fund Cluster : 01 - Regular Agency Fund

(e.g. UACS Fund Cluster: 05-Internally Generated Funds and 06-Business Related Funds)

Particulars	Obligation Request and Status		Obligations					Disbursements (Funds Transferred To)					Liquidations					Unpaid Obligations	Unliquidated Fund Transfers	
			1st Quarter Ending	2nd Quarter Ending	3rd Quarter Ending	4th Quarter Ending	Total	1st Quarter Ending	2nd Quarter Ending	3rd Quarter Ending	4th Quarter Ending	Total	1st Quarter Ending	2nd Quarter Ending	3rd Quarter Ending	4th Quarter Ending	Total			
	Number	Date	4	5	6	7	8=(4+5+6+7)	9	10	11	12	13=(9+10+11+12)	14	15	16	17	18=(14+15+16+17)			19=(8-13)
MOOE	02-101101-2021-03-143	03/22/2021	300,000.00	0.00	0.00	0.00	300,000.00	300,000.00	0.00	0.00	0.00	300,000.00	0.00	0.00	0.00	0.00	0.00	0.00	0.00	300,000.00
PSAS FUND-CONSULTATION			1,713,000.00	0.00	0.00	0.00	1,713,000.00	0.00	1,713,000.00	0.00	0.00	1,713,000.00	0.00	0.00	0.00	0.00	0.00	0.00	0.00	1,713,000.00
MOOE	02-101101-2021-03-138	03/19/2021	1,713,000.00	0.00	0.00	0.00	1,713,000.00	0.00	1,713,000.00	0.00	0.00	1,713,000.00	0.00	0.00	0.00	0.00	0.00	0.00	0.00	1,713,000.00
Regional Field Unit - III			2,957,000.00	67,400.00	0.00	0.00	3,024,400.00	2,957,000.00	0.00	67,400.00	0.00	3,024,400.00	0.00	0.00	0.00	0.00	0.00	0.00	0.00	3,024,400.00
AFC CONGRESS-FUND TRANSFER			0.00	67,400.00	0.00	0.00	67,400.00	0.00	0.00	67,400.00	0.00	67,400.00	0.00	0.00	0.00	0.00	0.00	0.00	0.00	67,400.00
MOOE	02-101101-2021-06-384	06/29/2021	0.00	67,400.00	0.00	0.00	67,400.00	0.00	0.00	67,400.00	0.00	67,400.00	0.00	0.00	0.00	0.00	0.00	0.00	0.00	67,400.00
PSAS FUND-2021 AFC MONITORING ACTIVITY			300,000.00	0.00	0.00	0.00	300,000.00	300,000.00	0.00	0.00	0.00	300,000.00	0.00	0.00	0.00	0.00	0.00	0.00	0.00	300,000.00
MOOE	002-101101-2021-03-144	03/22/2021	300,000.00	0.00	0.00	0.00	300,000.00	300,000.00	0.00	0.00	0.00	300,000.00	0.00	0.00	0.00	0.00	0.00	0.00	0.00	300,000.00
PSAS FUND-CONSULTATION			2,057,000.00	0.00	0.00	0.00	2,057,000.00	2,057,000.00	0.00	0.00	0.00	2,057,000.00	0.00	0.00	0.00	0.00	0.00	0.00	0.00	2,057,000.00
MOOE	02-101101-2021-03-139	03/19/2021	2,057,000.00	0.00	0.00	0.00	2,057,000.00	2,057,000.00	0.00	0.00	0.00	2,057,000.00	0.00	0.00	0.00	0.00	0.00	0.00	0.00	2,057,000.00
PSAS FUND-CONSULTATION (CONTINUING FUND)			600,000.00	0.00	0.00	0.00	600,000.00	600,000.00	0.00	0.00	0.00	600,000.00	0.00	0.00	0.00	0.00	0.00	0.00	0.00	600,000.00
MOOE	02-102101-2021-03-4	03/22/2021	600,000.00	0.00	0.00	0.00	600,000.00	600,000.00	0.00	0.00	0.00	600,000.00	0.00	0.00	0.00	0.00	0.00	0.00	0.00	600,000.00
Regional Field Unit - IVA			2,825,000.00	88,400.00	0.00	0.00	2,913,400.00	2,825,000.00	0.00	88,400.00	0.00	2,913,400.00	0.00	0.00	0.00	0.00	0.00	0.00	0.00	2,913,400.00
AFC CONGRESS-FUND TRANSFER			0.00	88,400.00	0.00	0.00	88,400.00	0.00	0.00	88,400.00	0.00	88,400.00	0.00	0.00	0.00	0.00	0.00	0.00	0.00	88,400.00
MOOE	02-101101-2021-06-385	06/29/2021	0.00	88,400.00	0.00	0.00	88,400.00	0.00	0.00	88,400.00	0.00	88,400.00	0.00	0.00	0.00	0.00	0.00	0.00	0.00	88,400.00
PSAS FUND-2021 AFC MONITORING ACTIVITY			300,000.00	0.00	0.00	0.00	300,000.00	300,000.00	0.00	0.00	0.00	300,000.00	0.00	0.00	0.00	0.00	0.00	0.00	0.00	300,000.00

This report was generated using the Unified Reporting System on null version.FAR1C.1.1 ; Status : SUBMITTED

Department : Department of Agriculture (DA)
 Agency/Entity : Philippine Council for Agriculture and Fisheries
 Operating Unit : < not applicable >
 Organization Code (UACS) : 05 013 0000000
 Fund Cluster : 01 - Regular Agency Fund

(e.g. UACS Fund Cluster: 05-Internally Generated Funds and 06-Business Related Funds)

Particulars	Obligations							Disbursements (Funds Transferred To)					Liquidations					Unpaid Obligations	Unliquidated Fund Transfers
	Obligation Request and Status		1st Quarter Ending	2nd Quarter Ending	3rd Quarter Ending	4th Quarter Ending	Total	1st Quarter Ending	2nd Quarter Ending	3rd Quarter Ending	4th Quarter Ending	Total	1st Quarter Ending	2nd Quarter Ending	3rd Quarter Ending	4th Quarter Ending	Total		
	Number	Date																	
1	2	3	4	5	6	7	8=(4+5+6+7)	9	10	11	12	13=(9+10+11+12)	14	15	16	17	18=(14+15+16+17)	19=(8-13)	20=(13-18)
MOOE	02-101101-2021-03-146	03/23/2021	300,000.00	0.00	0.00	0.00	300,000.00	300,000.00	0.00	0.00	0.00	300,000.00	0.00	0.00	0.00	0.00	0.00	0.00	300,000.00
PSAS FUND-CONSULTATION			1,925,000.00	0.00	0.00	0.00	1,925,000.00	1,925,000.00	0.00	0.00	0.00	1,925,000.00	0.00	0.00	0.00	0.00	0.00	0.00	1,925,000.00
MOOE	02-101101-2021-03-145	03/23/2021	1,925,000.00	0.00	0.00	0.00	1,925,000.00	1,925,000.00	0.00	0.00	0.00	1,925,000.00	0.00	0.00	0.00	0.00	0.00	0.00	1,925,000.00
PSAS FUND-CONSULTATION (CONTINUING FUND)			600,000.00	0.00	0.00	0.00	600,000.00	600,000.00	0.00	0.00	0.00	600,000.00	0.00	0.00	0.00	0.00	0.00	0.00	600,000.00
MOOE	02-102101-2021-03-5	03/23/2021	600,000.00	0.00	0.00	0.00	600,000.00	600,000.00	0.00	0.00	0.00	600,000.00	0.00	0.00	0.00	0.00	0.00	0.00	600,000.00
Regional Field Unit - V			2,873,000.00	0.00	365,000.00	0.00	3,238,000.00	2,873,000.00	0.00	365,000.00	0.00	3,238,000.00	0.00	0.00	0.00	0.00	0.00	0.00	3,238,000.00
AFC CONGRESS-FUND TRANSFER			0.00	0.00	150,000.00	0.00	150,000.00	0.00	0.00	150,000.00	0.00	150,000.00	0.00	0.00	0.00	0.00	0.00	0.00	150,000.00
MOOE	02-101101-2021-07-400	07/05/2021	0.00	0.00	150,000.00	0.00	150,000.00	0.00	0.00	150,000.00	0.00	150,000.00	0.00	0.00	0.00	0.00	0.00	0.00	150,000.00
AFYC MEMBERSHIP RECRUITMENT & EXPANSION			0.00	0.00	215,000.00	0.00	215,000.00	0.00	0.00	215,000.00	0.00	215,000.00	0.00	0.00	0.00	0.00	0.00	0.00	215,000.00
MOOE	02-101101-2021-09-606	09/24/2021	0.00	0.00	215,000.00	0.00	215,000.00	0.00	0.00	215,000.00	0.00	215,000.00	0.00	0.00	0.00	0.00	0.00	0.00	215,000.00
PSAS FUND-2021 AFC MONITORING ACTIVITY			300,000.00	0.00	0.00	0.00	300,000.00	300,000.00	0.00	0.00	0.00	300,000.00	0.00	0.00	0.00	0.00	0.00	0.00	300,000.00
MOOE	02-101101-2021-03-148	03/23/2021	300,000.00	0.00	0.00	0.00	300,000.00	300,000.00	0.00	0.00	0.00	300,000.00	0.00	0.00	0.00	0.00	0.00	0.00	300,000.00
PSAS FUND-CONSULTATION			1,973,000.00	0.00	0.00	0.00	1,973,000.00	1,973,000.00	0.00	0.00	0.00	1,973,000.00	0.00	0.00	0.00	0.00	0.00	0.00	1,973,000.00
MOOE	02-101101-2021-03-147	03/23/2021	1,973,000.00	0.00	0.00	0.00	1,973,000.00	1,973,000.00	0.00	0.00	0.00	1,973,000.00	0.00	0.00	0.00	0.00	0.00	0.00	1,973,000.00
PSAS FUND-CONSULTATION (CONTINUING FUND)			600,000.00	0.00	0.00	0.00	600,000.00	600,000.00	0.00	0.00	0.00	600,000.00	0.00	0.00	0.00	0.00	0.00	0.00	600,000.00
MOOE	02-102101-2021-	03/23/2021	600,000.00	0.00	0.00	0.00	600,000.00	600,000.00	0.00	0.00	0.00	600,000.00	0.00	0.00	0.00	0.00	0.00	0.00	600,000.00

This report was generated using the Unified Reporting System on null version, FAR 1C.1.1 ; Status : SUBMITTED

Department : Department of Agriculture (DA)
 Agency/Entity : Philippine Council for Agriculture and Fisheries
 Operating Unit : < not applicable >
 Organization Code (UACS) : 05 013 0000000
 Fund Cluster : 01 - Regular Agency Fund

(e.g. UACS Fund Cluster: 05-Internally Generated Funds and 06-Business Related Funds)

Particulars	Obligations							Disbursements (Funds Transferred To)					Liquidations					Unpaid Obligations	Unliquidated Fund Transfers
	Obligation Request and Status		1st Quarter Ending	2nd Quarter Ending	3rd Quarter Ending	4th Quarter Ending	Total	1st Quarter Ending	2nd Quarter Ending	3rd Quarter Ending	4th Quarter Ending	Total	1st Quarter Ending	2nd Quarter Ending	3rd Quarter Ending	4th Quarter Ending	Total		
	Number	Date																	
1	2	3	4	5	6	7	8=(4+5+6+7)	9	10	11	12	13=(9+10+11+12)	14	15	16	17	18=(14+15+16+17)	19=(8-13)	20=(13-18)
	03-6	03/23/2021	600,000.00	0.00	0.00	0.00	600,000.00	600,000.00	0.00	0.00	0.00	600,000.00	0.00	0.00	0.00	0.00	0.00	0.00	600,000.00
Regional Field Unit - VI			2,121,000.00	0.00	0.00	0.00	2,121,000.00	300,000.00	1,821,000.00	0.00	0.00	2,121,000.00	0.00	0.00	0.00	0.00	0.00	0.00	2,121,000.00
PSAS FUND-2021 AFC MONITORING ACTIVITY			300,000.00	0.00	0.00	0.00	300,000.00	300,000.00	0.00	0.00	0.00	300,000.00	0.00	0.00	0.00	0.00	0.00	0.00	300,000.00
MOOE	02-101101-2021-03-154	03/23/2021	300,000.00	0.00	0.00	0.00	300,000.00	300,000.00	0.00	0.00	0.00	300,000.00	0.00	0.00	0.00	0.00	0.00	0.00	300,000.00
PSAS FUND-CONSULTATION			1,821,000.00	0.00	0.00	0.00	1,821,000.00	0.00	1,821,000.00	0.00	0.00	1,821,000.00	0.00	0.00	0.00	0.00	0.00	0.00	1,821,000.00
MOOE	02-101101-2021-03-153	03/23/2021	1,821,000.00	0.00	0.00	0.00	1,821,000.00	0.00	1,821,000.00	0.00	0.00	1,821,000.00	0.00	0.00	0.00	0.00	0.00	0.00	1,821,000.00
Regional Field Unit - VII			0.00	1,605,000.00	0.00	0.00	1,605,000.00	0.00	1,605,000.00	0.00	0.00	1,605,000.00	0.00	0.00	0.00	0.00	0.00	0.00	1,605,000.00
PSAS FUND-CONSULTATION			0.00	1,605,000.00	0.00	0.00	1,605,000.00	0.00	1,605,000.00	0.00	0.00	1,605,000.00	0.00	0.00	0.00	0.00	0.00	0.00	1,605,000.00
MOOE	02-101101-2021-04-201	04/21/2021	0.00	1,605,000.00	0.00	0.00	1,605,000.00	0.00	1,605,000.00	0.00	0.00	1,605,000.00	0.00	0.00	0.00	0.00	0.00	0.00	1,605,000.00
Regional Field Unit - VIII			1,525,000.00	0.00	0.00	0.00	1,525,000.00	1,225,000.00	300,000.00	0.00	0.00	1,525,000.00	0.00	0.00	0.00	0.00	0.00	0.00	1,525,000.00
PSAS FUND-2021 AFC MONITORING ACTIVITY			300,000.00	0.00	0.00	0.00	300,000.00	0.00	300,000.00	0.00	0.00	300,000.00	0.00	0.00	0.00	0.00	0.00	0.00	300,000.00
MOOE	02-101101-2021-03-157	03/24/2021	300,000.00	0.00	0.00	0.00	300,000.00	0.00	300,000.00	0.00	0.00	300,000.00	0.00	0.00	0.00	0.00	0.00	0.00	300,000.00
PSAS FUND-CONSULTATION			1,225,000.00	0.00	0.00	0.00	1,225,000.00	1,225,000.00	0.00	0.00	0.00	1,225,000.00	0.00	0.00	0.00	0.00	0.00	0.00	1,225,000.00
MOOE	02-101101-2021-03-156	03/24/2021	1,225,000.00	0.00	0.00	0.00	1,225,000.00	1,225,000.00	0.00	0.00	0.00	1,225,000.00	0.00	0.00	0.00	0.00	0.00	0.00	1,225,000.00
Regional Field Unit - IX			1,605,000.00	300,000.00	0.00	132,100.00	2,037,100.00	0.00	1,905,000.00	0.00	132,100.00	2,037,100.00	0.00	0.00	0.00	0.00	0.00	0.00	2,037,100.00
PSAS FUND-2021 AFC MONITORING ACTIVITY			0.00	300,000.00	0.00	0.00	300,000.00	0.00	300,000.00	0.00	0.00	300,000.00	0.00	0.00	0.00	0.00	0.00	0.00	300,000.00

Department : Department of Agriculture (DA)
 Agency/Entity : Philippine Council for Agriculture and Fisheries
 Operating Unit : < not applicable >
 Organization Code (UACS) : 05 013 0000000
 Fund Cluster : 01 - Regular Agency Fund

(e.g. UACS Fund Cluster: 05-Internally Generated Funds and 06-Business Related Funds)

Particulars	Obligations							Disbursements (Funds Transferred To)					Liquidations					Unpaid Obligations	Unliquidated Fund Transfers	
	Obligation Request and Status		1st Quarter Ending	2nd Quarter Ending	3rd Quarter Ending	4th Quarter Ending	Total	1st Quarter Ending	2nd Quarter Ending	3rd Quarter Ending	4th Quarter Ending	Total	1st Quarter Ending	2nd Quarter Ending	3rd Quarter Ending	4th Quarter Ending	Total			
	Number	Date																		18=(14+15+16+17)
1	2	3	4	5	6	7	8=(4+5+6+7)	9	10	11	12	13=(9+10+11+12)	14	15	16	17	18=(14+15+16+17)	19=(8-13)	20=(13-18)	
MOOE	02-101101-2021-04-193	04/12/2021	0.00	300,000.00	0.00	0.00	300,000.00	0.00	300,000.00	0.00	0.00	300,000.00	0.00	0.00	0.00	0.00	0.00	0.00	0.00	300,000.00
PSAS FUND-CONSULTATION			1,605,000.00	0.00	0.00	0.00	1,605,000.00	0.00	1,605,000.00	0.00	0.00	1,605,000.00	0.00	0.00	0.00	0.00	0.00	0.00	0.00	1,605,000.00
MOOE	02-101101-2021-03-183	03/30/2021	1,605,000.00	0.00	0.00	0.00	1,605,000.00	0.00	1,605,000.00	0.00	0.00	1,605,000.00	0.00	0.00	0.00	0.00	0.00	0.00	0.00	1,605,000.00
AFC CONGRESS-FUND TRANSFER			0.00	0.00	0.00	132,100.00	132,100.00	0.00	0.00	0.00	132,100.00	132,100.00	0.00	0.00	0.00	0.00	0.00	0.00	0.00	132,100.00
MOOE	02-101101-2021-10-692	10/28/2021	0.00	0.00	0.00	132,100.00	132,100.00	0.00	0.00	0.00	132,100.00	132,100.00	0.00	0.00	0.00	0.00	0.00	0.00	0.00	132,100.00
Regional Field Unit - X			2,781,000.00	0.00	0.00	0.00	2,781,000.00	2,781,000.00	0.00	0.00	0.00	2,781,000.00	0.00	0.00	0.00	0.00	0.00	0.00	0.00	2,781,000.00
PSAS FUND-2021 AFC MONITORING ACTIVITY			300,000.00	0.00	0.00	0.00	300,000.00	300,000.00	0.00	0.00	0.00	300,000.00	0.00	0.00	0.00	0.00	0.00	0.00	0.00	300,000.00
MOOE	02-101101-2021-03-150	03/23/2021	300,000.00	0.00	0.00	0.00	300,000.00	300,000.00	0.00	0.00	0.00	300,000.00	0.00	0.00	0.00	0.00	0.00	0.00	0.00	300,000.00
PSAS FUND-CONSULTATION			1,881,000.00	0.00	0.00	0.00	1,881,000.00	1,881,000.00	0.00	0.00	0.00	1,881,000.00	0.00	0.00	0.00	0.00	0.00	0.00	0.00	1,881,000.00
MOOE	02-101101-2021-03-149	03/23/2021	1,881,000.00	0.00	0.00	0.00	1,881,000.00	1,881,000.00	0.00	0.00	0.00	1,881,000.00	0.00	0.00	0.00	0.00	0.00	0.00	0.00	1,881,000.00
PSAS FUND-CONSULTATION (CONTINUING FUND)			600,000.00	0.00	0.00	0.00	600,000.00	600,000.00	0.00	0.00	0.00	600,000.00	0.00	0.00	0.00	0.00	0.00	0.00	0.00	600,000.00
MOOE	02-102101-2021-03-7	03/23/2021	600,000.00	0.00	0.00	0.00	600,000.00	600,000.00	0.00	0.00	0.00	600,000.00	0.00	0.00	0.00	0.00	0.00	0.00	0.00	600,000.00
Regional Field Unit - XI			1,529,000.00	0.00	0.00	0.00	1,529,000.00	0.00	1,529,000.00	0.00	0.00	1,529,000.00	0.00	0.00	0.00	0.00	0.00	0.00	0.00	1,529,000.00
PSAS FUND-2021 AFC MONITORING ACTIVITY			300,000.00	0.00	0.00	0.00	300,000.00	0.00	300,000.00	0.00	0.00	300,000.00	0.00	0.00	0.00	0.00	0.00	0.00	0.00	300,000.00
MOOE	02-101101-2021-03-164	03/24/2021	300,000.00	0.00	0.00	0.00	300,000.00	0.00	300,000.00	0.00	0.00	300,000.00	0.00	0.00	0.00	0.00	0.00	0.00	0.00	300,000.00
PSAS FUND-CONSULTATION			1,229,000.00	0.00	0.00	0.00	1,229,000.00	0.00	1,229,000.00	0.00	0.00	1,229,000.00	0.00	0.00	0.00	0.00	0.00	0.00	0.00	1,229,000.00

Department : Department of Agriculture (DA)
 Agency/Entity : Philippine Council for Agriculture and Fisheries
 Operating Unit : < not applicable >
 Organization Code (UACS) : 05 013 0000000
 Fund Cluster : 01 - Regular Agency Fund

(e.g. UACS Fund Cluster: 05-Internally Generated Funds and 06-Business Related Funds)

Particulars	Obligations							Disbursements (Funds Transferred To)					Liquidations					Unpaid Obligations	Unliquidated Fund Transfers	
	Obligation Request and Status		1st Quarter Ending	2nd Quarter Ending	3rd Quarter Ending	4th Quarter Ending	Total	1st Quarter Ending	2nd Quarter Ending	3rd Quarter Ending	4th Quarter Ending	Total	1st Quarter Ending	2nd Quarter Ending	3rd Quarter Ending	4th Quarter Ending	Total			
	Number	Date																		18=(14+15+16+17)
1	2	3	4	5	6	7	8=(4+5+6+7)	9	10	11	12	13=(8+10+11+12)	14	15	16	17	18=(14+15+16+17)	19=(8-13)	20=(13-18)	
MOOE	02-101101-2021-03-163	03/24/2021	1,229,000.00	0.00	0.00	0.00	1,229,000.00	0.00	1,229,000.00	0.00	0.00	1,229,000.00	0.00	0.00	0.00	0.00	0.00	0.00	0.00	1,229,000.00
Regional Field Unit - XII			2,001,000.00	0.00	0.00	0.00	2,001,000.00	0.00	2,001,000.00	0.00	0.00	2,001,000.00	0.00	0.00	0.00	0.00	0.00	0.00	0.00	2,001,000.00
PSAS FUND-2021 AFC MONITORING ACTIVITY			300,000.00	0.00	0.00	0.00	300,000.00	0.00	300,000.00	0.00	0.00	300,000.00	0.00	0.00	0.00	0.00	0.00	0.00	0.00	300,000.00
MOOE	02-101101-2021-03-177	03/25/2021	300,000.00	0.00	0.00	0.00	300,000.00	0.00	300,000.00	0.00	0.00	300,000.00	0.00	0.00	0.00	0.00	0.00	0.00	0.00	300,000.00
PSAS FUND-CONSULTATION			1,701,000.00	0.00	0.00	0.00	1,701,000.00	0.00	1,701,000.00	0.00	0.00	1,701,000.00	0.00	0.00	0.00	0.00	0.00	0.00	0.00	1,701,000.00
MOOE	02-101101-2021-03-176	03/25/2021	1,701,000.00	0.00	0.00	0.00	1,701,000.00	0.00	1,701,000.00	0.00	0.00	1,701,000.00	0.00	0.00	0.00	0.00	0.00	0.00	0.00	1,701,000.00
Regional Field Unit - CAR			1,179,200.00	300,000.00	106,000.00	0.00	1,585,200.00	0.00	1,479,200.00	106,000.00	0.00	1,585,200.00	0.00	0.00	0.00	0.00	0.00	0.00	0.00	1,585,200.00
AFC CONGRESS-FUND TRANSFER			0.00	0.00	106,000.00	0.00	106,000.00	0.00	0.00	106,000.00	0.00	106,000.00	0.00	0.00	0.00	0.00	0.00	0.00	0.00	106,000.00
MOOE	02-101101-2021-07-397	07/02/2021	0.00	0.00	106,000.00	0.00	106,000.00	0.00	0.00	106,000.00	0.00	106,000.00	0.00	0.00	0.00	0.00	0.00	0.00	0.00	106,000.00
PSAS FUND-2021 AFC MONITORING ACTIVITY			0.00	300,000.00	0.00	0.00	300,000.00	0.00	300,000.00	0.00	0.00	300,000.00	0.00	0.00	0.00	0.00	0.00	0.00	0.00	300,000.00
MOOE	02-101101-2021-04-182	04/12/2021	0.00	300,000.00	0.00	0.00	300,000.00	0.00	300,000.00	0.00	0.00	300,000.00	0.00	0.00	0.00	0.00	0.00	0.00	0.00	300,000.00
PSAS FUND-CONSULTATION			1,179,200.00	0.00	0.00	0.00	1,179,200.00	0.00	1,179,200.00	0.00	0.00	1,179,200.00	0.00	0.00	0.00	0.00	0.00	0.00	0.00	1,179,200.00
MOOE	02-101101-2021-03-184	03/30/2021	1,179,200.00	0.00	0.00	0.00	1,179,200.00	0.00	1,179,200.00	0.00	0.00	1,179,200.00	0.00	0.00	0.00	0.00	0.00	0.00	0.00	1,179,200.00
Regional Field Unit - XIII			1,525,000.00	0.00	0.00	0.00	1,525,000.00	0.00	1,525,000.00	0.00	0.00	1,525,000.00	0.00	0.00	0.00	0.00	0.00	0.00	0.00	1,525,000.00
PSAS FUND-2021 AFC MONITORING ACTIVITY			300,000.00	0.00	0.00	0.00	300,000.00	0.00	300,000.00	0.00	0.00	300,000.00	0.00	0.00	0.00	0.00	0.00	0.00	0.00	300,000.00
MOOE	02-101101-2021-03-166	03/24/2021	300,000.00	0.00	0.00	0.00	300,000.00	0.00	300,000.00	0.00	0.00	300,000.00	0.00	0.00	0.00	0.00	0.00	0.00	0.00	300,000.00

Department : Department of Agriculture (DA)
 Agency/Entity : Philippine Council for Agriculture and Fisheries
 Operating Unit : < not applicable >
 Organization Code (UACS) : 05 013 0000000
 Fund Cluster : 01 - Regular Agency Fund

(e.g. UACS Fund Cluster: 05-Internally Generated Funds and 06-Business Related Funds)

Particulars	Obligation Request and Status		Obligations					Disbursements (Funds Transferred To)					Liquidations					Unpaid Obligations	Unliquidated Fund Transfers	
			1st Quarter Ending	2nd Quarter Ending	3rd Quarter Ending	4th Quarter Ending	Total	1st Quarter Ending	2nd Quarter Ending	3rd Quarter Ending	4th Quarter Ending	Total	1st Quarter Ending	2nd Quarter Ending	3rd Quarter Ending	4th Quarter Ending	Total			
	Number	Date	4	5	6	7	8=(4+5+6+7)	9	10	11	12	13=(9+10+11+12)	14	15	16	17	18=(14+15+16+17)			19=(8-13)
1	2	3	4	5	6	7	8=(4+5+6+7)	9	10	11	12	13=(9+10+11+12)	14	15	16	17	18=(14+15+16+17)	19=(8-13)	20=(13-18)	
PSAS FUND-CONSULTATION			1,225,000.00	0.00	0.00	0.00	1,225,000.00	0.00	1,225,000.00	0.00	0.00	1,225,000.00	0.00	0.00	0.00	0.00	0.00	0.00	0.00	1,225,000.00
MOOE	02-101101-2021-03-165	03/24/2021	1,225,000.00	0.00	0.00	0.00	1,225,000.00	0.00	1,225,000.00	0.00	0.00	1,225,000.00	0.00	0.00	0.00	0.00	0.00	0.00	0.00	1,225,000.00
Regional Field Unit - IVB			1,759,900.00	199,000.00	71,400.00	0.00	2,030,300.00	300,000.00	1,658,900.00	71,400.00	0.00	2,030,300.00	0.00	0.00	0.00	0.00	0.00	0.00	0.00	2,030,300.00
AFC CONGRESS-FUND TRANSFER			0.00	0.00	71,400.00	0.00	71,400.00	0.00	0.00	71,400.00	0.00	71,400.00	0.00	0.00	0.00	0.00	0.00	0.00	0.00	71,400.00
MOOE	02-101101-2021-07-407	07/05/2021	0.00	0.00	71,400.00	0.00	71,400.00	0.00	0.00	71,400.00	0.00	71,400.00	0.00	0.00	0.00	0.00	0.00	0.00	0.00	71,400.00
PSAS FUND-2021 AFC MONITORING ACTIVITY			300,000.00	0.00	0.00	0.00	300,000.00	300,000.00	0.00	0.00	0.00	300,000.00	0.00	0.00	0.00	0.00	0.00	0.00	0.00	300,000.00
MOOE	02-101101-2021-03-155	03/23/2021	300,000.00	0.00	0.00	0.00	300,000.00	300,000.00	0.00	0.00	0.00	300,000.00	0.00	0.00	0.00	0.00	0.00	0.00	0.00	300,000.00
PSAS FUND-CONSULTATION			1,459,900.00	0.00	0.00	0.00	1,459,900.00	0.00	1,459,900.00	0.00	0.00	1,459,900.00	0.00	0.00	0.00	0.00	0.00	0.00	0.00	1,459,900.00
MOOE	02-101101-2021-03-152	03/23/2021	1,459,900.00	0.00	0.00	0.00	1,459,900.00	0.00	1,459,900.00	0.00	0.00	1,459,900.00	0.00	0.00	0.00	0.00	0.00	0.00	0.00	1,459,900.00
PSAS FUND-CONSULTATION			0.00	199,000.00	0.00	0.00	199,000.00	0.00	199,000.00	0.00	0.00	199,000.00	0.00	0.00	0.00	0.00	0.00	0.00	0.00	199,000.00
MOOE	02-101101-2021-05-231	05/07/2021	0.00	199,000.00	0.00	0.00	199,000.00	0.00	199,000.00	0.00	0.00	199,000.00	0.00	0.00	0.00	0.00	0.00	0.00	0.00	199,000.00
Autonomous Region in Muslim Mindanao (ARMM)			0.00	2,357,700.00	0.00	54,520.00	2,412,220.00	0.00	2,357,700.00	0.00	54,520.00	2,412,220.00	0.00	0.00	0.00	0.00	0.00	0.00	0.00	2,412,220.00
Autonomous Regional Government in Muslim Mindanao			0.00	2,357,700.00	0.00	54,520.00	2,412,220.00	0.00	2,357,700.00	0.00	54,520.00	2,412,220.00	0.00	0.00	0.00	0.00	0.00	0.00	0.00	2,412,220.00
Office of the Regional Governor (Proper)			0.00	2,357,700.00	0.00	54,520.00	2,412,220.00	0.00	2,357,700.00	0.00	54,520.00	2,412,220.00	0.00	0.00	0.00	0.00	0.00	0.00	0.00	2,412,220.00
PSAS FUND-2021 AFC MONITORING ACTIVITY			0.00	300,000.00	0.00	0.00	300,000.00	0.00	300,000.00	0.00	0.00	300,000.00	0.00	0.00	0.00	0.00	0.00	0.00	0.00	300,000.00
MOOE	02-101101-2021-04-217	04/29/2021	0.00	300,000.00	0.00	0.00	300,000.00	0.00	300,000.00	0.00	0.00	300,000.00	0.00	0.00	0.00	0.00	0.00	0.00	0.00	300,000.00

Department : Department of Agriculture (DA)
 Agency/Entity : Philippine Council for Agriculture and Fisheries
 Operating Unit : < not applicable >
 Organization Code (UACS) : 05 013 0000000
 Fund Cluster : 01 - Regular Agency Fund

(e.g. UACS Fund Cluster: 05-Internally Generated Funds and 06-Business Related Funds)

Particulars	Obligation Request and Status		Obligations					Disbursements (Funds Transferred To)					Liquidations					Unpaid Obligations	Unliquidated Fund Transfers	
			1st Quarter Ending	2nd Quarter Ending	3rd Quarter Ending	4th Quarter Ending	Total	1st Quarter Ending	2nd Quarter Ending	3rd Quarter Ending	4th Quarter Ending	Total	1st Quarter Ending	2nd Quarter Ending	3rd Quarter Ending	4th Quarter Ending	Total			
	Number	Date	4	5	6	7	8=(4+5+6+7)	9	10	11	12	13=(9+10+11+12)	14	15	16	17	18=(14+15+16+17)			19=(8-13)
PSAS FUND-CONSULTATION			0.00	2,057,700.00	0.00	0.00	2,057,700.00	0.00	2,057,700.00	0.00	0.00	2,057,700.00	0.00	0.00	0.00	0.00	0.00	0.00	0.00	2,057,700.00
MOOE	02-101101-2021-04-202	04/21/2021	0.00	2,057,700.00	0.00	0.00	2,057,700.00	0.00	2,057,700.00	0.00	0.00	2,057,700.00	0.00	0.00	0.00	0.00	0.00	0.00	0.00	2,057,700.00
AFC CONGRESS-FUND TRANSFER			0.00	0.00	0.00	54,520.00	54,520.00	0.00	0.00	0.00	54,520.00	54,520.00	0.00	0.00	0.00	0.00	0.00	0.00	0.00	54,520.00
MOOE	02-101101-2021-10-681	10/28/2021	0.00	0.00	0.00	54,520.00	54,520.00	0.00	0.00	0.00	54,520.00	54,520.00	0.00	0.00	0.00	0.00	0.00	0.00	0.00	54,520.00
			0.00	48,000.00	0.00	0.00	48,000.00	0.00	48,000.00	0.00	0.00	48,000.00	0.00	0.00	0.00	0.00	0.00	0.00	0.00	48,000.00
CITY TREASURER OF ORMOC (TRUST FUND PROPER)			0.00	48,000.00	0.00	0.00	48,000.00	0.00	48,000.00	0.00	0.00	48,000.00	0.00	0.00	0.00	0.00	0.00	0.00	0.00	48,000.00
CITY TREASURER OF ORMOC (TRUST FUND PROPER)			0.00	48,000.00	0.00	0.00	48,000.00	0.00	48,000.00	0.00	0.00	48,000.00	0.00	0.00	0.00	0.00	0.00	0.00	0.00	48,000.00
PSAS FUND-CONSULTATION			0.00	48,000.00	0.00	0.00	48,000.00	0.00	48,000.00	0.00	0.00	48,000.00	0.00	0.00	0.00	0.00	0.00	0.00	0.00	48,000.00
MOOE	02-101101-2021-04-203	04/21/2021	0.00	48,000.00	0.00	0.00	48,000.00	0.00	48,000.00	0.00	0.00	48,000.00	0.00	0.00	0.00	0.00	0.00	0.00	0.00	48,000.00
			0.00	140,000.00	0.00	0.00	140,000.00	0.00	140,000.00	0.00	0.00	140,000.00	0.00	0.00	0.00	0.00	0.00	0.00	0.00	140,000.00
LGU PROVINCE OF NORTHERN SAMAR TRUST FUND			0.00	140,000.00	0.00	0.00	140,000.00	0.00	140,000.00	0.00	0.00	140,000.00	0.00	0.00	0.00	0.00	0.00	0.00	0.00	140,000.00
LGU PROVINCE OF NORTHERN SAMAR TRUST FUND			0.00	140,000.00	0.00	0.00	140,000.00	0.00	140,000.00	0.00	0.00	140,000.00	0.00	0.00	0.00	0.00	0.00	0.00	0.00	140,000.00
PSAS FUND-CONSULTATION			0.00	140,000.00	0.00	0.00	140,000.00	0.00	140,000.00	0.00	0.00	140,000.00	0.00	0.00	0.00	0.00	0.00	0.00	0.00	140,000.00
MOOE	02-101101-2021-04-199	04/21/2021	0.00	140,000.00	0.00	0.00	140,000.00	0.00	140,000.00	0.00	0.00	140,000.00	0.00	0.00	0.00	0.00	0.00	0.00	0.00	140,000.00
			0.00	144,000.00	0.00	0.00	144,000.00	0.00	144,000.00	0.00	0.00	144,000.00	0.00	0.00	0.00	0.00	0.00	0.00	0.00	144,000.00
OFFICE OF THE PROVINCIAL GOVERNOR-SIQUIJOR			0.00	144,000.00	0.00	0.00	144,000.00	0.00	144,000.00	0.00	0.00	144,000.00	0.00	0.00	0.00	0.00	0.00	0.00	0.00	144,000.00
OFFICE OF THE PROVINCIAL GOVERNOR-SIQUIJOR			0.00	144,000.00	0.00	0.00	144,000.00	0.00	144,000.00	0.00	0.00	144,000.00	0.00	0.00	0.00	0.00	0.00	0.00	0.00	144,000.00

Department : Department of Agriculture (DA)
 Agency/Entity : Philippine Council for Agriculture and Fisheries
 Operating Unit : < not applicable >
 Organization Code (UACS) : 05 013 0000000
 Fund Cluster : 01 - Regular Agency Fund

(e.g. UACS Fund Cluster: 05-Internally Generated Funds and 06-Business Related Funds)

Particulars	Obligations							Disbursements (Funds Transferred To)					Liquidations					Unpaid Obligations	Unliquidated Fund Transfers	
	Obligation Request and Status		1st Quarter Ending	2nd Quarter Ending	3rd Quarter Ending	4th Quarter Ending	Total	1st Quarter Ending	2nd Quarter Ending	3rd Quarter Ending	4th Quarter Ending	Total	1st Quarter Ending	2nd Quarter Ending	3rd Quarter Ending	4th Quarter Ending	Total			
	Number	Date																		8=(4+5+6+7)
1	2	3	4	5	6	7	8=(4+5+6+7)	9	10	11	12	13=(9+10+11+12)	14	15	16	17	18=(14+15+16+17)	19=(8-13)	20=(13-18)	
PSAS FUND-CONSULTATION			0.00	144,000.00	0.00	0.00	144,000.00	0.00	144,000.00	0.00	0.00	144,000.00	0.00	0.00	0.00	0.00	0.00	0.00	0.00	144,000.00
MOOE	02-101101-2021-04-219	04/29/2021	0.00	144,000.00	0.00	0.00	144,000.00	0.00	144,000.00	0.00	0.00	144,000.00	0.00	0.00	0.00	0.00	0.00	0.00	0.00	144,000.00
			172,000.00	0.00	0.00	0.00	172,000.00	0.00	172,000.00	0.00	0.00	172,000.00	0.00	0.00	0.00	0.00	0.00	0.00	0.00	172,000.00
PROVINCE OF SOUTHERN LEYTE TRUST FUND			172,000.00	0.00	0.00	0.00	172,000.00	0.00	172,000.00	0.00	0.00	172,000.00	0.00	0.00	0.00	0.00	0.00	0.00	0.00	172,000.00
PROVINCE OF SOUTHERN LEYTE TRUST FUND			172,000.00	0.00	0.00	0.00	172,000.00	0.00	172,000.00	0.00	0.00	172,000.00	0.00	0.00	0.00	0.00	0.00	0.00	0.00	172,000.00
PSAS FUND-CONSULTATION			172,000.00	0.00	0.00	0.00	172,000.00	0.00	172,000.00	0.00	0.00	172,000.00	0.00	0.00	0.00	0.00	0.00	0.00	0.00	172,000.00
MOOE	02-101101-2021-03-158	03/24/2021	172,000.00	0.00	0.00	0.00	172,000.00	0.00	172,000.00	0.00	0.00	172,000.00	0.00	0.00	0.00	0.00	0.00	0.00	0.00	172,000.00
			108,000.00	0.00	0.00	0.00	108,000.00	0.00	108,000.00	0.00	0.00	108,000.00	0.00	0.00	0.00	0.00	0.00	0.00	0.00	108,000.00
PROVINCIAL GOVERNMENT OF APAYAO			108,000.00	0.00	0.00	0.00	108,000.00	0.00	108,000.00	0.00	0.00	108,000.00	0.00	0.00	0.00	0.00	0.00	0.00	0.00	108,000.00
PROVINCIAL GOVERNMENT OF APAYAO			108,000.00	0.00	0.00	0.00	108,000.00	0.00	108,000.00	0.00	0.00	108,000.00	0.00	0.00	0.00	0.00	0.00	0.00	0.00	108,000.00
PSAS FUND-CONSULTATION			108,000.00	0.00	0.00	0.00	108,000.00	0.00	108,000.00	0.00	0.00	108,000.00	0.00	0.00	0.00	0.00	0.00	0.00	0.00	108,000.00
MOOE	02-101101-2021-03-182	03/30/2021	108,000.00	0.00	0.00	0.00	108,000.00	0.00	108,000.00	0.00	0.00	108,000.00	0.00	0.00	0.00	0.00	0.00	0.00	0.00	108,000.00
			177,600.00	0.00	0.00	0.00	177,600.00	0.00	177,600.00	0.00	0.00	177,600.00	0.00	0.00	0.00	0.00	0.00	0.00	0.00	177,600.00
PROVINCIAL GOVERNMENT OF BENGUET			177,600.00	0.00	0.00	0.00	177,600.00	0.00	177,600.00	0.00	0.00	177,600.00	0.00	0.00	0.00	0.00	0.00	0.00	0.00	177,600.00
PROVINCIAL GOVERNMENT OF BENGUET			177,600.00	0.00	0.00	0.00	177,600.00	0.00	177,600.00	0.00	0.00	177,600.00	0.00	0.00	0.00	0.00	0.00	0.00	0.00	177,600.00
PSAS FUND-CONSULTATION			177,600.00	0.00	0.00	0.00	177,600.00	0.00	177,600.00	0.00	0.00	177,600.00	0.00	0.00	0.00	0.00	0.00	0.00	0.00	177,600.00
MOOE	02-101101-2021-03-178	03/26/2021	177,600.00	0.00	0.00	0.00	177,600.00	0.00	177,600.00	0.00	0.00	177,600.00	0.00	0.00	0.00	0.00	0.00	0.00	0.00	177,600.00

Department : Department of Agriculture (DA)
 Agency/Entity : Philippine Council for Agriculture and Fisheries
 Operating Unit : < not applicable >
 Organization Code (UACS) : 05 013 0000000
 Fund Cluster : 01 - Regular Agency Fund

(e.g. UACS Fund Cluster: 05-Internally Generated Funds and 06-Business Related Funds)

Particulars	Obligations							Disbursements (Funds Transferred To)					Liquidations					Unpaid Obligations	Unliquidated Fund Transfers	
	Obligation Request and Status		1st Quarter Ending	2nd Quarter Ending	3rd Quarter Ending	4th Quarter Ending	Total	1st Quarter Ending	2nd Quarter Ending	3rd Quarter Ending	4th Quarter Ending	Total	1st Quarter Ending	2nd Quarter Ending	3rd Quarter Ending	4th Quarter Ending	Total			
	Number	Date																		18=(14+15+16+17)
1	2	3	4	5	6	7	8=(4+5+6+7)	9	10	11	12	13=(9+10+11+12)	14	15	16	17	18=(14+15+16+17)	19=(8-13)	20=(13-18)	
			112,000.00	0.00	0.00	0.00	112,000.00	0.00	112,000.00	0.00	0.00	112,000.00	0.00	0.00	0.00	0.00	0.00	0.00	0.00	112,000.00
PROVINCIAL GOVERNMENT OF BILIRAN			112,000.00	0.00	0.00	0.00	112,000.00	0.00	112,000.00	0.00	0.00	112,000.00	0.00	0.00	0.00	0.00	0.00	0.00	0.00	112,000.00
PROVINCIAL GOVERNMENT OF BILIRAN			112,000.00	0.00	0.00	0.00	112,000.00	0.00	112,000.00	0.00	0.00	112,000.00	0.00	0.00	0.00	0.00	0.00	0.00	0.00	112,000.00
PSAS FUND-CONSULTATION			112,000.00	0.00	0.00	0.00	112,000.00	0.00	112,000.00	0.00	0.00	112,000.00	0.00	0.00	0.00	0.00	0.00	0.00	0.00	112,000.00
MOOE	02-101101-2021-03-172	03/25/2021	112,000.00	0.00	0.00	0.00	112,000.00	0.00	112,000.00	0.00	0.00	112,000.00	0.00	0.00	0.00	0.00	0.00	0.00	0.00	112,000.00
			124,000.00	0.00	0.00	0.00	124,000.00	0.00	124,000.00	0.00	0.00	124,000.00	0.00	0.00	0.00	0.00	0.00	0.00	0.00	124,000.00
PROVINCIAL GOVERNMENT OF EASTERN SAMAR			124,000.00	0.00	0.00	0.00	124,000.00	0.00	124,000.00	0.00	0.00	124,000.00	0.00	0.00	0.00	0.00	0.00	0.00	0.00	124,000.00
PROVINCIAL GOVERNMENT OF EASTERN SAMAR			124,000.00	0.00	0.00	0.00	124,000.00	0.00	124,000.00	0.00	0.00	124,000.00	0.00	0.00	0.00	0.00	0.00	0.00	0.00	124,000.00
PSAS FUND-CONSULTATION			124,000.00	0.00	0.00	0.00	124,000.00	0.00	124,000.00	0.00	0.00	124,000.00	0.00	0.00	0.00	0.00	0.00	0.00	0.00	124,000.00
MOOE	02-101101-2021-03-159	03/24/2021	124,000.00	0.00	0.00	0.00	124,000.00	0.00	124,000.00	0.00	0.00	124,000.00	0.00	0.00	0.00	0.00	0.00	0.00	0.00	124,000.00
			169,800.00	0.00	0.00	0.00	169,800.00	0.00	169,800.00	0.00	0.00	169,800.00	0.00	0.00	0.00	0.00	0.00	0.00	0.00	169,800.00
PROVINCIAL GOVERNMENT OF IFUGAO			169,800.00	0.00	0.00	0.00	169,800.00	0.00	169,800.00	0.00	0.00	169,800.00	0.00	0.00	0.00	0.00	0.00	0.00	0.00	169,800.00
PROVINCIAL GOVERNMENT OF IFUGAO			169,800.00	0.00	0.00	0.00	169,800.00	0.00	169,800.00	0.00	0.00	169,800.00	0.00	0.00	0.00	0.00	0.00	0.00	0.00	169,800.00
PSAS FUND-CONSULTATION			169,800.00	0.00	0.00	0.00	169,800.00	0.00	169,800.00	0.00	0.00	169,800.00	0.00	0.00	0.00	0.00	0.00	0.00	0.00	169,800.00
MOOE	02-101101-2021-03-167	03/24/2021	169,800.00	0.00	0.00	0.00	169,800.00	0.00	169,800.00	0.00	0.00	169,800.00	0.00	0.00	0.00	0.00	0.00	0.00	0.00	169,800.00
			110,100.00	0.00	0.00	0.00	110,100.00	0.00	110,100.00	0.00	0.00	110,100.00	0.00	0.00	0.00	0.00	0.00	0.00	0.00	110,100.00
PROVINCIAL GOVERNMENT OF KALINGA			110,100.00	0.00	0.00	0.00	110,100.00	0.00	110,100.00	0.00	0.00	110,100.00	0.00	0.00	0.00	0.00	0.00	0.00	0.00	110,100.00

Department : Department of Agriculture (DA)
 Agency/Entity : Philippine Council for Agriculture and Fisheries
 Operating Unit : < not applicable >
 Organization Code (UACS) : 05 013 0000000
 Fund Cluster : 01 - Regular Agency Fund

(e.g. UACS Fund Cluster: 05-Internally Generated Funds and 06-Business Related Funds)

Particulars	Obligations							Disbursements (Funds Transferred To)					Liquidations					Unpaid Obligations	Unliquidated Fund Transfers	
	Obligation Request and Status		1st Quarter Ending	2nd Quarter Ending	3rd Quarter Ending	4th Quarter Ending	Total	1st Quarter Ending	2nd Quarter Ending	3rd Quarter Ending	4th Quarter Ending	Total	1st Quarter Ending	2nd Quarter Ending	3rd Quarter Ending	4th Quarter Ending	Total			
	Number	Date																		18=(14+15+16+17)
1	2	3	4	5	6	7	8=(4+5+6+7)	9	10	11	12	13=(9+10+11+12)	14	15	16	17	18=(14+15+16+17)	19=(8-13)	20=(13-18)	
PROVINCIAL GOVERNMENT OF KALINGA			110,100.00	0.00	0.00	0.00	110,100.00	0.00	110,100.00	0.00	0.00	110,100.00	0.00	0.00	0.00	0.00	0.00	0.00	0.00	110,100.00
PSAS FUND-CONSULTATION			110,100.00	0.00	0.00	0.00	110,100.00	0.00	110,100.00	0.00	0.00	110,100.00	0.00	0.00	0.00	0.00	0.00	0.00	0.00	110,100.00
MOOE	02-101101-2021-03-181	03/26/2021	110,100.00	0.00	0.00	0.00	110,100.00	0.00	110,100.00	0.00	0.00	110,100.00	0.00	0.00	0.00	0.00	0.00	0.00	0.00	110,100.00
			181,900.00	0.00	0.00	0.00	181,900.00	0.00	181,900.00	0.00	0.00	181,900.00	0.00	0.00	0.00	0.00	0.00	0.00	0.00	181,900.00
PROVINCIAL GOVERNMENT OF MT. PROVINCE			181,900.00	0.00	0.00	0.00	181,900.00	0.00	181,900.00	0.00	0.00	181,900.00	0.00	0.00	0.00	0.00	0.00	0.00	0.00	181,900.00
PROVINCIAL GOVERNMENT OF MT. PROVINCE			181,900.00	0.00	0.00	0.00	181,900.00	0.00	181,900.00	0.00	0.00	181,900.00	0.00	0.00	0.00	0.00	0.00	0.00	0.00	181,900.00
PSAS FUND-CONSULTATION			181,900.00	0.00	0.00	0.00	181,900.00	0.00	181,900.00	0.00	0.00	181,900.00	0.00	0.00	0.00	0.00	0.00	0.00	0.00	181,900.00
MOOE	02-101101-2021-03-179	03/26/2021	181,900.00	0.00	0.00	0.00	181,900.00	0.00	181,900.00	0.00	0.00	181,900.00	0.00	0.00	0.00	0.00	0.00	0.00	0.00	181,900.00
			0.00	255,400.00	0.00	0.00	255,400.00	0.00	255,400.00	0.00	0.00	255,400.00	0.00	0.00	0.00	0.00	0.00	0.00	0.00	255,400.00
ROMBLON STATE UNIVERSITY			0.00	255,400.00	0.00	0.00	255,400.00	0.00	255,400.00	0.00	0.00	255,400.00	0.00	0.00	0.00	0.00	0.00	0.00	0.00	255,400.00
ROMBLON STATE UNIVERSITY			0.00	255,400.00	0.00	0.00	255,400.00	0.00	255,400.00	0.00	0.00	255,400.00	0.00	0.00	0.00	0.00	0.00	0.00	0.00	255,400.00
PSAS FUND-CONSULTATION			0.00	255,400.00	0.00	0.00	255,400.00	0.00	255,400.00	0.00	0.00	255,400.00	0.00	0.00	0.00	0.00	0.00	0.00	0.00	255,400.00
MOOE	02-101101-2021-04-200	04/21/2021	0.00	255,400.00	0.00	0.00	255,400.00	0.00	255,400.00	0.00	0.00	255,400.00	0.00	0.00	0.00	0.00	0.00	0.00	0.00	255,400.00
			0.00	80,000.00	0.00	0.00	80,000.00	0.00	80,000.00	0.00	0.00	80,000.00	0.00	0.00	0.00	0.00	0.00	0.00	0.00	80,000.00
PROVINCIAL GOVERNMENT OF CAMIGUIN			0.00	80,000.00	0.00	0.00	80,000.00	0.00	80,000.00	0.00	0.00	80,000.00	0.00	0.00	0.00	0.00	0.00	0.00	0.00	80,000.00
PROVINCIAL GOVERNMENT OF CAMIGUIN			0.00	80,000.00	0.00	0.00	80,000.00	0.00	80,000.00	0.00	0.00	80,000.00	0.00	0.00	0.00	0.00	0.00	0.00	0.00	80,000.00
PSAS FUND-CONSULTATION			0.00	80,000.00	0.00	0.00	80,000.00	0.00	80,000.00	0.00	0.00	80,000.00	0.00	0.00	0.00	0.00	0.00	0.00	0.00	80,000.00

Department : Department of Agriculture (DA)
 Agency/Entity : Philippine Council for Agriculture and Fisheries
 Operating Unit : < not applicable >
 Organization Code (UACS) : 05 013 0000000
 Fund Cluster : 01 - Regular Agency Fund

(e.g. UACS Fund Cluster: 05-Internally Generated Funds and 06-Business Related Funds)

Particulars	Obligation Request and Status		Obligations					Disbursements (Funds Transferred To)					Liquidations					Unpaid Obligations	Unliquidated Fund Transfers		
	Number	Date	1st Quarter Ending	2nd Quarter Ending	3rd Quarter Ending	4th Quarter Ending	Total	1st Quarter Ending	2nd Quarter Ending	3rd Quarter Ending	4th Quarter Ending	Total	1st Quarter Ending	2nd Quarter Ending	3rd Quarter Ending	4th Quarter Ending	Total				
	2	3	4	5	6	7	8=(4+5+6+7)	9	10	11	12	13=(9+10+11+12)	14	15	16	17	18=(14+15+16+17)			19=(8-13)	20=(13-18)
MOOE	02-101101-2021-05-237	05/11/2021	0.00	80,000.00	0.00	0.00	80,000.00	0.00	80,000.00	0.00	0.00	80,000.00	0.00	0.00	0.00	0.00	0.00	0.00	0.00	0.00	80,000.00
			0.00	140,000.00	0.00	0.00	140,000.00	0.00	140,000.00	0.00	0.00	140,000.00	0.00	0.00	0.00	0.00	0.00	0.00	0.00	0.00	140,000.00
PROVINCIAL GOVERNMENT OF DAVAO DE ORO			0.00	140,000.00	0.00	0.00	140,000.00	0.00	140,000.00	0.00	0.00	140,000.00	0.00	0.00	0.00	0.00	0.00	0.00	0.00	0.00	140,000.00
PROVINCIAL GOVERNMENT OF DAVAO DE ORO			0.00	140,000.00	0.00	0.00	140,000.00	0.00	140,000.00	0.00	0.00	140,000.00	0.00	0.00	0.00	0.00	0.00	0.00	0.00	0.00	140,000.00
PSAS FUND-CONSULTATION			0.00	140,000.00	0.00	0.00	140,000.00	0.00	140,000.00	0.00	0.00	140,000.00	0.00	0.00	0.00	0.00	0.00	0.00	0.00	0.00	140,000.00
MOOE	02-101101-2021-05-247	05/20/2021	0.00	140,000.00	0.00	0.00	140,000.00	0.00	140,000.00	0.00	0.00	140,000.00	0.00	0.00	0.00	0.00	0.00	0.00	0.00	0.00	140,000.00
			0.00	156,000.00	0.00	0.00	156,000.00	0.00	156,000.00	0.00	0.00	156,000.00	0.00	0.00	0.00	0.00	0.00	0.00	0.00	0.00	156,000.00
PROVINCIAL GOVERNMENT OF DAVAO DEL NORTE			0.00	156,000.00	0.00	0.00	156,000.00	0.00	156,000.00	0.00	0.00	156,000.00	0.00	0.00	0.00	0.00	0.00	0.00	0.00	0.00	156,000.00
PROVINCIAL GOVERNMENT OF DAVAO DEL NORTE			0.00	156,000.00	0.00	0.00	156,000.00	0.00	156,000.00	0.00	0.00	156,000.00	0.00	0.00	0.00	0.00	0.00	0.00	0.00	0.00	156,000.00
PSAS FUND-CONSULTATION			0.00	156,000.00	0.00	0.00	156,000.00	0.00	156,000.00	0.00	0.00	156,000.00	0.00	0.00	0.00	0.00	0.00	0.00	0.00	0.00	156,000.00
MOOE	02-101101-2021-06-351	06/22/2021	0.00	156,000.00	0.00	0.00	156,000.00	0.00	156,000.00	0.00	0.00	156,000.00	0.00	0.00	0.00	0.00	0.00	0.00	0.00	0.00	156,000.00
			0.00	188,000.00	0.00	0.00	188,000.00	0.00	188,000.00	0.00	0.00	188,000.00	0.00	0.00	0.00	0.00	0.00	0.00	0.00	0.00	188,000.00
PROVINCIAL GOVERNMENT OF DAVAO ORIENTAL			0.00	188,000.00	0.00	0.00	188,000.00	0.00	188,000.00	0.00	0.00	188,000.00	0.00	0.00	0.00	0.00	0.00	0.00	0.00	0.00	188,000.00
PROVINCIAL GOVERNMENT OF DAVAO ORIENTAL			0.00	188,000.00	0.00	0.00	188,000.00	0.00	188,000.00	0.00	0.00	188,000.00	0.00	0.00	0.00	0.00	0.00	0.00	0.00	0.00	188,000.00
PSAS FUND-CONSULTATION			0.00	188,000.00	0.00	0.00	188,000.00	0.00	188,000.00	0.00	0.00	188,000.00	0.00	0.00	0.00	0.00	0.00	0.00	0.00	0.00	188,000.00
MOOE	02-101101-2021-05-248	05/20/2021	0.00	188,000.00	0.00	0.00	188,000.00	0.00	188,000.00	0.00	0.00	188,000.00	0.00	0.00	0.00	0.00	0.00	0.00	0.00	0.00	188,000.00
			0.00	144,000.00	0.00	0.00	144,000.00	0.00	144,000.00	0.00	0.00	144,000.00	0.00	0.00	0.00	0.00	0.00	0.00	0.00	0.00	144,000.00

This report was generated using the Unified Reporting System on null version.FAR1C.1.1 ; Status : SUBMITTED

Department : Department of Agriculture (DA)
 Agency/Entity : Philippine Council for Agriculture and Fisheries
 Operating Unit : < not applicable >
 Organization Code (UACS) : 05 013 0000000
 Fund Cluster : 01 - Regular Agency Fund

(e.g. UACS Fund Cluster: 05-Internally Generated Funds and 06-Business Related Funds)


Particulars	Obligations							Disbursements (Funds Transferred To)					Liquidations					Unpaid Obligations	Unliquidated Fund Transfers	
	Obligation Request and Status		1st Quarter Ending	2nd Quarter Ending	3rd Quarter Ending	4th Quarter Ending	Total	1st Quarter Ending	2nd Quarter Ending	3rd Quarter Ending	4th Quarter Ending	Total	1st Quarter Ending	2nd Quarter Ending	3rd Quarter Ending	4th Quarter Ending	Total			
	Number	Date																		18=(14+15+16+17)
1	2	3	4	5	6	7	8=(4+5+6+7)	9	10	11	12	13=(9+10+11+12)	14	15	16	17	18=(14+15+16+17)	19=(8-13)	20=(13-18)	
PROVINCIAL GOVERNMENT OF DINAGAT ISLANDS			0.00	144,000.00	0.00	0.00	144,000.00	0.00	144,000.00	0.00	0.00	144,000.00	0.00	0.00	0.00	0.00	0.00	0.00	0.00	144,000.00
PROVINCIAL GOVERNMENT OF DINAGAT ISLANDS			0.00	144,000.00	0.00	0.00	144,000.00	0.00	144,000.00	0.00	0.00	144,000.00	0.00	0.00	0.00	0.00	0.00	0.00	0.00	144,000.00
PSAS FUND-CONSULTATION			0.00	144,000.00	0.00	0.00	144,000.00	0.00	144,000.00	0.00	0.00	144,000.00	0.00	0.00	0.00	0.00	0.00	0.00	0.00	144,000.00
MOOE	02-101101-2021-06-318	06/14/2021	0.00	144,000.00	0.00	0.00	144,000.00	0.00	144,000.00	0.00	0.00	144,000.00	0.00	0.00	0.00	0.00	0.00	0.00	0.00	144,000.00
			0.00	185,400.00	0.00	0.00	185,400.00	0.00	0.00	185,400.00	0.00	185,400.00	0.00	0.00	0.00	0.00	0.00	0.00	0.00	185,400.00
PROVINCIAL GOVERNMENT OF ORIENTAL MINDORO			0.00	185,400.00	0.00	0.00	185,400.00	0.00	0.00	185,400.00	0.00	185,400.00	0.00	0.00	0.00	0.00	0.00	0.00	0.00	185,400.00
PROVINCIAL GOVERNMENT OF ORIENTAL MINDORO			0.00	185,400.00	0.00	0.00	185,400.00	0.00	0.00	185,400.00	0.00	185,400.00	0.00	0.00	0.00	0.00	0.00	0.00	0.00	185,400.00
PSAS FUND-CONSULTATION			0.00	185,400.00	0.00	0.00	185,400.00	0.00	0.00	185,400.00	0.00	185,400.00	0.00	0.00	0.00	0.00	0.00	0.00	0.00	185,400.00
MOOE	02-101101-2021-06-288	06/03/2021	0.00	185,400.00	0.00	0.00	185,400.00	0.00	0.00	185,400.00	0.00	185,400.00	0.00	0.00	0.00	0.00	0.00	0.00	0.00	185,400.00
			0.00	172,000.00	0.00	0.00	172,000.00	0.00	172,000.00	172,000.00	0.00	344,000.00	0.00	0.00	0.00	0.00	0.00	0.00	(-172,000.00)	344,000.00
PROVINCIAL GOVERNMENT OF SURIGAO DEL NORTE			0.00	172,000.00	0.00	0.00	172,000.00	0.00	172,000.00	172,000.00	0.00	344,000.00	0.00	0.00	0.00	0.00	0.00	0.00	(-172,000.00)	344,000.00
PROVINCIAL GOVERNMENT OF SURIGAO DEL NORTE			0.00	172,000.00	0.00	0.00	172,000.00	0.00	172,000.00	172,000.00	0.00	344,000.00	0.00	0.00	0.00	0.00	0.00	0.00	(-172,000.00)	344,000.00
PSAS FUND-CONSULTATION			0.00	172,000.00	0.00	0.00	172,000.00	0.00	172,000.00	172,000.00	0.00	344,000.00	0.00	0.00	0.00	0.00	0.00	0.00	(-172,000.00)	344,000.00
MOOE	02-101101-2021-06-356	06/22/2021	0.00	172,000.00	0.00	0.00	172,000.00	0.00	172,000.00	172,000.00	0.00	344,000.00	0.00	0.00	0.00	0.00	0.00	0.00	(-172,000.00)	344,000.00
			0.00	172,000.00	0.00	0.00	172,000.00	0.00	0.00	0.00	0.00	0.00	0.00	0.00	0.00	0.00	0.00	0.00	172,000.00	0.00
PROVINCIAL GOVERNMENT OF SURIGAO DEL SUR			0.00	172,000.00	0.00	0.00	172,000.00	0.00	0.00	0.00	0.00	0.00	0.00	0.00	0.00	0.00	0.00	0.00	172,000.00	0.00
PROVINCIAL GOVERNMENT OF SURIGAO DEL SUR			0.00	172,000.00	0.00	0.00	172,000.00	0.00	0.00	0.00	0.00	0.00	0.00	0.00	0.00	0.00	0.00	0.00	172,000.00	0.00

Department : Department of Agriculture (DA)
 Agency/Entity : Philippine Council for Agriculture and Fisheries
 Operating Unit : < not applicable >
 Organization Code (UACS) : 05 013 0000000
 Fund Cluster : 01 - Regular Agency Fund

(e.g. UACS Fund Cluster: 05-Internally Generated Funds and 06-Business Related Funds)

Particulars	Obligations							Disbursements (Funds Transferred To)					Liquidations					Unpaid Obligations	Unliquidated Fund Transfers
	Obligation Request and Status		1st Quarter Ending	2nd Quarter Ending	3rd Quarter Ending	4th Quarter Ending	Total	1st Quarter Ending	2nd Quarter Ending	3rd Quarter Ending	4th Quarter Ending	Total	1st Quarter Ending	2nd Quarter Ending	3rd Quarter Ending	4th Quarter Ending	Total		
	Number	Date																	
1	2	3	4	5	6	7	8=(4+5+6+7)	9	10	11	12	13=(9+10+11+12)	14	15	16	17	18=(14+15+16+17)	19=(8-13)	20=(13-18)
PSAS FUND-CONSULTATION			0.00	172,000.00	0.00	0.00	172,000.00	0.00	0.00	0.00	0.00	0.00	0.00	0.00	0.00	0.00	0.00	172,000.00	0.00
MOOE	02-101101-2021-06-289	06/03/2021	0.00	172,000.00	0.00	0.00	172,000.00	0.00	0.00	0.00	0.00	0.00	0.00	0.00	0.00	0.00	0.00	172,000.00	0.00
GRAND TOTAL			30,566,500.00	6,742,300.00	582,600.00	186,620.00	38,078,020.00	13,561,000.00	23,234,600.00	1,095,800.00	186,620.00	38,078,020.00	0.00	0.00	0.00	0.00	0.00	0.00	38,078,020.00


Prepared By / Certified Correct


 JOSE REVENTOR H. BESENI0
 Chief, Budget Section
 Date:



In Coordination With / Certified Correct


 MARIA DIMA-PALACIO
 Chief, Accounting Section
 Date:

Recommending Approval


 FIDELIA DE ASIS-ANDRES
 Chief, AFMD
 Date:

Approved By


 LIZA G. BATTAD, PH.D.
 OIC-Executive Director
 Date: 

AGING OF UNPAID OBLIGATIONS

As at December 31, 2021

Department: Department of Agriculture (DA)
 Agency: Philippine Council for Agriculture and Fisheries
 Operating Unit: < not applicable >
 Organization Code (UACS) : 05 013 0000000

Name of Creditors	Obligation Request and Status			AGING OF UNPAID OBLIGATIONS							Remarks
	Number	Date	Amount	Amount	90 days & below	91 to 180 days	181 to 270 days	271 to 365/366 days	More than 1 year but less than 2 years	More than 2 years	
				5=(6+7+8+9+10+11)	6	7	8	9	10	11	
1	2	3	4								12
A. Due and Demandable Obligations(Accounts Payable)*			2,727,562.86	2,727,562.86	2,723,062.86	0.00	0.00	4,500.00	0.00	0.00	
A.1 Current Year's Appropriations			2,727,562.86	2,727,562.86	2,723,062.86	0.00	0.00	4,500.00	0.00	0.00	
GOLD 7 INTERNATIONAL TRADING CORPORATION	02-101101-2021-12-974	2021-12-22	12,610.00	12,610.00	12,610.00	0.00	0.00	0.00	0.00	0.00	
ALFONSO J. ESGUERRA, JR.	02-101101-2021-12-	2021-12-23	110,000.00	110,000.00	110,000.00	0.00	0.00	0.00	0.00	0.00	
CHARLES R. AVILA	02-101101-2021-12-	2021-12-23	30,000.00	30,000.00	30,000.00	0.00	0.00	0.00	0.00	0.00	
LEONARDO P. CAPARIDA	02-101101-2021-12-	2021-12-23	85,000.00	85,000.00	85,000.00	0.00	0.00	0.00	0.00	0.00	
TITUS 118 NON-SPECIALIZED WHOLESALE TRADING	02-101101-2021-12-	2021-12-23	108,218.88	108,218.88	108,218.88	0.00	0.00	0.00	0.00	0.00	
MAY ANN C. APLATEN	02-101101-2021-12-	2021-12-29	100,000.00	100,000.00	100,000.00	0.00	0.00	0.00	0.00	0.00	
M & M WATER REFILLING STATION	02-101101-2021-02-86	2021-02-22	4,500.00	4,500.00	0.00	0.00	0.00	4,500.00	0.00	0.00	
ELMA T. PENA	02-101101-2021-12-	2021-12-23	60,000.00	60,000.00	60,000.00	0.00	0.00	0.00	0.00	0.00	
DANTE B. TOBIAS	02-101101-2021-12-	2021-12-23	110,000.00	110,000.00	110,000.00	0.00	0.00	0.00	0.00	0.00	
EPIFANIO C. LOYOLA, JR.	02-101101-2021-12-	2021-12-23	60,000.00	60,000.00	60,000.00	0.00	0.00	0.00	0.00	0.00	
DINNA L. UMENGAN	02-101101-2021-12-	2021-12-23	38,333.33	38,333.33	38,333.33	0.00	0.00	0.00	0.00	0.00	
APPLE MAE M. RUBICO	02-101101-2021-12-	2021-12-23	10,834.00	10,834.00	10,834.00	0.00	0.00	0.00	0.00	0.00	
ROWENA D. GALLEMIT	02-101101-2021-12-	2021-12-29	202,000.00	202,000.00	202,000.00	0.00	0.00	0.00	0.00	0.00	
BAN BEE COMMERCIAL CO., INC.	02-101101-2021-12-883	2021-12-13	6,885.00	6,885.00	6,885.00	0.00	0.00	0.00	0.00	0.00	
DEPARTMENT OF AGRICULTURE RFO 7 RAFC	02-101101-2021-12-	2021-12-23	60,000.00	60,000.00	60,000.00	0.00	0.00	0.00	0.00	0.00	
BENJAMIN Y. CAMPAÑANO	02-101101-2021-12-	2021-12-23	110,000.00	110,000.00	110,000.00	0.00	0.00	0.00	0.00	0.00	
DAF-ARMM	02-101101-2021-12-	2021-12-23	85,000.00	85,000.00	85,000.00	0.00	0.00	0.00	0.00	0.00	
DAVID T. SANTOS	2-101101-2021-12-1034	2021-12-23	48,333.33	48,333.33	48,333.33	0.00	0.00	0.00	0.00	0.00	
PRIMIE D. DUNGOG	02-101101-2021-12-	2021-12-29	5,685.00	5,685.00	5,685.00	0.00	0.00	0.00	0.00	0.00	
MARISSA MONTEMAYOR	02-101101-2021-12-	2021-12-29	500.00	500.00	500.00	0.00	0.00	0.00	0.00	0.00	
ASPIRE APPLIANCE MARKETING	02-101101-2021-12-938	2021-12-17	118,000.00	118,000.00	118,000.00	0.00	0.00	0.00	0.00	0.00	

Department: Department of Agriculture (DA)
 Agency: Philippine Council for Agriculture and Fisheries
 Operating Unit: < not applicable >
 Organization Code (UACS) : 05 013 0000000

Name of Creditors	Obligation Request and Status			AGING OF UNPAID OBLIGATIONS							Remarks
	Number	Date	Amount	Amount	90 days & below	91 to 180 days	181 to 270 days	271 to 365/366 days	More than 1 year but less than 2 years	More than 2 years	
				5=(6+7+8+9+10+11)	6	7	8	9	10	11	
ARISTON O. ACEDERA	02-101101-2021-12-	2021-12-23	30,000.00	30,000.00	30,000.00	0.00	0.00	0.00	0.00	0.00	0.00
AMADO W. WILLIAM	02-101101-2021-12-	2021-12-23	80,000.00	80,000.00	80,000.00	0.00	0.00	0.00	0.00	0.00	0.00
DEPT OF AGRICULTURE RFO 10	02-101101-2021-12-	2021-12-23	30,000.00	30,000.00	30,000.00	0.00	0.00	0.00	0.00	0.00	0.00
MICHAEL EDWARD J. CLAPAROLS	02-101101-2021-12-	2021-12-23	113,333.33	113,333.33	113,333.33	0.00	0.00	0.00	0.00	0.00	0.00
JESSICA CODERA	02-101101-2021-12-	2021-12-29	1,800.00	1,800.00	1,800.00	0.00	0.00	0.00	0.00	0.00	0.00
PRIMIE D. DUNOG	02-101101-2021-12-	2021-12-29	5,340.00	5,340.00	5,340.00	0.00	0.00	0.00	0.00	0.00	0.00
LASERVIEW TRADING	02-101101-2021-12-940	2021-12-17	16,000.00	16,000.00	16,000.00	0.00	0.00	0.00	0.00	0.00	0.00
EDGARDO C. LAYUG	02-101101-2021-12-	2021-12-23	10,000.00	10,000.00	10,000.00	0.00	0.00	0.00	0.00	0.00	0.00
ALFONSO JACK F. SANDIQUE	2-101101-2021-12-1020	2021-12-23	38,333.33	38,333.33	38,333.33	0.00	0.00	0.00	0.00	0.00	0.00
JOSE R. CORDERO	02-101101-2021-12-	2021-12-23	110,000.00	110,000.00	110,000.00	0.00	0.00	0.00	0.00	0.00	0.00
MARY ANN P. SAYOC	02-101101-2021-12-	2021-12-23	113,333.33	113,333.33	113,333.33	0.00	0.00	0.00	0.00	0.00	0.00
CRISCENCIA C. DE LARA	02-101101-2021-12-	2021-12-29	6,900.00	6,900.00	6,900.00	0.00	0.00	0.00	0.00	0.00	0.00
BAN BEE COMMERCIAL CO., INC.	02-101101-2021-12-943	2021-12-20	198,730.00	198,730.00	198,730.00	0.00	0.00	0.00	0.00	0.00	0.00
ISIDRO B. ACOSTA, SR.	02-101101-2021-12-	2021-12-23	10,000.00	10,000.00	10,000.00	0.00	0.00	0.00	0.00	0.00	0.00
JOEL R. PANAGSAGAN	02-101101-2021-12-	2021-12-23	78,333.33	78,333.33	78,333.33	0.00	0.00	0.00	0.00	0.00	0.00
REGIONAL AGRICULTURAL AND FISHERY COUNCIL	02-101101-2021-12-	2021-12-23	60,000.00	60,000.00	60,000.00	0.00	0.00	0.00	0.00	0.00	0.00
HAZEL A. TANCHULING	02-101101-2021-12-	2021-12-23	30,000.00	30,000.00	30,000.00	0.00	0.00	0.00	0.00	0.00	0.00
CRISCENCIA C. DE LARA	02-101101-2021-12-	2021-12-29	3,300.00	3,300.00	3,300.00	0.00	0.00	0.00	0.00	0.00	0.00
MEDREAL MEDICAL ENTERPRISES	02-101101-2021-12-944	2021-12-20	32,250.00	32,250.00	32,250.00	0.00	0.00	0.00	0.00	0.00	0.00
VINCENT A. ADORNA	02-101101-2021-12-	2021-12-23	10,000.00	10,000.00	10,000.00	0.00	0.00	0.00	0.00	0.00	0.00
ARNULFO A. FRONTUNA	02-101101-2021-12-	2021-12-23	40,000.00	40,000.00	40,000.00	0.00	0.00	0.00	0.00	0.00	0.00
ANGEL M. CERVANTES, JR.	02-101101-2021-12-	2021-12-23	30,000.00	30,000.00	30,000.00	0.00	0.00	0.00	0.00	0.00	0.00
RAUL Q. MONTEMAYOR	02-101101-2021-12-	2021-12-23	10,000.00	10,000.00	10,000.00	0.00	0.00	0.00	0.00	0.00	0.00
RUFINA S. SALAS	02-101101-2021-12-	2021-12-29	10,000.00	10,000.00	10,000.00	0.00	0.00	0.00	0.00	0.00	0.00
ASPIRE APPLIANCE MARKETING	02-101101-2021-12-969	2021-12-21	133,200.00	133,200.00	133,200.00	0.00	0.00	0.00	0.00	0.00	0.00
PEDRITO R. KALAW	02-101101-2021-12-	2021-12-23	60,000.00	60,000.00	60,000.00	0.00	0.00	0.00	0.00	0.00	0.00
ALFONSO L. TAN	02-101101-2021-12-	2021-12-23	10,000.00	10,000.00	10,000.00	0.00	0.00	0.00	0.00	0.00	0.00
ALFREDO V. LOBOG	02-101101-2021-12-	2021-12-23	80,000.00	80,000.00	80,000.00	0.00	0.00	0.00	0.00	0.00	0.00

Department: Department of Agriculture (DA)
 Agency: Philippine Council for Agriculture and Fisheries
 Operating Unit: < not applicable >
 Organization Code (UACS) : 05 013 0000000

Name of Creditors	Obligation Request and Status			AGING OF UNPAID OBLIGATIONS							Remarks
				Amount	90 days & below	91 to 180 days	181 to 270 days	271 to 365/366 days	More than 1 year but less than 2 years	More than 2 years	
	Number	Date	Amount	5=(6+7+8+9+10+11)	6	7	8	9	10	11	
1	2	3	4	5=(6+7+8+9+10+11)	6	7	8	9	10	11	12
BAN BEE COMMERCIAL CO., INC.	02-101101-2021-12-	2021-12-23	4,510.00	4,510.00	4,510.00	0.00	0.00	0.00	0.00	0.00	0.00
JESSICA CODERA	02-101101-2021-12-	2021-12-29	6,300.00	6,300.00	6,300.00	0.00	0.00	0.00	0.00	0.00	0.00
Sub-total			2,727,562.86	2,727,562.86	2,723,062.86	0.00	0.00	4,500.00	0.00	0.00	0.00
Total			2,727,562.86	2,727,562.86	2,723,062.86	0.00	0.00	4,500.00	0.00	0.00	0.00
B. Not Yet Due and Demandable Obligations*			15,990,205.50	15,990,205.50	9,868,756.82	650,909.82	2,703,738.83	2,766,800.03	0.00	0.00	0.00
B.1 Current Year's Appropriations			15,990,205.50	15,990,205.50	9,868,756.82	650,909.82	2,703,738.83	2,766,800.03	0.00	0.00	0.00
CENTRAL LUZON STATE UNIVERSITY	02-101101-2021-03-97	2021-03-02	1,800,000.00	1,800,000.00	0.00	0.00	0.00	1,800,000.00	0.00	0.00	0.00
S.D. LEAL GRAPHICS	02-101101-2021-11-797	2021-11-25	60,800.00	60,800.00	60,800.00	0.00	0.00	0.00	0.00	0.00	0.00
LASERVIEW TRADING	02-101101-12-8952021-	2021-12-14	23,995.00	23,995.00	23,995.00	0.00	0.00	0.00	0.00	0.00	0.00
ACCESSORIES AND SUPPLIES DEPOT, INC.	02-101101-2021-12-	2021-12-17	17,550.00	17,550.00	17,550.00	0.00	0.00	0.00	0.00	0.00	0.00
NADAMCO	02-101101-2021-12-	2021-12-22	34,100.00	34,100.00	34,100.00	0.00	0.00	0.00	0.00	0.00	0.00
S1 TECHNOLOGIES INC.	02-101101-2021-12-	2021-12-23	2,400.00	2,400.00	2,400.00	0.00	0.00	0.00	0.00	0.00	0.00
GOLD 7 INTERNATIONAL TRADING CORPORATION	02-101101-2021-12-	2021-12-29	20,400.00	20,400.00	20,400.00	0.00	0.00	0.00	0.00	0.00	0.00
PANTHERTECH FREIGHT FORWARDERS AND PREMIUM COURIER EXPRESS INTERNATIONAL CORP	02-101101-2021-45	2021-02-03	10,334.38	10,334.38	0.00	0.00	0.00	10,334.38	0.00	0.00	0.00
FLORELIZ P. AVELLANA ET AL	01-101101-2021-12-984	2021-12-22	269,090.91	269,090.91	269,090.91	0.00	0.00	0.00	0.00	0.00	0.00
PRONET SYSTEMS INTEGRATED NETWORK SOLUTIONS, INC.	06-101101-2021-06-277	2021-06-01	1,285,749.26	1,285,749.26	0.00	0.00	1,285,749.26	0.00	0.00	0.00	0.00
BLU & ASSOCIATES OPC	02-101101-2021-12-821	2021-12-02	370,800.00	370,800.00	370,800.00	0.00	0.00	0.00	0.00	0.00	0.00
COVER AND PAGES CORPORATION	02-101101-2021-12-903	2021-12-16	210,000.00	210,000.00	210,000.00	0.00	0.00	0.00	0.00	0.00	0.00
AFFORDACARE PLUS TRADING	02-101101-2021-12-	2021-12-20	22,500.00	22,500.00	22,500.00	0.00	0.00	0.00	0.00	0.00	0.00
GOLD 7 INTERNATIONAL TRADING CORPORATION	02-101101-2021-12-	2021-12-22	42,120.00	42,120.00	42,120.00	0.00	0.00	0.00	0.00	0.00	0.00
ASPIRE APPLIANCE MARKETING	02-101101-2021-12-	2021-12-23	77,864.00	77,864.00	77,864.00	0.00	0.00	0.00	0.00	0.00	0.00
BAYAN PC TECHNOLOGIES, INC.	02-101101-2021-12-	2021-12-29	64,000.00	64,000.00	64,000.00	0.00	0.00	0.00	0.00	0.00	0.00
D'TRIUMPH CLEANERS AND ALLIED SERVICES, INC.	02-101101-2021-01-39/04-221	2021-01-29	197,489.22	197,489.22	0.00	0.00	2,933.57	194,555.65	0.00	0.00	0.00
KARPA II SECURITY SERVICES	02-101101-2021-07-423	2021-07-09	206,479.82	206,479.82	0.00	206,479.82	0.00	0.00	0.00	0.00	0.00

Department: Department of Agriculture (DA)
 Agency: Philippine Council for Agriculture and Fisheries
 Operating Unit: < not applicable >
 Organization Code (UACS) : 05 013 0000000

Name of Creditors	Obligation Request and Status			AGING OF UNPAID OBLIGATIONS							Remarks
	Number	Date	Amount	Amount	90 days & below	91 to 180 days	181 to 270 days	271 to 365/366 days	More than 1 year but less than 2 years	More than 2 years	
				5=(6+7+8+9+10+11)	6	7	8	9	10	11	
PANTHERTECH FREIGHT FORWARDERS AND PREMIUM COURIER EXPRESS INTERNATIONAL CORP	02-101101-2021-12-855	2021-12-09	39,500.00	39,500.00	39,500.00	0.00	0.00	0.00	0.00	0.00	
CONCHITA S. DEL ROSARIO	02-101101-2021-12-	2021-12-16	97,200.00	97,200.00	97,200.00	0.00	0.00	0.00	0.00	0.00	
STOTSENBERG LEISURE PARK & HOTEL CORP.	02-101101-2021-12-	2021-12-20	637,000.00	637,000.00	637,000.00	0.00	0.00	0.00	0.00	0.00	
NEO-TECH ASIA DISTRIBUTION INC.	02-101101-2021-12-	2021-12-23	500,000.00	500,000.00	500,000.00	0.00	0.00	0.00	0.00	0.00	
KAIFASHION PHILIPPINES, INC.	02-101101-2021-12-	2021-12-27	511,704.00	511,704.00	511,704.00	0.00	0.00	0.00	0.00	0.00	
AMIGOTEK CORPORATION	02-101101-2021-12-	2021-12-29	173,400.00	173,400.00	173,400.00	0.00	0.00	0.00	0.00	0.00	
THE BRAIN COMPUTER CORPORATION	06-101101-2021-01-37	2021-01-29	643,110.00	643,110.00	0.00	0.00	0.00	643,110.00	0.00	0.00	
SILICON VALLEY TRINOMA	02-101101-2021-08-496	2021-08-18	11,400.00	11,400.00	0.00	11,400.00	0.00	0.00	0.00	0.00	
DAVAO REGION MUSHROOM GROWERS ASSOCIATION (DRMGA)	02-101101-2021-12-856	2021-12-09	120,000.00	120,000.00	120,000.00	0.00	0.00	0.00	0.00	0.00	
AGREA AGRICULTURAL COMMUNITIES INTERNATIONAL FOUNDATION, INC.	02-101101-2021-12-913	2021-12-16	150,000.00	150,000.00	150,000.00	0.00	0.00	0.00	0.00	0.00	
VERALIZ MARKETING	02-101101-2021-12-	2021-12-20	544,000.00	544,000.00	544,000.00	0.00	0.00	0.00	0.00	0.00	
GOLD LINE TOURS, INC.	02-101101-2021-12-	2021-12-23	48,000.00	48,000.00	48,000.00	0.00	0.00	0.00	0.00	0.00	
GLYPTIC ART ENTERPRISE	02-101101-2021-12-	2021-12-27	22,500.00	22,500.00	22,500.00	0.00	0.00	0.00	0.00	0.00	
GOLD 7 INTERNATIONAL TRADING CORPORATION	02-101101-2021-12-	2021-12-29	151,000.00	151,000.00	151,000.00	0.00	0.00	0.00	0.00	0.00	
DCI INTERNATIONAL IT SOLUTIONS AND SERVICES CORPORATION	06-101101-2021-06-278	2021-06-01	1,415,056.00	1,415,056.00	0.00	0.00	1,415,056.00	0.00	0.00	0.00	
ZAB ENTERPRISES INC.	02-101101-2021-09-563	2021-09-16	8,030.00	8,030.00	0.00	8,030.00	0.00	0.00	0.00	0.00	
M & E MARKETING	02-101101-2021-12-	2021-12-13	9,000.00	9,000.00	9,000.00	0.00	0.00	0.00	0.00	0.00	
WORK HABITS TRADING	02-101101-2021-12-924	2021-12-17	12,150.00	12,150.00	12,150.00	0.00	0.00	0.00	0.00	0.00	
PHILCOPY CORPORATION	02-101101-2021-12-	2021-12-21	49,482.00	49,482.00	49,482.00	0.00	0.00	0.00	0.00	0.00	
OLM EVENTS GALLERY	02-101101-2021-12-	2021-12-23	665,000.00	665,000.00	665,000.00	0.00	0.00	0.00	0.00	0.00	
PANTHERTECH FREIGHT FORWARDERS AND PREMIUM COURIER EXPRESS INTERNATIONAL CORP	02-101101-2021-12-1051	2021-12-28	49,500.00	49,500.00	49,500.00	0.00	0.00	0.00	0.00	0.00	
COCOPLUS AQUARIAN DEVELOPMENT CORP.	02-101101-2021-12-	2021-12-29	105,083.90	105,083.90	105,083.90	0.00	0.00	0.00	0.00	0.00	
INFOBAHN COMMUNICATIONS, INC.	06-101101-2021-12-934	2021-12-17	405,266.00	405,266.00	405,266.00	0.00	0.00	0.00	0.00	0.00	

Department: Department of Agriculture (DA)
 Agency: Philippine Council for Agriculture and Fisheries
 Operating Unit: < not applicable >
 Organization Code (UACS) : 05 013 0000000

Name of Creditors	Obligation Request and Status			AGING OF UNPAID OBLIGATIONS							Remarks	
	Number	Date	Amount	Amount	90 days & below	91 to 180 days	181 to 270 days	271 to 365/366 days	More than 1 year but less than 2 years	More than 2 years		
				5=(6+7+8+9+10+11)	6	7	8	9	10	11		12
PHILIPPINE SOCIETY OF AGRICULTURAL AND BIOSYSTEMS ENGINEERS (PSABE)	02-101101-2021-09-580	2021-09-21	150,000.00	150,000.00	0.00	150,000.00	0.00	0.00	0.00	0.00	0.00	
ALPHABET COMMUNICATIONS GRAPHICS & PRINT	02-101101-2021-12-882	2021-12-13	482,400.00	482,400.00	482,400.00	0.00	0.00	0.00	0.00	0.00	0.00	
KNIT AND TUCK MERCHANDISING	02-101101-2021-12-933	2021-12-17	107,573.75	107,573.75	107,573.75	0.00	0.00	0.00	0.00	0.00	0.00	
T-SHIRTS GALLERY GARMENTS FACTORY, INC.	02-101101-2021-12-	2021-12-21	10,350.00	10,350.00	10,350.00	0.00	0.00	0.00	0.00	0.00	0.00	
WORK HABITS TRADING	02-101101-2021-12-	2021-12-23	287,000.00	287,000.00	287,000.00	0.00	0.00	0.00	0.00	0.00	0.00	
ALLSOURCE PRODUCTS CORPORATION	02-101101-2021-12-	2021-12-28	4,035.00	4,035.00	4,035.00	0.00	0.00	0.00	0.00	0.00	0.00	
MONTINA ENTERPRISES	02-101101-2021-12-	2021-12-29	581,050.00	581,050.00	581,050.00	0.00	0.00	0.00	0.00	0.00	0.00	
DATAVIEW COMPUTER CORP.	06-101101-2021-12-	2021-12-23	40,995.00	40,995.00	40,995.00	0.00	0.00	0.00	0.00	0.00	0.00	
PHILIPPINE SEED INDUSTRY ASSOCIATION (PSIA)	02-101101-2021-09-581	2021-09-21	100,000.00	100,000.00	0.00	100,000.00	0.00	0.00	0.00	0.00	0.00	
LASERVIEW TRADING	02-1011012-8861-2021-	2021-12-14	24,991.00	24,991.00	24,991.00	0.00	0.00	0.00	0.00	0.00	0.00	
COLOR 1 DIGITAL, INC.	02-101101-2021-12-935	2021-12-17	857,000.00	857,000.00	857,000.00	0.00	0.00	0.00	0.00	0.00	0.00	
SOLAR ACE PREMIUM PRODUCTS, INC.	02-101101-2021-12-	2021-12-21	42,000.00	42,000.00	42,000.00	0.00	0.00	0.00	0.00	0.00	0.00	
GOLD 7 INTERNATIONAL TRADING CORPORATION	02-101101-2021-12-	2021-12-23	35,624.00	35,624.00	35,624.00	0.00	0.00	0.00	0.00	0.00	0.00	
ST. FRANCIS GENETIC DRUGSTORE, INC.	02-101101-2021-12-	2021-12-29	57,502.00	57,502.00	57,502.00	0.00	0.00	0.00	0.00	0.00	0.00	
MILOUCH ENTERPRISES	02-101101-2021-12-	2021-12-29	50,800.00	50,800.00	50,800.00	0.00	0.00	0.00	0.00	0.00	0.00	
METROCOLOR CORPORATION	02-101101-2021-02-65	2021-02-11	118,800.00	118,800.00	0.00	0.00	0.00	118,800.00	0.00	0.00	0.00	
RICE WATCH ACTION NETWORK (RWAN)	02-101101-2021-09-591	2021-09-22	175,000.00	175,000.00	0.00	175,000.00	0.00	0.00	0.00	0.00	0.00	
GOVERNMENT SERVICE INSURANCE SYSTEM	02-101101-2021-12-888	2021-12-14	44,445.26	44,445.26	44,445.26	0.00	0.00	0.00	0.00	0.00	0.00	
WORK HABITS TRADING	02-101101-2021-12-937	2021-12-17	29,785.00	29,785.00	29,785.00	0.00	0.00	0.00	0.00	0.00	0.00	
NATION PAPER PRODUCTS AND PRINTING CORPORATION	02-101101-2021-12-	2021-12-22	15,400.00	15,400.00	15,400.00	0.00	0.00	0.00	0.00	0.00	0.00	
JEMANUEL MACHINE TRADING	02-101101-2021-12-	2021-12-23	723,200.00	723,200.00	723,200.00	0.00	0.00	0.00	0.00	0.00	0.00	
GOLD 7 INTERNATIONAL TRADING CORPORATION	02-101101-2021-12-	2021-12-29	26,600.00	26,600.00	26,600.00	0.00	0.00	0.00	0.00	0.00	0.00	
AKELA MARKETING	02-101101-2021-12-	2021-12-31	942,600.00	942,600.00	942,600.00	0.00	0.00	0.00	0.00	0.00	0.00	
Sub-total			15,990,205.50	15,990,205.50	9,868,756.82	650,909.82	2,703,738.83	2,766,800.03	0.00	0.00	0.00	
Total			15,990,205.50	15,990,205.50	9,868,756.82	650,909.82	2,703,738.83	2,766,800.03	0.00	0.00	0.00	

GRAND TOTAL			18,717,768.36	18,717,768.36	12,591,819.68	650,909.82	2,703,738.83	2,771,300.03	0.00	0.00
Total Current Year Appropriations			18,717,768.36	18,717,768.36	12,591,819.68	650,909.82	2,703,738.83	2,771,300.03	0.00	0.00
Total Prior Years' Appropriations			0.00	0.00	0.00	0.00	0.00	0.00	0.00	0.00

Certified Correct:


JOSE REDENTOR H. BESENIO

Chief, Budget Section

Date: 1/31/22 11:40 PM

Certified Correct:


MARIA DOLORES P. GONZALES

Chief, Accounting Section

Date: 1/31/22 11:40 PM

Recommending Approval:


FIDELIA DE ASIS-ANDRES

Chief, AFMD

Date: 1/31/22 11:42 PM

Approved By:


LIZA G. BATTAD, PH.D.

OIC-Executive Director

Date: 1/31/22 11:44 PM

