

MONTHLY REPORT OF DISBURSEMENTS
For the month of December 2021

Department of Agriculture (DA)
Philippine Council for Agriculture and Fisheries
< not applicable >
05 013 000000
01 Regular Agency Fund

Main table with columns: Particulars, Current Year Budget (PS, MOOE, FinEx, CO, TOTAL), Prior Year's Budget, Current Year's Accounts Payable (PS, MOOE, FinEx, CO, Sub-Total, TOTAL), SUB-TOTAL, Trust Liabilities (PS, MOOE, CO, TOTAL), Grand Total (PS, MOOE, FinEx, CO, TOTAL), Remarks.

Summary table with columns: Particulars, Previous Report, This Month, As at Date. Includes sub-totals for Disbursement Authorities Received, Available, and Disbursements.

Notes: * The use of NTA is discouraged
** Amounts should tally with the grand total disbursement (column 27).

Certified Correct
MARIADIVINA
Chief Accounting Section
Date: 2022-01-10 08:47:34

Recommending Approval:
FIDELIA DE ASIS - ANDRES
Chief, Administrative and Financial Management Division
Date: 2022-01-10 14:09:38

Approved By:
LIZA G. BATTAD, PH. D.
OIC, Executive Director
Date: 2022-01-10 14:40:39

MONTHLY REPORT OF DISBURSEMENTS
For the month of November 2021

Department of Agriculture (DA)
Philippine Council for Agriculture and Fisheries
< not applicable >
05 013 000000
01 Regular Agency Fund

Main financial table with columns for Particulars, PS, MOOE, FinEx, CO, TOTAL, Prior Year's Budget, Current Year's Budget, SUB-TOTAL, PS, MOOE, FinEx, CO, TOTAL, PS, MOOE, FinEx, CO, TOTAL, PS, MOOE, FinEx, CO, TOTAL, Remarks.

VMAR 7 summary table with columns: Particulars, Previous Report (2), This Month (3), As at Date (4).

Certified Correct
MARIA DIVINA...
Chief, Accounting Section
Date: 2021-12-10 09:45:18

Recommending Approval:
FIDELIA DE ASIS - ANDRES
Chief, Administrative and Financial Management Division
Date: 2021-12-10 09:40:27

Approved By:
LIZA G. BAITAD, PH. D.
OIC, Executive Director
Date: 2021-12-10 10:47:51

MONTHLY REPORT OF DISBURSEMENTS
For the month of September 2021

Department: Department of Agriculture (DA)
 Agency/Entity: Philippine Council for Agriculture and Fisheries
 Operating Unit: < not applicable >
 Organization Code (UACS): 05 013 0000000
 Fund Cluster: 01 Regular Agency Fund

Particulars	Current Year Budget					Prior Year's Budget											Trust Liabilities					Grand Total					Remarks
	PS	MOOE	FinEx	CO	TOTAL 6=(2+3+4+5)	Prior Year's Accounts Payable					Current Year's Accounts Payable						SUB-TOTAL 18=(6+17)	PS	MOOE	CO	TOTAL 22=(19+20+21)	PS	MOOE	FinEx	CO	TOTAL 27=(23+24+25+26)	
						PS	MOOE	FinEx	CO	Sub-Total 11=(7+8+9+10)	PS	MOOE	FinEx	CO	Sub-Total 16=(12+13+14+15)	TOTAL 17=(11+16)											
1	2	3	4	5	6	7	8	9	10	11	12	13	14	15	16	17	18	19	20	21	22	23	24	25	26	27	28
CASH DISBURSEMENTS	6,263,700.63	19,271,752.48	0.00	0.00	25,535,453.11	0.00	185,249.70	0.00	0.00	185,249.70	0.00	116,077.62	0.00	0.00	116,077.62	301,327.32	25,836,780.43	0.00	0.00	0.00	0.00	6,263,700.63	19,573,079.80	0.00	0.00	25,836,780.43	
Notice of Cash Allocation (NCA)	6,263,700.63	19,271,752.48	0.00	0.00	25,535,453.11	0.00	185,249.70	0.00	0.00	185,249.70	0.00	116,077.62	0.00	0.00	116,077.62	301,327.32	25,836,780.43	0.00	0.00	0.00	0.00	6,263,700.63	19,573,079.80	0.00	0.00	25,836,780.43	
MDS Checks Issued	216,025.26	60,000.00	0.00	0.00	276,025.26	0.00	0.00	0.00	0.00	0.00	0.00	0.00	0.00	0.00	0.00	0.00	276,025.26	0.00	0.00	0.00	0.00	216,025.26	60,000.00	0.00	0.00	276,025.26	
Advice to Debit Account	6,047,675.37	19,211,752.48	0.00	0.00	25,259,427.85	0.00	185,249.70	0.00	0.00	185,249.70	0.00	116,077.62	0.00	0.00	116,077.62	301,327.32	25,560,755.17	0.00	0.00	0.00	0.00	6,047,675.37	19,513,079.80	0.00	0.00	25,560,755.17	
Notice of Transfer Allocations (NTA)	0.00	0.00	0.00	0.00	0.00	0.00	0.00	0.00	0.00	0.00	0.00	0.00	0.00	0.00	0.00	0.00	0.00	0.00	0.00	0.00	0.00	0.00	0.00	0.00	0.00	0.00	0.00
MDS Checks Issued	0.00	0.00	0.00	0.00	0.00	0.00	0.00	0.00	0.00	0.00	0.00	0.00	0.00	0.00	0.00	0.00	0.00	0.00	0.00	0.00	0.00	0.00	0.00	0.00	0.00	0.00	0.00
Advice to Debit Account	0.00	0.00	0.00	0.00	0.00	0.00	0.00	0.00	0.00	0.00	0.00	0.00	0.00	0.00	0.00	0.00	0.00	0.00	0.00	0.00	0.00	0.00	0.00	0.00	0.00	0.00	0.00
Working Fund for FAPs	0.00	0.00	0.00	0.00	0.00	0.00	0.00	0.00	0.00	0.00	0.00	0.00	0.00	0.00	0.00	0.00	0.00	0.00	0.00	0.00	0.00	0.00	0.00	0.00	0.00	0.00	0.00
Cash Disbursement Ceiling (CDC)	0.00	0.00	0.00	0.00	0.00	0.00	0.00	0.00	0.00	0.00	0.00	0.00	0.00	0.00	0.00	0.00	0.00	0.00	0.00	0.00	0.00	0.00	0.00	0.00	0.00	0.00	0.00
TOTAL CASH DISBURSEMENTS	6,263,700.63	19,271,752.48	0.00	0.00	25,535,453.11	0.00	185,249.70	0.00	0.00	185,249.70	0.00	116,077.62	0.00	0.00	116,077.62	301,327.32	25,836,780.43	0.00	0.00	0.00	0.00	6,263,700.63	19,573,079.80	0.00	0.00	25,836,780.43	
NON-CASH DISBURSEMENTS	285,366.89	65,287.01	0.00	0.00	350,653.90	0.00	0.00	0.00	0.00	0.00	0.00	0.00	0.00	0.00	0.00	0.00	350,653.90	0.00	0.00	0.00	0.00	285,366.89	65,287.01	0.00	0.00	350,653.90	
Disbursements	285,366.89	65,287.01	0.00	0.00	350,653.90	0.00	0.00	0.00	0.00	0.00	0.00	0.00	0.00	0.00	0.00	0.00	350,653.90	0.00	0.00	0.00	0.00	285,366.89	65,287.01	0.00	0.00	350,653.90	
Disbursements	285,366.89	61,142.79	0.00	0.00	346,509.68	0.00	0.00	0.00	0.00	0.00	0.00	0.00	0.00	0.00	0.00	0.00	346,509.68	0.00	0.00	0.00	0.00	285,366.89	61,142.79	0.00	0.00	346,509.68	
Disbursements	0.00	0.00	0.00	0.00	0.00	0.00	0.00	0.00	0.00	0.00	0.00	0.00	0.00	0.00	0.00	0.00	0.00	0.00	0.00	0.00	0.00	0.00	0.00	0.00	0.00	0.00	
Disbursements	0.00	4,144.22	0.00	0.00	4,144.22	0.00	0.00	0.00	0.00	0.00	0.00	0.00	0.00	0.00	0.00	0.00	4,144.22	0.00	0.00	0.00	0.00	0.00	4,144.22	0.00	0.00	4,144.22	
Disbursements	0.00	0.00	0.00	0.00	0.00	0.00	0.00	0.00	0.00	0.00	0.00	0.00	0.00	0.00	0.00	0.00	0.00	0.00	0.00	0.00	0.00	0.00	0.00	0.00	0.00	0.00	
Disbursements	0.00	0.00	0.00	0.00	0.00	0.00	0.00	0.00	0.00	0.00	0.00	0.00	0.00	0.00	0.00	0.00	0.00	0.00	0.00	0.00	0.00	0.00	0.00	0.00	0.00	0.00	
Disbursements	0.00	4,144.22	0.00	0.00	4,144.22	0.00	0.00	0.00	0.00	0.00	0.00	0.00	0.00	0.00	0.00	0.00	4,144.22	0.00	0.00	0.00	0.00	0.00	4,144.22	0.00	0.00	4,144.22	
Disbursements	0.00	0.00	0.00	0.00	0.00	0.00	0.00	0.00	0.00	0.00	0.00	0.00	0.00	0.00	0.00	0.00	0.00	0.00	0.00	0.00	0.00	0.00	0.00	0.00	0.00	0.00	
Disbursements	0.00	4,144.22	0.00	0.00	4,144.22	0.00	0.00	0.00	0.00	0.00	0.00	0.00	0.00	0.00	0.00	0.00	4,144.22	0.00	0.00	0.00	0.00	0.00	4,144.22	0.00	0.00	4,144.22	
Disbursements	0.00	0.00	0.00	0.00	0.00	0.00	0.00	0.00	0.00	0.00	0.00	0.00	0.00	0.00	0.00	0.00	0.00	0.00	0.00	0.00	0.00	0.00	0.00	0.00	0.00	0.00	
Disbursements	0.00	4,144.22	0.00	0.00	4,144.22	0.00	0.00	0.00	0.00	0.00	0.00	0.00	0.00	0.00	0.00	0.00	4,144.22	0.00	0.00	0.00	0.00	0.00	4,144.22	0.00	0.00	4,144.22	
Disbursements	0.00	0.00	0.00	0.00	0.00	0.00	0.00	0.00	0.00	0.00	0.00	0.00	0.00	0.00	0.00	0.00	0.00	0.00	0.00	0.00	0.00	0.00	0.00	0.00	0.00	0.00	
Disbursements	0.00	4,144.22	0.00	0.00	4,144.22	0.00	0.00	0.00	0.00	0.00	0.00	0.00	0.00	0.00	0.00	0.00	4,144.22	0.00	0.00	0.00	0.00	0.00	4,144.22	0.00	0.00	4,144.22	
Disbursements	0.00	0.00	0.00	0.00	0.00	0.00	0.00	0.00	0.00	0.00	0.00	0.00	0.00	0.00	0.00	0.00	0.00	0.00	0.00	0.00	0.00	0.00	0.00	0.00	0.00	0.00	
Disbursements	0.00	4,144.22	0.00	0.00	4,144.22	0.00	0.00	0.00	0.00	0.00	0.00	0.00	0.00	0.00	0.00	0.00	4,144.22	0.00	0.00	0.00	0.00	0.00	4,144.22	0.00	0.00	4,144.22	
Disbursements	0.00	0.00	0.00	0.00	0.00	0.00	0.00	0.00	0.00	0.00	0.00	0.00	0.00	0.00	0.00	0.00	0.00	0.00	0.00	0.00	0.00	0.00	0.00	0.00	0.00	0.00	
Disbursements	0.00	4,144.22	0.00	0.00	4,144.22	0.00	0.00	0.00	0.00	0.00	0.00	0.00	0.00	0.00	0.00	0.00	4,144.22	0.00	0.00	0.00	0.00	0.00	4,144.22	0.00	0.00	4,144.22	
Disbursements	0.00	0.00	0.00	0.00	0.00	0.00	0.00	0.00	0.00	0.00	0.00	0.00	0.00	0.00	0.00	0.00	0.00	0.00	0.00	0.00	0.00	0.00	0.00	0.00	0.00	0.00	
Disbursements	0.00	4,144.22	0.00	0.00	4,144.22	0.00	0.00	0.00	0.00	0.00	0.00	0.00	0.00	0.00	0.00	0.00	4,144.22	0.00	0.00	0.00	0.00	0.00	4,144.22	0.00	0.00	4,144.22	
Disbursements	0.00	0.00	0.00	0.00	0.00	0.00	0.00	0.00	0.00	0.00	0.00	0.00	0.00	0.00	0.00	0.00	0.00	0.00	0.00	0.00	0.00	0.00	0.00	0.00	0.00	0.00	
Disbursements	0.00	4,144.22	0.00	0.00	4,144.22	0.00	0.00	0.00	0.00	0.00	0.00	0.00	0.00	0.00	0.00	0.00	4,144.22	0.00	0.00	0.00	0.00	0.00	4,144.22	0.00	0.00	4,144.22	
Disbursements	0.00	0.00	0.00	0.00	0.00	0.00	0.00	0.00	0.00	0.00	0.00	0.00	0.00	0.00	0.00	0.00	0.00	0.00	0.00	0.00	0.00	0.00	0.00	0.00	0.00	0.00	
Disbursements	0.00	4,144.22	0.00	0.00	4,144.22	0.00	0.00	0.00	0.00	0.00	0.00	0.00	0.00	0.00	0.00	0.00	4,144.22	0.00	0.00	0.00	0.00	0.00	4,144.22	0.00	0.00	4,144.22	
Disbursements	0.00	0.00	0.00	0.00	0.00	0.00	0.00	0.00	0.00	0.00	0.00	0.00	0.00	0.00	0.00	0.00	0.00	0.00	0.00	0.00	0.00	0.00	0.00	0.00	0.00	0.00	
Disbursements	0.00	4,144.22	0.00	0.00	4,144.22	0.00	0.00	0.00	0.00	0.00	0.00	0.00	0.00	0.00	0.00	0.00	4,144.22	0.00	0.00	0.00	0.00	0.00	4,144.22	0.00	0.00	4,144.22	
Disbursements	0.00	0.00	0.00	0.00	0.00	0.00	0.00	0.00	0.00	0.00	0.00	0.00	0.00	0.00	0.00	0.00	0.00	0.00	0.00	0.00	0.00	0.00	0.00	0.00	0.00	0.00	
Disbursements	0.00	4,144.22	0.00	0.00	4,144.22	0.00	0.00	0.00	0.00	0.00	0.00	0.00	0.00	0.00	0.00	0.00	4,144.22	0.00	0.00	0.00	0.00	0.00	4,144.22	0.00	0.00	4,144.22	
Disbursements																											

MONTHLY REPORT OF DISBURSEMENTS

For the month of August 2021

Department: Department of Agriculture
 Entity Name: Philippine Council for Agriculture and Fisheries
 Operating Unit: < not applicable >
 Organization Code (UACS): 05 013 000000
 Funding Source Code (as clustered): 01 Regular Agency Fund

PARTICULARS	CURRENT YEAR BUDGET					PRIOR YEAR'S BUDGET											TRUST LIABILITIES				GRAND TOTAL					Remarks		
	PS	MOOE	FinEx	CO	TOTAL	PRIOR YEAR'S ACCOUNTS PAYABLE					CURRENT YEAR'S ACCOUNTS PAYABLE						SUB-TOTAL	PS	MOOE	CO	TOTAL	PS	MOOE	FinEx	CO		TOTAL	
						PS	MOOE	FinEx	CO	Sub-Total	PS	MOOE	FinEx	CO	Sub-Total	TOTAL												
1	2	3	4	5	6=(2+3+4+5)	7	8	9	10		12	13	14	15	16=(12+13+14+15)	17=(11+16)	18=(6+17)	19	20	21	22=(19+20+21)	23	24	25	26	27=(23+24+25+26)	28	
CASH DISBURSEMENTS																												
Notice of Cash Allocation (NCA)	4,724,631.97	3,100,589.21	-	-	7,825,221.18	-	-	-	-	-	-	-	-	-	-	-	-	-	-	-	-	-	-	-	-	-	-	-
MDS Checks Issued	230,067.25	-	-	-	230,067.25	-	-	-	-	-	-	-	-	-	-	-	-	-	-	-	-	-	-	-	-	-	-	-
Advice to Debit Account	4,494,564.72	3,100,589.21	-	-	7,595,153.93	-	-	-	-	-	-	-	-	-	-	-	-	-	-	-	-	-	-	-	-	-	-	-
Notice of Transfer Allocations (NTA)	-	-	-	-	-	-	-	-	-	-	-	-	-	-	-	-	-	-	-	-	-	-	-	-	-	-	-	-
MDS Checks Issued	-	-	-	-	-	-	-	-	-	-	-	-	-	-	-	-	-	-	-	-	-	-	-	-	-	-	-	-
Advice to Debit Account	-	-	-	-	-	-	-	-	-	-	-	-	-	-	-	-	-	-	-	-	-	-	-	-	-	-	-	-
Working Fund for FAPs	-	-	-	-	-	-	-	-	-	-	-	-	-	-	-	-	-	-	-	-	-	-	-	-	-	-	-	-
Cash Disbursement Ceiling (CDC)	-	-	-	-	-	-	-	-	-	-	-	-	-	-	-	-	-	-	-	-	-	-	-	-	-	-	-	-
TOTAL CASH DISBURSEMENTS	4,724,631.97	3,100,589.21	-	-	7,825,221.18	-	-	-	-	-	-	-	-	-	-	-	-	-	-	-	-	-	-	-	-	-	-	-
NON-CASH DISBURSEMENTS																												
Tax Remittance Advices Issued (TRA)	240,915.46	102,506.40	-	-	343,421.86	-	-	-	-	-	3,150.00	-	-	-	3,150.00	3,150.00	346,571.86	-	-	-	-	240,915.46	105,656.40	-	-	-	346,571.86	
Non-Cash Availment Authority (NCAA)	-	-	-	-	-	-	-	-	-	-	-	-	-	-	-	-	-	-	-	-	-	-	-	-	-	-	-	-
Disbursements effected through outright deduct	-	32.99	-	-	32.99	-	-	-	-	-	-	-	-	-	-	-	32.99	-	-	-	-	-	32.99	-	-	-	32.99	
Liquidated Damages	-	32.99	-	-	32.99	-	-	-	-	-	-	-	-	-	-	-	32.99	-	-	-	-	-	32.99	-	-	-	32.99	
Disallowance	-	-	-	-	-	-	-	-	-	-	-	-	-	-	-	-	-	-	-	-	-	-	-	-	-	-	-	
Others (CDT, BTR Docs Stamp, etc.)	-	-	-	-	-	-	-	-	-	-	-	-	-	-	-	-	-	-	-	-	-	-	-	-	-	-	-	
TOTAL NON-CASH DISBURSEMENTS	240,915.46	102,539.39	-	-	343,454.85	-	-	-	-	-	3,150.00	-	-	-	3,150.00	3,150.00	346,604.85	-	-	-	-	240,915.46	105,689.39	-	-	-	346,604.85	
GRAND TOTAL	4,965,547.43	3,203,128.60	-	-	8,168,676.03	-	-	-	-	-	3,150.00	-	-	-	3,150.00	3,150.00	8,171,826.03	-	-	-	-	4,965,547.43	3,206,278.60	-	-	-	8,171,826.03	

SUMMARY:

	<u>Previous Report</u>	<u>This month</u>	<u>As at Date</u>		<u>Previous Report</u>	<u>This month</u>	<u>As of Date</u>
Total Disbursement Authorities Received	127,615,015.57	17,657,571.86	145,272,587.43	Total Disbursements Program	152,587,000.00	12,723,000.00	165,310,000.00
NCA	124,721,000.00	17,311,000.00	142,032,000.00	Less: ** Actual Disbursements	116,929,183.52	8,171,826.03	125,101,009.55
NTA				(Over)/Under spending	35,657,816.48	4,551,173.97	40,208,990.45
Working Fund							
TRA	2,894,015.57	346,571.86	3,240,587.43				
CDC							
NCAA							
Less: Notice of Transfer Allocations (NTA)* issued							
Total Disbursements Authorities Available	127,615,015.57	17,657,571.86	145,272,587.43				
Less: Lapsed NCA	808.54		808.54				
Disbursements **	116,929,183.52	8,171,826.03	125,101,009.55				
Less: Other Non-Cash disbursements	16,563.97	32.99	16,596.96				
Disbursements effected through outright de	16,563.97	32.99	16,596.96				
Liquidated Damages and Similar claims	16,563.97	32.99	16,596.96				
Disallowance							
Others (CDT, BTR Docs Stamp, etc.)							
Add/Less : Adjustments (e.g., cancelled/staled checks)							
Balance of Disbursement Authorities as at date	10,701,587.48	9,485,778.82	20,187,366.30				


Notes: *The use of NTA is discouraged
 ** Amounts should tally with the grand total disbursement (column 27)

Certified Correct:


MARIA DIVINA P. GONZALES
 Chief, AS

Date: _____

Recommending Approval By:



FIDELIA DE ASIS - ANDRES
 Chief, AFMD

Date: _____

Approved By:


LIZA G. BATTAD, Ph.D.
 OIC - Executive Director

Date: _____

DEPARTMENT OF AGRICULTURE
 Budget Division

 OCT 29 2021
 Liza G. Battad

MONTHLY REPORT OF DISBURSEMENTS

For the month of July 2021

Department: Department of Agriculture
 Agency Name: Philippine Council for Agriculture and Fisheries
 Operating Unit: < not applicable >
 Organization Code (UACS): 05 013 0000000
 Accounting Source Code (as clustered): 07 Trust Fund


PARTICULARS	CURRENT YEAR BUDGET					PRIOR YEAR'S BUDGET											SUB-TOTAL	TRUST LIABILITIES				GRAND TOTAL					Remarks	
	PS	MOOE	FinEx	CO	TOTAL	PRIOR YEAR'S ACCOUNTS PAYABLE					CURRENT YEAR'S ACCOUNTS PAYABLE					TOTAL		PS	MOOE	CO	TOTAL	PS	MOOE	FinEx	CO	TOTAL		
						PS	MOOE	FinEx	CO	Sub-Total	PS	MOOE	FinEx	CO	Sub-Total													TOTAL
1	2	3	4	5	6=(2+3+4+5)	7	8	9	10	11=(7+8+9+10)	12	13	14	15	16=(12+13+14+15)	17=(11+16)	18=(6+17)	19	20	21	22=(19+20+21)	23	24	25	26	27=(23+24+25+26)	28	
CASH DISBURSEMENTS																												
Non-Cash Allocation (NCA)	-	-	-	-	-	-	-	-	-	-	-	-	-	-	-	-	-	-	-	-	-	-	-	-	-	-	-	-
Checks Issued	-	-	-	-	-	-	-	-	-	-	-	-	-	-	-	-	-	-	-	-	-	-	-	-	-	-	-	-
Advice to Debit Account	-	-	-	-	-	-	-	-	-	-	-	-	-	-	-	-	-	-	-	-	-	-	-	-	-	-	-	-
Notice of Transfer Allocations (NTA)	-	-	-	-	-	-	-	-	-	-	-	-	-	-	-	-	-	-	-	-	-	-	-	-	-	-	-	-
MDS Checks Issued	-	-	-	-	-	-	-	-	-	-	-	-	-	-	-	-	-	-	-	-	-	-	-	-	-	-	-	-
Advice to Debit Account	-	-	-	-	-	-	-	-	-	-	-	-	-	-	-	-	-	-	-	-	-	-	-	-	-	-	-	-
Working Fund for FAPs	-	-	-	-	-	-	-	-	-	-	-	-	-	-	-	-	-	-	-	-	-	-	-	-	-	-	-	-
Cash Disbursement Ceiling (CDC)	-	-	-	-	-	-	-	-	-	-	-	-	-	-	-	-	-	-	-	-	-	-	-	-	-	-	-	-
TOTAL CASH DISBURSEMENTS	-	-	-	-	-	-	-	-	-	-	-	-	-	-	-	-	-	-	-	-	-	-	-	-	-	-	-	-
NON-CASH DISBURSEMENTS																												
Tax Remittance Advices Issued (TRA)	-	-	-	-	-	-	-	-	-	-	-	-	-	-	-	-	-	-	1,293.10	-	-	1,293.10	-	-	-	-	1,293.10	-
Non-Cash Availment Authority (NCAA)	-	-	-	-	-	-	-	-	-	-	-	-	-	-	-	-	-	-	-	-	-	-	-	-	-	-	-	-
Disbursements effected through outright deduction	-	-	-	-	-	-	-	-	-	-	-	-	-	-	-	-	-	-	-	-	-	-	-	-	-	-	-	-
Liquidated Damages	-	-	-	-	-	-	-	-	-	-	-	-	-	-	-	-	-	-	-	-	-	-	-	-	-	-	-	-
Others (CDT, BTr Does Stamp, etc.)	-	-	-	-	-	-	-	-	-	-	-	-	-	-	-	-	-	-	-	-	-	-	-	-	-	-	-	-
TOTAL NON-CASH DISBURSEMENTS	-	-	-	-	-	-	-	-	-	-	-	-	-	-	-	-	-	-	1,293.10	-	-	1,293.10	-	-	-	-	1,293.10	-
GRAND TOTAL	-	-	-	-	-	-	-	-	-	-	-	-	-	-	-	-	-	-	1,293.10	-	-	1,293.10	-	-	-	-	1,293.10	-


SUMMARY:

	Previous Report	This month	As at Date
Total Disbursement Authorities Received	321,061.95	1,293.10	322,355.05
NCA	310,773.00	-	310,773.00
NTA	-	-	-
Working Fund	-	-	-
TRA	10,288.95	1,293.10	11,582.05
CDC	-	-	-
NCAA	-	-	-
Less: Notice of Transfer Allocations (NTA)* issued	-	-	-
Total Disbursements Authorities Available	321,061.95	1,293.10	322,355.05
Less: Lapsed NCA	-	-	-
Disbursements **	214,905.40	1,293.10	216,198.50
Less: Other Non-Cash disbursements	1,617.07	-	1,617.07
Disbursements effected through outright deduction	1,617.07	-	1,617.07
Liquidated Damages and Similar claim	1,617.07	-	1,617.07
Others (CDT, BTr Does Stamp, etc.)	-	-	-
Add/Less : Adjustments (e.g., cancelled/staled checks)	-	-	-
Balance of Disbursement Authorities as at date	107,773.62	-	107,773.62

	Previous Report	This month	As of Date
Total Disbursements Program	-	-	-
Less: ** Actual Disbursements (Over)/Under spending	-	-	-

Notes: *The use of NTA is discouraged
 ** Amounts should tally with the grand total disbursement (column 27)

Certified Correct:

MARIA DIVINA P. GONZALES
 Chief, AS
 Date: _____

Recommending Approval By:

FIDELIA DE ASIS - ANDRES
 Chief, AFMD
 Date: _____

Approved By:

LIZA G. BATTAD, Ph.D.
 OIC - Executive Director
 Date: _____

