

**STATEMENT OF APPROPRIATIONS, ALLOTMENTS, OBLIGATIONS, DISBURSEMENTS AND BALANCES**  
As at the Quarter Ending June 30, 2023

Department : Department of Agriculture (DA)  
 Agency/Entity : Philippine Council for Agriculture and Fisheries  
 Operating Unit : < not applicable >  
 Organization Code (UACS) : 05 013 0000000  
 Fund Cluster : 01 - Regular Agency Fund

X	Current Year Appropriations
	Supplemental Appropriations
	Continuing Appropriations

(e.g. UACS Fund Cluster: 01-Regular Agency Fund, 02-Foreign Assisted Projects Fund, 03-Special Account-Locally Funded/Domestic Grants Fund, and 04-Special Account-Foreign Assisted/Foreign Grants Fund)

Particulars	UACS CODE	Appropriations					Allotments		Current Year Obligations						Current Year Disbursements					Balances			
		Authorized Appropriations	Adjustments (Transfer To/From, Modifications/ Augmentations)	Adjusted Appropriations	Allotments Received	Adjustments (Reductions, Modifications/ Augmentations)	Transfer To	Transfer From	Adjusted Total Allotments	1st Quarter Ending March 31	2nd Quarter Ending June 30	3rd Quarter Ending September 30	4th Quarter Ending December 31	Total	1st Quarter Ending March 31	2nd Quarter Ending June 30	3rd Quarter Ending September 30	4th Quarter Ending December 31	Total	Unreleased Appropriations	Unobligated Allotments	Unpaid Obligations(15-20)=(23+24)	
																						Due and Demandable	Not Yet Due and Demandable
1	2	3	4	5=(3+4)	6	7	8	9	10=(8+9)	11	12	13	14	15=(11+12+13+14)	16	17	18	19	20=(16+17+18+19)	21	22	23	24
I. Agency Specific Budget		192,618,000.00	0.00	192,618,000.00	192,618,000.00	0.00	0.00	0.00	192,618,000.00	65,590,315.75	38,013,132.97	0.00	0.00	103,563,448.72	35,869,608.95	52,643,903.52	0.00	0.00	88,513,512.47	0.00	89,054,551.28	482,798.16	14,567,138.09
General Administration and Support	1000000000000000	31,084,000.00	12,000.00	31,096,000.00	31,084,000.00	12,000.00	0.00	0.00	31,096,000.00	10,208,223.13	7,778,092.34	0.00	0.00	17,984,315.47	5,320,531.42	8,719,871.08	0.00	0.00	14,040,402.48	0.00	13,111,684.53	156,759.23	3,788,153.76
General Management and Supervision	100000100001000	30,254,000.00	12,000.00	30,266,000.00	30,254,000.00	12,000.00	0.00	0.00	30,266,000.00	10,208,223.13	7,105,861.37	0.00	0.00	17,313,814.50	5,320,531.42	8,049,370.09	0.00	0.00	13,369,901.51	0.00	12,052,185.50	155,759.23	3,788,153.76
PS		14,481,000.00	12,000.00	14,473,000.00	14,461,000.00	12,000.00	0.00	0.00	14,473,000.00	4,777,428.70	3,584,224.49	0.00	0.00	8,361,653.19	3,384,328.48	4,860,280.24	0.00	0.00	8,254,609.72	0.00	6,111,346.81	101,720.61	5,322.88
MOOE		15,793,000.00	0.00	15,793,000.00	15,793,000.00	0.00	0.00	0.00	15,793,000.00	5,430,794.43	3,521,368.88	0.00	0.00	8,952,161.31	1,928,201.94	3,189,089.85	0.00	0.00	5,115,291.79	0.00	6,840,838.69	54,038.62	3,782,830.90
Administration of Personnel Benefits	100000100002000	830,000.00	0.00	830,000.00	830,000.00	0.00	0.00	0.00	830,000.00	0.00	670,500.97	0.00	0.00	670,500.97	0.00	670,500.97	0.00	0.00	670,500.97	0.00	159,499.03	0.00	0.00
PS		830,000.00	0.00	830,000.00	830,000.00	0.00	0.00	0.00	830,000.00	0.00	670,500.97	0.00	0.00	670,500.97	0.00	670,500.97	0.00	0.00	670,500.97	0.00	159,499.03	0.00	0.00
Sub-Total, General Administration and Support		31,084,000.00	12,000.00	31,096,000.00	31,084,000.00	12,000.00	0.00	0.00	31,096,000.00	10,208,223.13	7,778,092.34	0.00	0.00	17,984,315.47	5,320,531.42	8,719,871.08	0.00	0.00	14,040,402.48	0.00	13,111,684.53	156,759.23	3,788,153.76
PS		15,291,000.00	12,000.00	15,303,000.00	15,291,000.00	12,000.00	0.00	0.00	15,303,000.00	4,777,428.70	4,254,725.46	0.00	0.00	9,032,154.16	3,384,328.48	5,530,781.21	0.00	0.00	8,925,110.69	0.00	6,270,845.84	101,720.61	5,322.88
MOOE		15,793,000.00	0.00	15,793,000.00	15,793,000.00	0.00	0.00	0.00	15,793,000.00	5,430,794.43	3,521,368.88	0.00	0.00	8,952,161.31	1,928,201.94	3,189,089.85	0.00	0.00	5,115,291.79	0.00	6,840,838.69	54,038.62	3,782,830.90
FinEx (if Applicable)		0.00	0.00	0.00	0.00	0.00	0.00	0.00	0.00	0.00	0.00	0.00	0.00	0.00	0.00	0.00	0.00	0.00	0.00	0.00	0.00	0.00	0.00
CO		0.00	0.00	0.00	0.00	0.00	0.00	0.00	0.00	0.00	0.00	0.00	0.00	0.00	0.00	0.00	0.00	0.00	0.00	0.00	0.00	0.00	0.00
Operations	3000000000000000	161,534,000.00	(12,000.00)	161,522,000.00	161,534,000.00	(12,000.00)	0.00	0.00	161,522,000.00	55,342,092.62	30,237,040.63	0.00	0.00	85,579,133.25	30,548,077.53	43,924,032.46	0.00	0.00	74,473,109.99	0.00	75,942,866.75	327,038.93	10,778,984.33
OO: Enhanced Agriculture and Fishery Stakeholders Participation in Policy Development		161,534,000.00	(12,000.00)	161,522,000.00	161,534,000.00	(12,000.00)	0.00	0.00	161,522,000.00	55,342,092.62	30,237,040.63	0.00	0.00	85,579,133.25	30,548,077.53	43,924,032.46	0.00	0.00	74,473,109.99	0.00	75,942,866.75	327,038.93	10,778,984.33
AGRICULTURE AND FISHERY STAKEHOLDERS ENGAGEMENT PROGRAM		161,534,000.00	(12,000.00)	161,522,000.00	161,534,000.00	(12,000.00)	0.00	0.00	161,522,000.00	55,342,092.62	30,237,040.63	0.00	0.00	85,579,133.25	30,548,077.53	43,924,032.46	0.00	0.00	74,473,109.99	0.00	75,942,866.75	327,038.93	10,778,984.33
Development and Coordination of Agriculture and Fishery Policies	310100100001000	62,728,000.00	0.00	62,728,000.00	62,728,000.00	0.00	0.00	0.00	62,728,000.00	31,181,068.57	11,725,140.15	0.00	0.00	42,906,208.72	18,164,461.30	20,340,790.37	0.00	0.00	38,505,251.67	0.00	19,819,791.28	123,481.91	4,277,476.14
PS		10,590,000.00	0.00	10,590,000.00	10,590,000.00	0.00	0.00	0.00	10,590,000.00	4,155,893.12	2,547,725.89	0.00	0.00	6,703,619.01	3,108,141.10	3,532,211.29	0.00	0.00	6,638,352.39	0.00	3,886,380.99	51,940.74	13,325.88
MOOE		51,148,000.00	0.00	51,148,000.00	51,148,000.00	0.00	0.00	0.00	51,148,000.00	27,025,175.45	8,724,743.16	0.00	0.00	35,749,918.61	15,058,320.20	16,355,907.98	0.00	0.00	31,414,228.16	0.00	15,399,081.29	71,541.17	4,264,149.28
CO		987,000.00	0.00	987,000.00	987,000.00	0.00	0.00	0.00	987,000.00	0.00	452,671.10	0.00	0.00	452,671.10	0.00	452,671.10	0.00	0.00	452,671.10	0.00	534,328.90	0.00	0.00
Planning, Monitoring and Knowledge Management	310100100002000	51,047,000.00	0.00	51,047,000.00	51,047,000.00	0.00	0.00	0.00	51,047,000.00	11,200,822.89	11,514,069.96	0.00	0.00	22,720,892.85	5,841,526.02	12,318,120.95	0.00	0.00	18,159,648.97	0.00	28,326,107.15	115,417.01	4,445,828.87
PS		12,753,000.00	0.00	12,753,000.00	12,753,000.00	0.00	0.00	0.00	12,753,000.00	3,759,910.92	3,122,952.39	0.00	0.00	6,882,863.31	2,557,502.64	4,250,900.64	0.00	0.00	11,351,243.69	0.00	22,455,970.46	43,594.27	4,443,191.58
MOOE		38,294,000.00	0.00	38,294,000.00	38,294,000.00	0.00	0.00	0.00	38,294,000.00	7,446,911.97	8,391,117.57	0.00	0.00	15,838,029.54	3,284,023.38	8,067,220.31	0.00	0.00	6,808,403.28	0.00	5,870,136.69	71,822.74	2,637.29
Partnership Development	310100100003000	47,781,000.00	(12,000.00)	47,749,000.00	47,781,000.00	(12,000.00)	0.00	0.00	47,749,000.00	12,954,201.16	6,997,830.52	0.00	0.00	19,952,031.68	6,543,090.21	11,265,121.14	0.00	0.00	17,808,211.35	0.00	27,796,955.32	88,140.01	2,055,680.32
PS		12,746,000.00	(12,000.00)	12,734,000.00	12,746,000.00	(12,000.00)	0.00	0.00	12,734,000.00	3,580,836.54	2,407,738.11	0.00	0.00	5,988,274.65	2,657,631.76	3,275,845.03	0.00	0.00	5,933,478.79	0.00	6,745,725.35	54,785.51	12.35
MOOE		35,015,000.00	0.00	35,015,000.00	35,015,000.00	0.00	0.00	0.00	35,015,000.00	9,373,864.62	4,590,092.41	0.00	0.00	13,963,757.03	3,885,458.45	7,989,276.11	0.00	0.00	11,874,734.56	0.00	21,051,242.97	33,354.50	2,055,667.97

Department : Department of Agriculture (DA)  
 Agency/Entity : Philippine Council for Agriculture and Fisheries  
 Operating Unit : < not applicable >  
 Organization Code (UACS) : 05 013 000000  
 Fund Cluster : 01 - Regular Agency Fund

X	Current Year Appropriations
	Supplemental Appropriations
	Continuing Appropriations

(e.g. UACS Fund Cluster: 01-Regular Agency Fund, 02-Foreign Assisted Projects Fund, 03-Special Account-Locally Funded/Domestic Grants Fund, and 04-Special Account-Foreign Assisted/Foreign Grants Fund)

Particulars	UACS CODE	Appropriations					Allotments				Current Year Obligations					Current Year Disbursements					Balances			
		Authorized Appropriations	Adjustments (Transfer To/From, Modifications/Augmentations)	Adjusted Appropriations	Allotments Received	Adjustments (Reductions, Modifications/Augmentations)	Transfer To	Transfer From	Adjusted Total Allotments	1st Quarter Ending March 31	2nd Quarter Ending June 30	3rd Quarter Ending September 30	4th Quarter Ending December 31	Total	1st Quarter Ending March 31	2nd Quarter Ending June 30	3rd Quarter Ending September 30	4th Quarter Ending December 31	Total	Unreleased Appropriations	Unobligated Allotments	Unpaid Obligations(15-20)=(23+24)		
																						Due and Demandable	Not Yet Due and Demandable	
1	2	3	4	5=(3+4)	6	7	8	9	10=(6+7+8+9)	11	12	13	14	15=(11+12+13+14)	16	17	18	19	20=(16+17+18+19)	21	22	23	24	
Sub-Total, Operations		161,534,000.00	(12,000.00)	161,522,000.00	161,534,000.00	(12,000.00)	0.00	0.00	161,522,000.00	55,342,092.82	30,237,040.83	0.00	0.00	85,579,133.25	30,549,077.53	43,924,032.46	0.00	0.00	74,473,109.99	0.00	75,942,866.78	327,038.93	10,776,984.33	
PS		38,089,000.00	(12,000.00)	38,077,000.00	38,089,000.00	(12,000.00)	0.00	0.00	38,077,000.00	11,486,340.58	8,078,416.39	0.00	0.00	19,574,756.97	8,321,275.50	11,058,956.96	0.00	0.00	19,380,232.46	0.00	16,502,243.03	178,548.99	15,975.52	
MOOE		124,458,000.00	0.00	124,458,000.00	124,458,000.00	0.00	0.00	0.00	124,458,000.00	43,845,752.04	21,705,953.14	0.00	0.00	65,551,705.18	22,227,802.03	32,412,404.40	0.00	0.00	54,640,206.43	0.00	58,906,294.82	145,489.94	10,763,008.81	
FinEx (if Applicable)		0.00	0.00	0.00	0.00	0.00	0.00	0.00	0.00	0.00	0.00	0.00	0.00	0.00	0.00	0.00	0.00	0.00	0.00	0.00	0.00	0.00	0.00	
CO		987,000.00	0.00	987,000.00	987,000.00	0.00	0.00	0.00	987,000.00	0.00	452,671.10	0.00	0.00	452,671.10	0.00	452,671.10	0.00	0.00	452,671.10	0.00	534,328.90	0.00	0.00	
Sub-Total, I. Agency Specific Budget		192,618,000.00	0.00	192,618,000.00	192,618,000.00	0.00	0.00	0.00	192,618,000.00	65,550,315.75	38,013,132.97	0.00	0.00	103,563,448.72	35,869,608.95	52,643,903.52	0.00	0.00	88,513,512.47	0.00	89,054,551.28	482,798.16	14,567,138.09	
PS		51,380,000.00	0.00	51,380,000.00	51,380,000.00	0.00	0.00	0.00	51,380,000.00	16,273,789.28	12,333,141.85	0.00	0.00	28,606,931.13	11,715,604.98	16,569,738.17	0.00	0.00	28,305,343.15	0.00	22,773,088.87	280,269.60	21,298.38	
MOOE		140,251,000.00	0.00	140,251,000.00	140,251,000.00	0.00	0.00	0.00	140,251,000.00	49,276,546.47	25,227,320.02	0.00	0.00	74,503,886.49	24,154,003.97	35,601,494.25	0.00	0.00	59,755,498.22	0.00	65,747,133.51	202,528.56	14,545,839.71	
FinEx (if Applicable)		0.00	0.00	0.00	0.00	0.00	0.00	0.00	0.00	0.00	0.00	0.00	0.00	0.00	0.00	0.00	0.00	0.00	0.00	0.00	0.00	0.00	0.00	
CO		987,000.00	0.00	987,000.00	987,000.00	0.00	0.00	0.00	987,000.00	0.00	452,671.10	0.00	0.00	452,671.10	0.00	452,671.10	0.00	0.00	452,671.10	0.00	534,328.90	0.00	0.00	
II. Automatic Appropriations		4,711,000.00	0.00	4,711,000.00	4,711,000.00	0.00	0.00	0.00	4,711,000.00	1,301,089.27	1,310,700.61	0.00	0.00	2,611,789.88	1,295,321.68	1,316,467.40	0.00	0.00	2,611,789.88	0.00	2,099,210.12	0.00	0.80	
Specific Budgets of National Government Agencies		4,711,000.00	0.00	4,711,000.00	4,711,000.00	0.00	0.00	0.00	4,711,000.00	1,301,089.27	1,310,700.61	0.00	0.00	2,611,789.88	1,295,321.68	1,316,467.40	0.00	0.00	2,611,789.88	0.00	2,099,210.12	0.00	0.80	
Retirement and Life Insurance Premiums		4,711,000.00	0.00	4,711,000.00	4,711,000.00	0.00	0.00	0.00	4,711,000.00	1,301,089.27	1,310,700.61	0.00	0.00	2,611,789.88	1,295,321.68	1,316,467.40	0.00	0.00	2,611,789.88	0.00	2,099,210.12	0.00	0.80	
PS		4,711,000.00	0.00	4,711,000.00	4,711,000.00	0.00	0.00	0.00	4,711,000.00	1,301,089.27	1,310,700.61	0.00	0.00	2,611,789.88	1,295,321.68	1,316,467.40	0.00	0.00	2,611,789.88	0.00	2,099,210.12	0.00	0.80	
Sub-Total II. Automatic Appropriations		4,711,000.00	0.00	4,711,000.00	4,711,000.00	0.00	0.00	0.00	4,711,000.00	1,301,089.27	1,310,700.61	0.00	0.00	2,611,789.88	1,295,321.68	1,316,467.40	0.00	0.00	2,611,789.88	0.00	2,099,210.12	0.00	0.80	
PS		4,711,000.00	0.00	4,711,000.00	4,711,000.00	0.00	0.00	0.00	4,711,000.00	1,301,089.27	1,310,700.61	0.00	0.00	2,611,789.88	1,295,321.68	1,316,467.40	0.00	0.00	2,611,789.88	0.00	2,099,210.12	0.00	0.80	
MOOE		0.00	0.00	0.00	0.00	0.00	0.00	0.00	0.00	0.00	0.00	0.00	0.00	0.00	0.00	0.00	0.00	0.00	0.00	0.00	0.00	0.00	0.00	
FinEx		0.00	0.00	0.00	0.00	0.00	0.00	0.00	0.00	0.00	0.00	0.00	0.00	0.00	0.00	0.00	0.00	0.00	0.00	0.00	0.00	0.00	0.00	
CO		0.00	0.00	0.00	0.00	0.00	0.00	0.00	0.00	0.00	0.00	0.00	0.00	0.00	0.00	0.00	0.00	0.00	0.00	0.00	0.00	0.00	0.00	
III. Special Purpose Fund		0.00	24,054,985.00	24,054,985.00	0.00	24,054,985.00	0.00	0.00	24,054,985.00	9,691,801.91	2,098,630.43	0.00	0.00	11,790,432.34	7,808,018.00	2,688,668.90	0.00	0.00	10,496,689.90	0.00	12,264,552.68	17,280.22	1,276,465.22	
Miscellaneous Personnel Benefits Fund		0.00	1,866,176.00	1,866,176.00	0.00	1,866,176.00	0.00	0.00	1,866,176.00	1,844,105.87	22,069.45	0.00	0.00	1,866,175.32	0.00	1,866,175.32	0.00	0.00	1,866,175.32	0.00	0.68	0.00	0.00	
PS		0.00	1,866,176.00	1,866,176.00	0.00	1,866,176.00	0.00	0.00	1,866,176.00	1,844,105.87	22,069.45	0.00	0.00	1,866,175.32	0.00	1,866,175.32	0.00	0.00	1,866,175.32	0.00	0.68	0.00	0.00	
Pension and Gratuity Fund		0.00	102,557.00	102,557.00	0.00	102,557.00	0.00	0.00	102,557.00	0.00	102,556.64	0.00	0.00	102,556.64	0.00	102,556.64	0.00	0.00	102,556.64	0.00	0.36	0.00	0.00	
PS		0.00	102,557.00	102,557.00	0.00	102,557.00	0.00	0.00	102,557.00	0.00	102,556.64	0.00	0.00	102,556.64	0.00	102,556.64	0.00	0.00	102,556.64	0.00	0.36	0.00	0.00	
Support to Foreign-Assisted Projects		0.00	22,086,252.00	22,086,252.00	0.00	22,086,252.00	0.00	0.00	22,086,252.00	7,847,696.04	1,974,004.34	0.00	0.00	9,821,700.38	7,808,018.00	719,938.94	0.00	0.00	8,527,954.94	0.00	12,264,551.62	17,280.22	1,276,465.22	
MOOE		0.00	22,086,252.00	22,086,252.00	0.00	22,086,252.00	0.00	0.00	22,086,252.00	7,847,696.04	1,974,004.34	0.00	0.00	9,821,700.38	7,808,018.00	719,938.94	0.00	0.00	8,527,954.94	0.00	12,264,551.62	17,280.22	1,276,465.22	
Sub-Total III. Special Purpose Fund		0.00	24,054,985.00	24,054,985.00	0.00	24,054,985.00	0.00	0.00	24,054,985.00	9,691,801.91	2,098,630.43	0.00	0.00	11,790,432.34	7,808,018.00	2,688,668.90	0.00	0.00	10,496,689.90	0.00	12,264,552.68	17,280.22	1,276,465.22	
PS		0.00	1,866,176.00	1,866,176.00	0.00	1,866,176.00	0.00	0.00	1,866,176.00	1,844,105.87	22,069.45	0.00	0.00	1,866,175.32	0.00	1,866,175.32	0.00	0.00	1,866,175.32	0.00	0.68	0.00	0.00	
MOOE		0.00	22,086,252.00	22,086,252.00	0.00	22,086,252.00	0.00	0.00	22,086,252.00	7,847,696.04	1,974,004.34	0.00	0.00	9,821,700.38	7,808,018.00	719,938.94	0.00	0.00	8,527,954.94	0.00	12,264,551.62	17,280.22	1,276,465.22	
FinEx		0.00	0.00	0.00	0.00	0.00	0.00	0.00	0.00	0.00	0.00	0.00	0.00	0.00	0.00	0.00	0.00	0.00	0.00	0.00	0.00	0.00	0.00	
CO		0.00	0.00	0.00	0.00	0.00	0.00	0.00	0.00	0.00	0.00	0.00	0.00	0.00	0.00	0.00	0.00	0.00	0.00	0.00	0.00	0.00	0.00	
IV. Reversion of the Unobligated Allotments charged against R.A. Nos. 11465 and 11494		0.00	0.00	0.00	0.00	0.00	0.00	0.00	0.00	0.00	0.00	0.00	0.00	0.00	0.00	0.00	0.00	0.00	0.00	0.00	0.00	0.00	0.00	
<b>GRAND TOTAL</b>		<b>197,329,000.00</b>	<b>24,054,985.00</b>	<b>221,383,985.00</b>	<b>197,329,000.00</b>	<b>24,054,985.00</b>	<b>0.00</b>	<b>0.00</b>	<b>221,383,985.00</b>	<b>76,543,266.93</b>	<b>41,422,464.61</b>	<b>0.00</b>	<b>0.00</b>	<b>117,965,870.94</b>	<b>44,972,948.63</b>	<b>56,649,039.82</b>	<b>0.00</b>	<b>0.00</b>	<b>101,621,988.45</b>	<b>0.00</b>	<b>103,418,314.06</b>	<b>500,078.38</b>	<b>15,843,604.11</b>	
PS		58,091,000.00	1,866,176.00	58,859,733.00	58,091,000.00	1,866,176.00	0.00	0.00	58,859,733.00	19,416,864.42	13,768,468.55	0.00	0.00	33,187,432.97	13,019,928.68	19,874,937.53	0.00	0.00	32,855,864.19	0.00	24,872,300.03	280,269.60	21,299.16	

Department : Department of Agriculture (DA)  
 Agency/Entity : Philippine Council for Agriculture and Fisheries  
 Operating Unit : < not applicable >  
 Organization Code (UACS) : 05 013 0000000  
 Fund Cluster : 01 - Regular Agency Fund  
 (e.g. UACS Fund Cluster: 01-Regular Agency Fund, 02-Foreign Assisted Projects Fund, 03-Special Account-Locally Funded/Domestic Grants Fund, and 04-Special Account-Foreign Assisted/Foreign Grants Fund)

X	Current Year Appropriations
	Supplemental Appropriations
	Continuing Appropriations

Particulars	UACS CODE	Appropriations		Allotments						Current Year Obligations					Current Year Disbursements				Balances				
		Authorized Appropriations	Adjustments (Transfer To/From, Modifications/ Augmentations)	Adjusted Appropriations	Allotments Received	Adjustments (Reductions, Modifications/ Augmentations)	Transfer To	Transfer From	Adjusted Total Allotments	1st Quarter Ending March 31	2nd Quarter Ending June 30	3rd Quarter Ending September 30	4th Quarter Ending December 31	Total	1st Quarter Ending March 31	2nd Quarter Ending June 30	3rd Quarter Ending September 30	4th Quarter Ending December 31	Total	Unreleased Appropriations	Unobligated Allotments	Unpaid Obligations(15-20)=(23+24)	
		3	4	5=(3+4)	6	7	8	9	10=[(6)+(7)+8+9]	11	12	13	14	15=(11+12+13+14)	16	17	18	19	20=(16+17+18+19)	21	22	23	24
MOOE		140,251,000.00	22,086,252.00	162,337,252.00	140,251,000.00	22,086,252.00	0.00	0.00	162,337,252.00	57,124,242.51	27,201,324.36	0.00	0.00	84,325,566.87	31,902,021.97	36,321,431.19	0.00	0.00	68,223,453.16	0.00	78,011,685.13	219,808.78	16,822,304.83
CO		987,000.00	0.00	987,000.00	987,000.00	0.00	0.00	0.00	987,000.00	0.00	452,671.10	0.00	0.00	452,671.10	0.00	452,671.10	0.00	0.00	452,671.10	0.00	534,328.90	0.00	0.00
Recapitulation by OO:																							
I. Agency Specific Budget		161,534,000.00	22,074,252.00	183,608,252.00	161,534,000.00	22,074,252.00	0.00	0.00	183,608,252.00	55,342,092.62	30,237,040.63	0.00	0.00	85,579,133.25	30,549,077.53	43,924,032.46	0.00	0.00	74,473,109.99	0.00	98,029,118.75	327,038.93	10,778,984.33
AGRICULTURE AND FISHERY STAKEHOLDERS ENGAGEMENT PROGRAM		161,534,000.00	22,074,252.00	183,608,252.00	161,534,000.00	22,074,252.00	0.00	0.00	183,608,252.00	55,342,092.62	30,237,040.63	0.00	0.00	85,579,133.25	30,549,077.53	43,924,032.46	0.00	0.00	74,473,109.99	0.00	98,029,118.75	327,038.93	10,778,984.33

Certified Correct:  
 JOSE BEDEFOR H. BESENIO  
 Chief, Budget Section  
 Date: July 25, 2023 09:20 AM

Certified Correct:  
 JUAN IVAN M. ACERILES  
 Chief, Accounting Section  
 Date: July 25, 2023 09:20 AM

Recommended Approval By:  
 CAROLINE M. ANAN  
 Chief, AFID  
 Date: July 25, 2023 09:28 AM

Approved By:  
 NESTOR D. DOMENDEZ JR.  
 Executive Director  
 Date: July 25, 2023 09:37 AM

**STATEMENT OF APPROPRIATIONS, ALLOTMENTS, OBLIGATIONS, DISBURSEMENTS AND BALANCES**  
As at the Quarter Ending June 30, 2023

Department : Department of Agriculture (DA)  
 Agency/Entity : Philippine Council for Agriculture and Fisheries  
 Operating Unit : < not applicable >  
 Organization Code (UACS) : 05 013 0000000  
 Fund Cluster : 01 - Regular Agency Fund

	Current Year Appropriations
	Supplemental Appropriations
X	Continuing Appropriations

(e.g. UACS Fund Cluster: 01-Regular Agency Fund, 02-Foreign Assisted Projects Fund, 03-Special Account-Locally Funded/Domestic Grants Fund, and 04-Special Account-Foreign Assisted/Foreign Grants Fund)

Particulars	UACS CODE	Appropriations					Allotments				Current Year Obligations				Current Year Disbursements					Balances			
		Authorized Appropriations	Adjustments (Transfer To/From, Realignment)	Adjusted Appropriations	Allotments Received	Adjustments (Withdrawal, Realignment)	Transfer To	Transfer From	Adjusted Total Allotments	1st Quarter Ending March 31	2nd Quarter Ending June 30	3rd Quarter Ending September 30	4th Quarter Ending December 31	Total	1st Quarter Ending March 31	2nd Quarter Ending June 30	3rd Quarter Ending September 30	4th Quarter Ending December 31	Total	Unreleased Appropriations	Unobligated Allotments	Unpaid Obligations (15-20)-(23+24)	
		3	4	5=(3+4)	6	7	8	9	10=(8+9)	11	12	13	14	15=(11+12+13+14)	16	17	18	19	20=(16+17+18+19)	21=(5-16)	22=(10-15)	23	24
I. Continuing Appropriations		10,958,046.79	0.00	10,958,046.79	10,958,046.79	0.00	0.00	10,958,046.79	8,066,472.17	2,209,959.19	0.00	0.00	10,306,431.36	3,336,902.07	5,008,055.51	0.00	0.00	8,344,967.58	0.00	851,615.43	0.00	1,961,463.78	
I. Agency Specific Budget		10,958,046.79	0.00	10,958,046.79	10,958,046.79	0.00	0.00	10,958,046.79	8,066,472.17	2,209,959.19	0.00	0.00	10,306,431.36	3,336,902.07	5,008,055.51	0.00	0.00	8,344,967.58	0.00	851,615.43	0.00	1,961,463.78	
General Administration and Support	1000000000000000	2,157,833.10	0.00	2,157,833.10	2,157,833.10	0.00	0.00	2,157,833.10	600,933.74	1,464,670.35	0.00	0.00	2,065,604.09	548,383.64	438,046.67	0.00	0.00	986,430.31	0.00	92,229.01	0.00	1,078,173.78	
General Management and Supervision	1000001000010000	2,157,833.10	0.00	2,157,833.10	2,157,833.10	0.00	0.00	2,157,833.10	600,933.74	1,464,670.35	0.00	0.00	2,065,604.09	548,383.64	438,046.67	0.00	0.00	986,430.31	0.00	92,229.01	0.00	1,078,173.78	
MOOE		1,972,227.10	0.00	1,972,227.10	1,972,227.10	0.00	0.00	1,972,227.10	600,933.74	1,344,670.35	0.00	0.00	1,945,604.09	548,383.64	438,046.67	0.00	0.00	986,430.31	0.00	26,623.01	0.00	959,173.78	
FinEx		15,000.00	0.00	15,000.00	15,000.00	0.00	0.00	15,000.00	0.00	0.00	0.00	0.00	0.00	0.00	0.00	0.00	0.00	15,000.00	0.00	15,000.00	0.00	0.00	
CO		170,606.00	0.00	170,606.00	170,606.00	0.00	0.00	170,606.00	0.00	120,000.00	0.00	0.00	120,000.00	0.00	0.00	0.00	0.00	0.00	0.00	50,606.00	0.00	120,000.00	
Sub-Total, General Administration and Support		2,157,833.10	0.00	2,157,833.10	2,157,833.10	0.00	0.00	2,157,833.10	600,933.74	1,464,670.35	0.00	0.00	2,065,604.09	548,383.64	438,046.67	0.00	0.00	986,430.31	0.00	92,229.01	0.00	1,078,173.78	
PS		0.00	0.00	0.00	0.00	0.00	0.00	0.00	0.00	0.00	0.00	0.00	0.00	0.00	0.00	0.00	0.00	0.00	0.00	0.00	0.00	0.00	
MOOE		1,972,227.10	0.00	1,972,227.10	1,972,227.10	0.00	0.00	1,972,227.10	600,933.74	1,344,670.35	0.00	0.00	1,945,604.09	548,383.64	438,046.67	0.00	0.00	986,430.31	0.00	26,623.01	0.00	959,173.78	
FinEx (if Applicable)		15,000.00	0.00	15,000.00	15,000.00	0.00	0.00	15,000.00	0.00	0.00	0.00	0.00	0.00	0.00	0.00	0.00	0.00	15,000.00	0.00	15,000.00	0.00	0.00	
CO		170,606.00	0.00	170,606.00	170,606.00	0.00	0.00	170,606.00	0.00	120,000.00	0.00	0.00	120,000.00	0.00	0.00	0.00	0.00	0.00	0.00	50,606.00	0.00	120,000.00	
Operations	3000000000000000	8,800,213.69	0.00	8,800,213.69	8,800,213.69	0.00	0.00	8,800,213.69	7,495,538.43	745,288.84	0.00	0.00	8,240,827.27	2,788,518.43	4,570,018.84	0.00	0.00	7,358,537.27	0.00	559,386.42	0.00	882,290.00	
CO : Enhanced Agriculture and Fishery Stakeholders Participation in Policy Development		8,800,213.69	0.00	8,800,213.69	8,800,213.69	0.00	0.00	8,800,213.69	7,495,538.43	745,288.84	0.00	0.00	8,240,827.27	2,788,518.43	4,570,018.84	0.00	0.00	7,358,537.27	0.00	559,386.42	0.00	882,290.00	
AGRICULTURE AND FISHERY STAKEHOLDERS ENGAGEMENT PROGRAM		8,800,213.69	0.00	8,800,213.69	8,800,213.69	0.00	0.00	8,800,213.69	7,495,538.43	745,288.84	0.00	0.00	8,240,827.27	2,788,518.43	4,570,018.84	0.00	0.00	7,358,537.27	0.00	559,386.42	0.00	882,290.00	
Development and Coordination of Agriculture and Fishery Policies	3101001000010000	2,340,575.83	0.00	2,340,575.83	2,340,575.83	0.00	0.00	2,340,575.83	2,340,575.83	0.00	0.00	0.00	2,340,575.83	1,137,643.50	1,182,082.33	0.00	0.00	2,319,725.83	0.00	0.00	0.00	20,850.00	
MOOE		2,340,575.83	0.00	2,340,575.83	2,340,575.83	0.00	0.00	2,340,575.83	2,340,575.83	0.00	0.00	0.00	2,340,575.83	1,137,643.50	1,182,082.33	0.00	0.00	2,319,725.83	0.00	0.00	0.00	20,850.00	
Planning, Monitoring and Knowledge Management	3101001000020000	4,652,142.32	0.00	4,652,142.32	4,652,142.32	0.00	0.00	4,652,142.32	4,652,142.32	0.00	0.00	0.00	4,652,142.32	1,545,830.02	2,824,072.30	0.00	0.00	4,369,902.32	0.00	0.00	0.00	282,240.00	
MOOE		4,652,142.32	0.00	4,652,142.32	4,652,142.32	0.00	0.00	4,652,142.32	4,652,142.32	0.00	0.00	0.00	4,652,142.32	1,545,830.02	2,824,072.30	0.00	0.00	4,369,902.32	0.00	0.00	0.00	282,240.00	
Partnership Development	3101001000030000	1,807,495.54	0.00	1,807,495.54	1,807,495.54	0.00	0.00	1,807,495.54	502,820.28	745,288.84	0.00	0.00	1,248,109.12	105,044.91	563,864.21	0.00	0.00	668,909.12	0.00	559,386.42	0.00	579,200.00	
MOOE		1,807,495.54	0.00	1,807,495.54	1,807,495.54	0.00	0.00	1,807,495.54	502,820.28	745,288.84	0.00	0.00	1,248,109.12	105,044.91	563,864.21	0.00	0.00	668,909.12	0.00	559,386.42	0.00	579,200.00	
Sub-Total, Operations		8,800,213.69	0.00	8,800,213.69	8,800,213.69	0.00	0.00	8,800,213.69	7,495,538.43	745,288.84	0.00	0.00	8,240,827.27	2,788,518.43	4,570,018.84	0.00	0.00	7,358,537.27	0.00	559,386.42	0.00	882,290.00	
PS		0.00	0.00	0.00	0.00	0.00	0.00	0.00	0.00	0.00	0.00	0.00	0.00	0.00	0.00	0.00	0.00	0.00	0.00	0.00	0.00	0.00	
MOOE		8,800,213.69	0.00	8,800,213.69	8,800,213.69	0.00	0.00	8,800,213.69	7,495,538.43	745,288.84	0.00	0.00	8,240,827.27	2,788,518.43	4,570,018.84	0.00	0.00	7,358,537.27	0.00	559,386.42	0.00	882,290.00	
FinEx (if Applicable)		0.00	0.00	0.00	0.00	0.00	0.00	0.00	0.00	0.00	0.00	0.00	0.00	0.00	0.00	0.00	0.00	0.00	0.00	0.00	0.00	0.00	
CO		0.00	0.00	0.00	0.00	0.00	0.00	0.00	0.00	0.00	0.00	0.00	0.00	0.00	0.00	0.00	0.00	0.00	0.00	0.00	0.00	0.00	

Department : Department of Agriculture (DA)  
 Agency/Entity : Philippine Council for Agriculture and Fisheries  
 Operating Unit : < not applicable >  
 Organization Code (UACS) : 05 013 0000000  
 Fund Cluster : 01 - Regular Agency Fund

	Current Year Appropriations
	Supplemental Appropriations
X	Continuing Appropriations

(e.g. UACS Fund Cluster: 01-Regular Agency Fund, 02-Foreign Assisted Projects Fund, 03-Special Account-Locally Funded/Domestic Grants Fund, and 04-Special Account-Foreign Assisted/Foreign Grants Fund)

Particulars	UACS CODE	Appropriations		Allotments					Current Year Obligations					Current Year Disbursements					Balances				
		Authorized Appropriations	Adjustments (Transfer To/From, Realignment)	Adjusted Appropriations	Allotments Received	Adjustments (Withdrawal, Realignment)	Transfer To	Transfer From	Adjusted Total Allotments	1st Quarter Ending March 31	2nd Quarter Ending June 30	3rd Quarter Ending September 30	4th Quarter Ending December 31	Total	1st Quarter Ending March 31	2nd Quarter Ending June 30	3rd Quarter Ending September 30	4th Quarter Ending December 31	Total	Unreleased Appropriations	Unobligated Allotments	Unpaid Obligations (15-20)=(23+24)	
		3	4	5=(3+4)	6	7	8	9	10=(8+(9)-(7)+6)	11	12	13	14	15=(11+12+13+14)	16	17	18	19	20=(16+17+18+19)	21=(5-16)	22=(10-15)	23	24
Sub-Total, I. Agency Specific Budget		10,958,046.79	0.00	10,958,046.79	10,958,046.79	0.00	0.00	0.00	10,958,046.79	8,096,472.17	2,209,959.19	0.00	0.00	10,306,431.36	3,336,902.07	5,005,065.51	0.00	0.00	8,344,967.58	0.00	651,615.43	0.00	1,961,463.76
PS		0.00	0.00	0.00	0.00	0.00	0.00	0.00	0.00	0.00	0.00	0.00	0.00	0.00	0.00	0.00	0.00	0.00	0.00	0.00	0.00	0.00	0.00
MOOE		10,772,440.79	0.00	10,772,440.79	10,772,440.79	0.00	0.00	0.00	10,772,440.79	8,096,472.17	2,099,959.19	0.00	0.00	8,240,827.27	3,336,902.07	5,005,065.51	0.00	0.00	7,359,537.27	0.00	586,009.43	0.00	1,841,463.76
FinEx (If Applicable)		15,000.00	0.00	15,000.00	15,000.00	0.00	0.00	0.00	15,000.00	0.00	0.00	0.00	0.00	0.00	0.00	0.00	0.00	0.00	0.00	0.00	15,000.00	0.00	0.00
CO		170,606.00	0.00	170,606.00	170,606.00	0.00	0.00	0.00	170,606.00	0.00	120,000.00	0.00	0.00	0.00	0.00	0.00	0.00	0.00	0.00	0.00	50,606.00	0.00	120,000.00
<b>GRAND TOTAL</b>		<b>10,958,046.79</b>	<b>0.00</b>	<b>10,958,046.79</b>	<b>10,958,046.79</b>	<b>0.00</b>	<b>0.00</b>	<b>0.00</b>	<b>10,958,046.79</b>	<b>8,096,472.17</b>	<b>2,209,959.19</b>	<b>0.00</b>	<b>0.00</b>	<b>10,306,431.36</b>	<b>3,336,902.07</b>	<b>5,005,065.51</b>	<b>0.00</b>	<b>0.00</b>	<b>8,344,967.58</b>	<b>0.00</b>	<b>651,615.43</b>	<b>0.00</b>	<b>1,961,463.76</b>
PS		0.00	0.00	0.00	0.00	0.00	0.00	0.00	0.00	0.00	0.00	0.00	0.00	0.00	0.00	0.00	0.00	0.00	0.00	0.00	0.00	0.00	0.00
MOOE		10,772,440.79	0.00	10,772,440.79	10,772,440.79	0.00	0.00	0.00	10,772,440.79	8,096,472.17	2,099,959.19	0.00	0.00	10,186,431.36	3,336,902.07	5,005,065.51	0.00	0.00	8,344,967.58	0.00	586,009.43	0.00	1,841,463.76
FinEx (If Applicable)		15,000.00	0.00	15,000.00	15,000.00	0.00	0.00	0.00	15,000.00	0.00	0.00	0.00	0.00	0.00	0.00	0.00	0.00	0.00	0.00	0.00	15,000.00	0.00	0.00
CO		170,606.00	0.00	170,606.00	170,606.00	0.00	0.00	0.00	170,606.00	0.00	120,000.00	0.00	0.00	120,000.00	0.00	0.00	0.00	0.00	0.00	0.00	50,606.00	0.00	120,000.00

Certified Correct:  
 JOSE RIDENTOR H. BESENIO  
 Chief, Budget Section  
 Date: July 25, 2023 09:20 AM

Certified Correct:  
 MARIA DIVINA G. GONZALES  
 Chief, Accounting Section  
 Date: July 25, 2023 09:30 AM

Recommending Approval By:  
 CARL L. S. SERRANO  
 Chief, AFMS  
 Date: July 25, 2023 09:28 AM

Approved By:  
 NESTOR D. DOMENDEN, PESO IV  
 Executive Director III  
 Date: July 25, 2023 09:37 AM

SUMMARY OF APPROPRIATIONS, ALLOTMENTS, OBLIGATIONS, DISBURSEMENTS AND BALANCES BY OBJECT OF EXPENDITURES

As at the Quarter Ending June 30, 2023

Department : Department of Agriculture (DA)  
 Agency/Entity : Philippine Council for Agriculture and Fisheries  
 Operating Unit : < not applicable >  
 Organization Code (UACS) : 05 013 0000000  
 Fund Cluster : 01 - Regular Agency Fund  
 (e.g. UACS Fund Cluster: 01-Regular Agency Fund, 02-Foreign Assisted Projects Fund, 03-Special Account-Locally Funded/Domestic Grants Fund, and 04-Special Account-Foreign Assisted/Foreign Grants Fund)

X	Current Year Appropriations
	Supplemental Appropriations
	Continuing Appropriations

Particulars	UACS CODE	Appropriations			Allotments					Obligations					Disbursements				Balances				
		Authorized Appropriations	Adjustments (Transfer To/From, Modifications/ Augmentations)	Adjusted Appropriations	Allotments Received	Adjustments (Reductions, Modifications/ Augmentations)	Transfer To	Transfer From	Adjusted Allotments	1st Quarter Ending March 31	2nd Quarter Ending June 30	3rd Quarter Ending September 30	4th Quarter Ending December 31	Total	1st Quarter Ending March 31	2nd Quarter Ending June 30	3rd Quarter Ending September 30	4th Quarter Ending December 31	Total	Unreleased Appropriations	Unobligated Allotments	Unpaid Obligations (15-20)=(23+24)	
		3	4	5=(3+4)	6	7	8	9	10=[(6)-(7)-4+9]	11	12	13	14	15=(11+12+13+14)	16	17	18	19	20=(16+17+18+19)	21=(5-16)	22=(10-15)	23	24
SUMMARY		197,329,000.00	24,054,985.00	221,383,985.00	197,329,000.00	24,054,985.00	0.00	221,383,985.00	78,543,206.93	41,422,464.01	0.00	0.00	117,965,670.94	44,972,948.63	56,649,039.82	0.00	0.00	101,621,988.45	0.00	103,418,314.06	500,078.38	15,843,604.11	
A. AGENCY SPECIFIC BUDGET		192,818,000.00	0.00	192,818,000.00	192,818,000.00	0.00	0.00	192,818,000.00	65,550,315.75	38,013,132.97	0.00	0.00	103,563,448.72	35,869,608.65	52,843,903.52	0.00	0.00	88,513,512.47	0.00	89,054,551.28	482,798.16	14,567,138.09	
Personnel Services		51,380,000.00	0.00	51,380,000.00	51,380,000.00	0.00	0.00	51,380,000.00	16,273,769.28	12,333,141.85	0.00	0.00	28,606,911.13	11,715,604.98	16,889,738.18	0.00	0.00	28,305,343.16	0.00	22,773,088.87	280,269.60	21,298.37	
Salaries and Wages	5010100000	39,263,000.00	(502,408.55)	38,760,591.45	39,263,000.00	(502,408.55)	0.00	38,760,591.45	14,541,773.26	7,277,400.05	0.00	0.00	21,819,173.31	10,647,518.04	10,891,002.19	0.00	0.00	21,538,520.23	0.00	16,941,420.14	280,269.60	383.48	
Salaries and Wages - Regular	5010101000	39,263,000.00	(502,408.55)	38,760,591.45	39,263,000.00	(502,408.55)	0.00	38,760,591.45	14,541,773.26	7,277,400.05	0.00	0.00	21,819,173.31	10,647,518.04	10,891,002.19	0.00	0.00	21,538,520.23	0.00	16,941,420.14	280,269.60	383.48	
Basic Salary - Civilian	5010101001	39,263,000.00	(502,408.55)	38,760,591.45	39,263,000.00	(502,408.55)	0.00	38,760,591.45	14,541,773.26	7,277,400.05	0.00	0.00	21,819,173.31	10,647,518.04	10,891,002.19	0.00	0.00	21,538,520.23	0.00	16,941,420.14	280,269.60	383.48	
Other Compensation	5010200000	10,088,000.00	502,408.55	10,590,408.55	10,088,000.00	502,408.55	0.00	10,590,408.55	1,441,505.92	4,109,730.48	0.00	0.00	5,551,236.38	602,696.84	4,735,185.00	0.00	0.00	5,537,781.64	0.00	5,039,170.17	0.00	13,454.54	
Personal Economic Relief Allowance (PERA)	5010201000	1,896,000.00	0.00	1,896,000.00	1,896,000.00	0.00	0.00	1,896,000.00	703,636.37	350,545.46	0.00	0.00	1,054,181.83	526,727.29	526,000.00	0.00	0.00	1,052,727.29	0.00	841,818.17	0.00	1,454.54	
PERA - Civilian	5010201001	1,896,000.00	0.00	1,896,000.00	1,896,000.00	0.00	0.00	1,896,000.00	703,636.37	350,545.46	0.00	0.00	1,054,181.83	526,727.29	526,000.00	0.00	0.00	1,052,727.29	0.00	841,818.17	0.00	1,454.54	
Representation Allowance (RA)	5010202000	192,000.00	34,250.00	226,250.00	192,000.00	34,250.00	0.00	226,250.00	113,750.00	0.00	0.00	0.00	226,250.00	112,500.00	0.00	0.00	0.00	226,250.00	0.00	0.00	0.00	0.00	
Transportation Allowance (TA)	5010203000	192,000.00	0.00	192,000.00	192,000.00	0.00	0.00	192,000.00	84,500.00	72,000.00	0.00	0.00	136,500.00	64,500.00	72,000.00	0.00	0.00	136,500.00	0.00	55,500.00	0.00	0.00	
Transportation Allowance (TA)	5010203001	192,000.00	0.00	192,000.00	192,000.00	0.00	0.00	192,000.00	84,500.00	72,000.00	0.00	0.00	136,500.00	64,500.00	72,000.00	0.00	0.00	136,500.00	0.00	55,500.00	0.00	0.00	
Clothing/Uniform Allowance	5010204000	474,000.00	30,000.00	504,000.00	474,000.00	30,000.00	0.00	504,000.00	482,000.00	42,000.00	0.00	0.00	504,000.00	0.00	492,000.00	0.00	0.00	492,000.00	0.00	0.00	0.00	12,000.00	
Clothing/Uniform Allowance - Civilian	5010204001	474,000.00	30,000.00	504,000.00	474,000.00	30,000.00	0.00	504,000.00	482,000.00	42,000.00	0.00	0.00	504,000.00	0.00	492,000.00	0.00	0.00	492,000.00	0.00	0.00	0.00	12,000.00	
Year End Bonus	5010214000	3,272,000.00	0.00	3,272,000.00	3,272,000.00	0.00	0.00	3,272,000.00	0.00	0.00	0.00	0.00	0.00	0.00	0.00	0.00	0.00	0.00	0.00	0.00	3,272,000.00	0.00	0.00
Bonus - Civilian	5010214001	3,272,000.00	0.00	3,272,000.00	3,272,000.00	0.00	0.00	3,272,000.00	0.00	0.00	0.00	0.00	0.00	0.00	0.00	0.00	0.00	0.00	0.00	0.00	3,272,000.00	0.00	0.00
Cash Gift	5010215000	395,000.00	0.00	395,000.00	395,000.00	0.00	0.00	395,000.00	0.00	0.00	0.00	0.00	0.00	0.00	0.00	0.00	0.00	0.00	0.00	0.00	395,000.00	0.00	0.00
Cash Gift - Civilian	5010215001	395,000.00	0.00	395,000.00	395,000.00	0.00	0.00	395,000.00	0.00	0.00	0.00	0.00	0.00	0.00	0.00	0.00	0.00	0.00	0.00	0.00	395,000.00	0.00	0.00
Mid-Year Bonus - Civilian	5010216000	3,272,000.00	340,537.00	3,612,537.00	3,272,000.00	340,537.00	0.00	3,612,537.00	0.00	3,532,685.00	0.00	0.00	3,532,685.00	0.00	3,532,685.00	0.00	0.00	3,532,685.00	0.00	79,852.00	0.00	0.00	
Mid-Year Bonus - Civilian	5010216001	3,272,000.00	340,537.00	3,612,537.00	3,272,000.00	340,537.00	0.00	3,612,537.00	0.00	3,532,685.00	0.00	0.00	3,532,685.00	0.00	3,532,685.00	0.00	0.00	3,532,685.00	0.00	79,852.00	0.00	0.00	
Other Bonuses and Allowances	5010299000	395,000.00	97,619.55	492,619.55	395,000.00	97,619.55	0.00	492,619.55	97,619.55	0.00	0.00	0.00	97,619.55	97,619.55	0.00	0.00	0.00	97,619.55	0.00	395,000.00	0.00	0.00	
Productivity Enhancement Incentive - Civilian	5010299012	395,000.00	0.00	395,000.00	395,000.00	0.00	0.00	395,000.00	0.00	0.00	0.00	0.00	0.00	0.00	0.00	0.00	0.00	0.00	0.00	0.00	395,000.00	0.00	0.00
Performance Based Bonus - Civilian	5010299014	0.00	97,619.55	97,619.55	0.00	97,619.55	0.00	97,619.55	97,619.55	0.00	0.00	0.00	97,619.55	97,619.55	0.00	0.00	0.00	97,619.55	0.00	0.00	0.00	0.00	
Personnel Benefit Contributions	5010300000	1,055,000.00	0.00	1,055,000.00	1,055,000.00	0.00	0.00	1,055,000.00	285,690.10	283,050.02	0.00	0.00	528,540.12	265,490.10	263,050.02	0.00	0.00	528,540.12	0.00	528,459.88	0.00	0.00	
Pag-IBIG Contributions	5010302000	94,000.00	0.00	94,000.00	94,000.00	0.00	0.00	94,000.00	26,400.00	26,400.00	0.00	0.00	53,000.00	26,600.00	26,400.00	0.00	0.00	53,000.00	0.00	41,000.00	0.00	0.00	
Pag-IBIG - Civilian	5010302001	94,000.00	0.00	94,000.00	94,000.00	0.00	0.00	94,000.00	26,600.00	26,400.00	0.00	0.00	53,000.00	26,600.00	26,400.00	0.00	0.00	53,000.00	0.00	41,000.00	0.00	0.00	
PhilHealth Contributions	5010303000	867,000.00	0.00	867,000.00	867,000.00	0.00	0.00	867,000.00	212,390.10	210,250.02	0.00	0.00	422,640.12	212,390.10	210,250.02	0.00	0.00	422,640.12	0.00	444,359.88	0.00	0.00	
PhilHealth - Civilian	5010303001	867,000.00	0.00	867,000.00	867,000.00	0.00	0.00	867,000.00	212,390.10	210,250.02	0.00	0.00	422,640.12	212,390.10	210,250.02	0.00	0.00	422,640.12	0.00	444,359.88	0.00	0.00	
Employees Compensation Insurance Premiums	5010304000	94,000.00	0.00	94,000.00	94,000.00	0.00	0.00	94,000.00	26,500.00	26,400.00	0.00	0.00	52,900.00	26,500.00	26,400.00	0.00	0.00	52,900.00	0.00	41,100.00	0.00	0.00	
ECIP - Civilian	5010304001	94,000.00	0.00	94,000.00	94,000.00	0.00	0.00	94,000.00	26,500.00	26,400.00	0.00	0.00	52,900.00	26,500.00	26,400.00	0.00	0.00	52,900.00	0.00	41,100.00	0.00	0.00	
Other Personnel Benefits	5010400000	974,000.00	0.00	974,000.00	974,000.00	0.00	0.00	974,000.00	25,000.00	682,961.32	0.00	0.00	707,961.32	0.00	700,500.97	0.00	0.00	700,500.97	0.00	288,038.68	0.00	7,460.35	
Terminal Leave Benefits	5010403000	830,000.00	0.00	830,000.00	830,000.00	0.00	0.00	830,000.00	0.00	670,500.97	0.00	0.00	670,500.97	0.00	670,500.97	0.00	0.00	670,500.97	0.00	159,499.03	0.00	0.00	
Terminal Leave Benefits - Civilian	5010403001	830,000.00	0.00	830,000.00	830,000.00	0.00	0.00	830,000.00	0.00	670,500.97	0.00	0.00	670,500.97	0.00	670,500.97	0.00	0.00	670,500.97	0.00	159,499.03	0.00	0.00	
Other Personnel Benefits	5010409000	144,000.00	0.00	144,000.00	144,000.00	0.00	0.00	144,000.00	25,000.00	12,460.35	0.00	0.00	37,460.35	0.00	30,000.00	0.00	0.00	30,000.00	0.00	106,539.65	0.00	7,460.35	
Lump-sum for Step Increments - Length of Service	5010499010	99,000.00	0.00	99,000.00	99,000.00	0.00	0.00	99,000.00	0.00	7,460.35	0.00	0.00	7,460.35	0.00	0.00	0.00	0.00	0.00	0.00	91,539.65	0.00	7,460.35	
Loyalty Award - Civilian	5010499015	45,000.00	0.00	45,000.00	45,000.00	0.00	0.00	45,000.00	25,000.00	0.00	0.00	0.00	30,000.00	0.00	30,000.00	0.00	0.00	30,000.00					

Department : Department of Agriculture (DA)  
 Agency/Entity : Philippine Council for Agriculture and Fisheries  
 Operating Unit : < not applicable >  
 Organization Code (UACS) : 05 013 0000000  
 Fund Cluster : 01 - Regular Agency Fund  
 (e.g. UACS Fund Cluster: 01-Regular Agency Fund, 02-Foreign Assisted Projects Fund, 03-Special Account-Locally Funded/Domestic Grants Fund, and 04-Special Account-Foreign Assisted/Foreign Grants Fund)

X	Current Year Appropriations
	Supplemental Appropriations
	Continuing Appropriations

Particulars	UACS CODE	Appropriations					Allotments					Obligations					Disbursements					Balances				
		Authorized Appropriations	Adjustments (Transfer To/From, Modifications/Augmentations)	Adjusted Appropriations	Allotments Received	Adjustments (Reductions, Modifications/Augmentations)	Transfer To	Transfer From	Adjusted Allotments	1st Quarter Ending March 31	2nd Quarter Ending June 30	3rd Quarter Ending September 30	4th Quarter Ending December 31	Total	1st Quarter Ending March 31	2nd Quarter Ending June 30	3rd Quarter Ending September 30	4th Quarter Ending December 31	Total	Unreleased Appropriations	Unobligated Allotments	Unpaid Obligations (15-20)=(23+24)				
		3	4	5=(3+4)	6	7	8	9	10=[(6)+(7)-(8)+(9)]	11	12	13	14	15=(11+12+13+14)	16	17	18	19	20=(16+17+18+19)	21=(5-10)	22=(10-15)	23	24			
Office Equipment	5020321002	0.00	28,996.00	28,996.00	0.00	28,996.00	0.00	0.00	28,996.00	9,999.00	18,997.00	0.00	0.00	28,996.00	9,999.00	9,723.79	0.00	0.00	19,722.79	0.00	0.00	273.21	9,000.00			
Information and Communications Technology Equipment	5020321003	2,000.00	399,891.05	401,891.05	2,000.00	399,891.05	0.00	0.00	401,891.05	0.00	401,891.05	0.00	0.00	401,891.05	0.00	284,610.71	0.00	0.00	284,610.71	0.00	0.00	589.29	116,691.05			
Semi-Expendable Furniture, Fixtures and Books	5020322000	96,000.00	0.00	96,000.00	96,000.00	0.00	0.00	96,000.00	0.00	68,900.00	0.00	0.00	0.00	68,900.00	0.00	0.00	0.00	0.00	0.00	0.00	27,100.00	0.00	68,900.00			
Furniture and Fixtures	5020322001	96,000.00	0.00	96,000.00	96,000.00	0.00	0.00	96,000.00	0.00	68,900.00	0.00	0.00	0.00	68,900.00	0.00	0.00	0.00	0.00	0.00	0.00	27,100.00	0.00	68,900.00			
Other Supplies and Materials Expenses	5020390000	6,708,000.00	(824,387.05)	5,883,612.95	6,708,000.00	(824,387.05)	0.00	0.00	5,883,612.95	170,756.47	726,987.94	0.00	0.00	897,744.41	70,316.00	225,096.41	0.00	0.00	205,413.31	0.00	0.00	4,985,868.54	4,280.36	598,056.74		
Utility Expenses	5020400000	3,700,000.00	0.00	3,700,000.00	3,700,000.00	0.00	0.00	3,700,000.00	1,053,161.24	864,354.74	0.00	0.00	1,917,515.98	727,902.89	1,109,728.91	0.00	0.00	0.00	1,837,631.80	0.00	1,782,464.02	24,384.18	58,560.00			
Water Expenses	5020401000	1,200,000.00	0.00	1,200,000.00	1,200,000.00	0.00	0.00	1,200,000.00	385,789.88	296,070.54	0.00	0.00	681,860.42	305,533.23	316,500.45	0.00	0.00	0.00	622,033.68	0.00	518,139.58	4,326.74	65,500.00			
Electricity Expenses	5020402000	2,500,000.00	0.00	2,500,000.00	2,500,000.00	0.00	0.00	2,500,000.00	667,371.36	568,284.20	0.00	0.00	1,235,655.58	422,369.66	793,228.46	0.00	0.00	0.00	1,215,598.12	0.00	1,264,344.44	20,057.44	0.00			
Communication Expenses	5020500000	6,490,000.00	126,306.00	6,616,306.00	6,490,000.00	126,306.00	0.00	0.00	6,616,306.00	3,511,221.82	1,795,790.10	0.00	0.00	5,307,011.92	1,027,502.92	1,478,846.54	0.00	0.00	2,508,349.51	0.00	1,309,293.08	18,522.51	2,782,139.90			
Postage and Courier Services	5020501000	590,000.00	126,306.00	706,306.00	590,000.00	126,306.00	0.00	0.00	706,306.00	569,105.00	0.00	0.00	0.00	569,105.00	283,505.00	8,552.34	0.00	0.00	292,057.34	0.00	137,200.00	105.44	278,042.22			
Telephone Expenses	5020502000	2,927,000.00	0.00	2,927,000.00	2,927,000.00	0.00	0.00	2,927,000.00	32,120.82	1,795,790.10	0.00	0.00	1,829,910.92	32,144.46	743,295.21	0.00	0.00	0.00	1,097,089.06	0.00	1,097,089.06	3,271.25	1,051,200.00			
Mobile	5020502001	2,377,000.00	0.00	2,377,000.00	2,377,000.00	0.00	0.00	2,377,000.00	4,908.00	1,688,784.23	0.00	0.00	1,691,782.23	4,841.81	835,684.23	0.00	0.00	0.00	840,426.04	0.00	885,217.77	156.19	1,051,200.00			
Landline	5020502002	550,000.00	0.00	550,000.00	550,000.00	0.00	0.00	550,000.00	29,122.82	109,006.87	0.00	0.00	138,128.69	27,302.65	107,710.98	0.00	0.00	0.00	135,013.83	0.00	411,871.31	3,115.06	0.00			
Internet Subscription Expenses	5020503000	2,883,000.00	0.00	2,883,000.00	2,883,000.00	0.00	0.00	2,883,000.00	2,907,986.00	0.00	0.00	0.00	2,907,986.00	711,853.51	726,988.98	0.00	0.00	0.00	1,438,852.50	0.00	76,004.00	15,145.82	1,453,997.68			
Awards/Rewards and Prizes	5020600000	3,158,000.00	390,000.00	3,548,000.00	3,158,000.00	390,000.00	0.00	0.00	3,548,000.00	0.00	414,500.00	0.00	0.00	414,500.00	0.00	334,600.00	0.00	0.00	334,600.00	0.00	3,133,500.00	0.00	80,000.00			
Awards/Rewards Expenses	5020601000	0.00	390,000.00	390,000.00	0.00	390,000.00	0.00	0.00	390,000.00	0.00	390,000.00	0.00	0.00	390,000.00	0.00	310,000.00	0.00	0.00	310,000.00	0.00	0.00	0.00	80,000.00			
Awards/Rewards Expenses	5020601001	0.00	390,000.00	390,000.00	0.00	390,000.00	0.00	0.00	390,000.00	0.00	390,000.00	0.00	0.00	390,000.00	0.00	310,000.00	0.00	0.00	310,000.00	0.00	0.00	0.00	80,000.00			
Prizes	5020602000	3,158,000.00	0.00	3,158,000.00	3,158,000.00	0.00	0.00	3,158,000.00	0.00	24,500.00	0.00	0.00	0.00	24,500.00	0.00	24,500.00	0.00	0.00	24,500.00	0.00	3,133,500.00	0.00	0.00			
Confidential, Intelligence and Extraordinary	5021000000	136,000.00	0.00	136,000.00	136,000.00	0.00	0.00	136,000.00	33,900.00	33,900.00	0.00	0.00	67,800.00	33,900.00	22,600.00	0.00	0.00	0.00	56,500.00	0.00	68,200.00	0.00	11,300.00			
Extraordinary and Miscellaneous Expenses	5021003000	136,000.00	0.00	136,000.00	136,000.00	0.00	0.00	136,000.00	33,900.00	33,900.00	0.00	0.00	67,800.00	33,900.00	22,600.00	0.00	0.00	0.00	56,500.00	0.00	68,200.00	0.00	11,300.00			
Professional Services	5021100000	28,591,000.00	24,790.34	28,615,790.34	28,591,000.00	24,790.34	0.00	0.00	28,615,790.34	8,761,385.78	1,644,548.53	0.00	0.00	10,305,934.31	3,121,162.05	5,376,295.61	0.00	0.00	6,497,457.69	0.00	18,309,858.03	10,879.23	1,787,595.39			
Legal Services	5021101000	42,000.00	550.00	42,550.00	42,000.00	550.00	0.00	0.00	42,550.00	8,200.00	11,300.00	0.00	0.00	19,500.00	8,200.00	11,300.00	0.00	0.00	19,500.00	0.00	23,050.00	0.00	0.00			
Auditing Services	5021102000	200,000.00	0.00	200,000.00	200,000.00	0.00	0.00	200,000.00	1,720.75	115,909.23	0.00	0.00	117,629.98	1,613.21	6,775.45	0.00	0.00	0.00	8,388.66	0.00	82,370.02	215.09	109,028.23			
Consultancy Services	5021103000	12,570,000.00	0.00	12,570,000.00	12,570,000.00	0.00	0.00	12,570,000.00	0.00	0.00	0.00	0.00	0.00	0.00	0.00	0.00	0.00	0.00	0.00	0.00	12,570,000.00	0.00	0.00			
Consultancy Services	5021103002	12,570,000.00	0.00	12,570,000.00	12,570,000.00	0.00	0.00	12,570,000.00	0.00	0.00	0.00	0.00	0.00	0.00	0.00	0.00	0.00	0.00	0.00	0.00	12,570,000.00	0.00	0.00			
Other Professional Services	5021199000	15,779,000.00	24,240.34	15,803,240.34	15,779,000.00	24,240.34	0.00	0.00	15,803,240.34	8,751,465.03	1,417,337.30	0.00	0.00	10,168,802.33	3,111,348.84	5,358,220.19	0.00	0.00	6,469,569.03	0.00	5,634,438.01	10,664.14	1,688,569.16			
General Services	5021200000	7,200,000.00	(32,036.32)	7,167,963.68	7,200,000.00	(32,036.32)	0.00	0.00	7,167,963.68	2,711,353.79	678,003.75	0.00	0.00	3,387,357.54	533,888.34	860,284.23	0.00	0.00	1,394,172.57	0.00	3,780,606.14	12,493.05	1,980,691.92			
Janitorial Services	5021202000	2,800,000.00	(32,036.32)	2,767,963.68	2,800,000.00	(32,036.32)	0.00	0.00	2,767,963.68	2,371,854.72	0.00	0.00	0.00	2,371,854.72	194,389.27	164,280.48	0.00	0.00	378,669.75	0.00	198,108.96	12,493.05	1,980,691.92			
Security Services	5021203000	4,400,000.00	0.00	4,400,000.00	4,400,000.00	0.00	0.00	4,400,000.00	339,499.07	678,003.75	0.00	0.00	1,015,502.82	339,499.07	676,003.75	0.00	0.00	0.00	1,015,502.82	0.00	3,584,497.18	0.00	0.00			
Repairs and Maintenance	5021300000	1,354,000.00	32,036.32	1,386,036.32	1,354,000.00	32,036.32	0.00	0.00	1,386,036.32	313,537.00	429,875.19	0.00	0.00	743,412.19	98,887.50	403,499.89	0.00	0.00	602,177.19	0.00	642,624.13	18,421.07	222,813.93			
Repairs and Maintenance - Buildings and Other	5021304000	784,000.00	(8,413.68)	775,586.32	784,000.00	(8,413.68)	0.00	0.00	775,586.32	96,500.00	126,279.00	0.00	0.00	222,779.00	0.00	122,490.07	0.00	0.00	122,490.07	0.00	552,807.32	5,413.93	94,875.00			
Buildings	5021304001	784,000.00	(8,413.68)	775,586.32	784,000.00	(8,413.68)	0.00	0.00	775,586.32	96,500.00	126,279.00	0.00	0.00	222,779.00	0.00	122,490.07	0.00	0.00	122,490.07	0.00	552,807.32	5,413.93	94,875.00			
Repairs and Maintenance - Machinery and	5021305000	250,000.00	0.00	250,000.00	250,000.00	0.00	0.00	250,000.00	184,800.00	125,590.00	0.00	0.00	290,450.00	53,687.50	155,267.86	0.00	0.00	0.00	208,955.36	0.00	0.00	6,094.64	75,400.00			
Office Equipment	5021305002	250,000.00	40,450.00	290,450.00	250,000.00	40,450.00	0.00	0.00	290,450.00	184,800.00	125,590.00	0.00	0.00	290,450.00	53,687.50	155,267.86	0.00	0.00	208,955.36	0.00	0.00	6,094.64	75,400.00			
Repairs and Maintenance - Transportation	5021306000	300,000.00	0.00	300,000.00	300,000.00	0.00	0.00	300,000.00	42,137.00	178,046.19	0.00	0.00	220,183.19	35,000.00	125,731.76	0.00	0.00	0.00	160,731.76	0.00	79,816.81	6,				

Department : Department of Agriculture (DA)  
 Agency/Entity : Philippine Council for Agriculture and Fisheries  
 Operating Unit : < not applicable >  
 Organization Code (UACS) : 05 013 000000  
 Fund Cluster : 01 - Regular Agency Fund  
 (e.g. UACS Fund Cluster: 01-Regular Agency Fund, 02-Foreign Assisted Projects Fund, 03-Special Account-Locally Funded/Domestic Grants Fund, and 04-Special Account-Foreign Assisted/Foreign Grants Fund)

X Current Year Appropriations  
 Supplemental Appropriations  
 Continuing Appropriations

Particulars	UACS CODE	Appropriations					Allotments					Obligations					Disbursements					Balances			
		Authorized Appropriations	Adjustments (Transfer To/From, Modifications/Augmentations)	Adjusted Appropriations	Allotments Received	Adjustments (Reductions, Modifications/Augmentations)	Transfer To	Transfer From	Adjusted Allotments	1st Quarter Ending March 31	2nd Quarter Ending June 30	3rd Quarter Ending September 30	4th Quarter Ending December 31	Total	1st Quarter Ending March 31	2nd Quarter Ending June 30	3rd Quarter Ending September 30	4th Quarter Ending December 31	Total	Unreleased Appropriations	Unobligated Allotments	Unpaid Obligations (15-20)=(23+24)			
		3	4	5=(3+4)	6	7	8	9	10=[(6)+(7)-(4)+(9)]	11	12	13	14	15=(11+12+13+14)	16	17	18	19	20=(16+17+18+19)	21=(5-10)	22=(10-18)	23	24		
Other Maintenance and Operating Expenses	502999099	6,561,000.00	(248,840.00)	6,312,160.00	6,561,000.00	(248,840.00)	0.00	0.00	6,312,160.00	206,344.50	3,432,027.67	0.00	0.00	3,638,372.17	94,801.00	3,408,875.68	0.00	0.00	3,503,776.69	0.00	2,693,787.83	73.44	134,522.04		
Capital Outlays		987,000.00	0.00	987,000.00	987,000.00	0.00	0.00	0.00	987,000.00	0.00	452,871.10	0.00	0.00	452,871.10	0.00	452,871.10	0.00	0.00	452,871.10	0.00	534,328.90	0.00	0.00		
Property, Plant and Equipment Outlay	506040000	987,000.00	0.00	987,000.00	987,000.00	0.00	0.00	0.00	987,000.00	0.00	452,871.10	0.00	0.00	452,871.10	0.00	452,871.10	0.00	0.00	452,871.10	0.00	534,328.90	0.00	0.00		
Machinery and Equipment Outlay	5060405000	987,000.00	0.00	987,000.00	987,000.00	0.00	0.00	0.00	987,000.00	0.00	452,871.10	0.00	0.00	452,871.10	0.00	452,871.10	0.00	0.00	452,871.10	0.00	534,328.90	0.00	0.00		
Information and Communication Technology Equipment	5060405003	987,000.00	0.00	987,000.00	987,000.00	0.00	0.00	0.00	987,000.00	0.00	452,871.10	0.00	0.00	452,871.10	0.00	452,871.10	0.00	0.00	452,871.10	0.00	534,328.90	0.00	0.00		
<b>B. AUTOMATIC APPROPRIATIONS</b>		4,711,000.00	0.00	4,711,000.00	4,711,000.00	0.00	0.00	0.00	4,711,000.00	1,301,089.27	1,310,700.61	0.00	0.00	2,611,789.88	1,295,321.68	1,316,467.40	0.00	0.00	2,611,789.88	0.00	2,099,210.12	0.00	0.80		
Retirement and Life Insurance Premiums	4,711,000.00	0.00	4,711,000.00	4,711,000.00	0.00	0.00	0.00	0.00	4,711,000.00	1,301,089.27	1,310,700.61	0.00	0.00	2,611,789.88	1,295,321.68	1,316,467.40	0.00	0.00	2,611,789.88	0.00	2,099,210.12	0.00	0.80		
<b>C. SPECIAL PURPOSE FUNDS</b>		24,054,985.00	0.00	24,054,985.00	24,054,985.00	0.00	0.00	0.00	24,054,985.00	9,691,801.91	2,098,630.43	0.00	0.00	11,790,432.34	7,808,018.00	2,688,668.90	0.00	0.00	10,498,686.90	0.00	12,284,552.59	17,280.22	1,278,465.22		
Miscellaneous Personnel Benefits Fund		1,866,176.00	0.00	1,866,176.00	1,866,176.00	0.00	0.00	0.00	1,866,176.00	1,844,105.87	22,069.45	0.00	0.00	1,866,175.32	0.00	1,866,175.32	0.00	0.00	1,866,175.32	0.00	0.68	0.00	0.00		
Other Compensation	501020000	1,866,176.00	0.00	1,866,176.00	1,866,176.00	0.00	0.00	0.00	1,866,176.00	1,844,105.87	22,069.45	0.00	0.00	1,866,175.32	0.00	1,866,175.32	0.00	0.00	1,866,175.32	0.00	0.68	0.00	0.00		
Other Bonuses and Allowances		1,866,176.00	0.00	1,866,176.00	1,866,176.00	0.00	0.00	0.00	1,866,176.00	1,844,105.87	22,069.45	0.00	0.00	1,866,175.32	0.00	1,866,175.32	0.00	0.00	1,866,175.32	0.00	0.68	0.00	0.00		
Performance Based Bonus - Civilian	501029014	1,866,176.00	0.00	1,866,176.00	1,866,176.00	0.00	0.00	0.00	1,866,176.00	1,844,105.87	22,069.45	0.00	0.00	1,866,175.32	0.00	1,866,175.32	0.00	0.00	1,866,175.32	0.00	0.68	0.00	0.00		
Pension and Gratuity Fund		102,557.00	0.00	102,557.00	102,557.00	0.00	0.00	0.00	102,557.00	0.00	102,556.64	0.00	0.00	102,556.64	0.00	102,556.64	0.00	0.00	102,556.64	0.00	0.36	0.00	0.00		
Other Personnel Benefits	501040000	102,557.00	0.00	102,557.00	102,557.00	0.00	0.00	0.00	102,557.00	0.00	102,556.64	0.00	0.00	102,556.64	0.00	102,556.64	0.00	0.00	102,556.64	0.00	0.36	0.00	0.00		
Terminal Leave Benefits		102,557.00	0.00	102,557.00	102,557.00	0.00	0.00	0.00	102,557.00	0.00	102,556.64	0.00	0.00	102,556.64	0.00	102,556.64	0.00	0.00	102,556.64	0.00	0.36	0.00	0.00		
Terminal Leave Benefits - Civilian	5010403001	102,557.00	0.00	102,557.00	102,557.00	0.00	0.00	0.00	102,557.00	0.00	102,556.64	0.00	0.00	102,556.64	0.00	102,556.64	0.00	0.00	102,556.64	0.00	0.36	0.00	0.00		
Support to Foreign-Assisted Projects		22,086,252.00	0.00	22,086,252.00	22,086,252.00	0.00	0.00	0.00	22,086,252.00	7,847,896.04	1,974,004.34	0.00	0.00	9,821,700.38	7,808,018.00	719,938.94	0.00	0.00	8,527,954.94	0.00	12,284,552.52	17,280.22	1,278,465.22		
Traveling Expenses	502010000	728,304.04	0.00	728,304.04	728,304.04	0.00	0.00	0.00	728,304.04	722,795.04	5,509.00	0.00	0.00	728,304.04	722,795.04	5,509.00	0.00	0.00	728,304.04	0.00	0.00	0.00	0.00		
Traveling Expenses - Local	5020101000	728,304.04	0.00	728,304.04	728,304.04	0.00	0.00	0.00	728,304.04	722,795.04	5,509.00	0.00	0.00	728,304.04	722,795.04	5,509.00	0.00	0.00	728,304.04	0.00	0.00	0.00	0.00		
Supplies and Materials Expenses	502030000	1,273,184.94	0.00	1,273,184.94	1,273,184.94	0.00	0.00	0.00	1,273,184.94	86,931.00	1,206,253.94	0.00	0.00	1,273,184.94	64,252.96	61,756.98	0.00	0.00	125,009.94	0.00	0.00	0.00	1,147,175.00		
Office Supplies Expenses	5020301002	55,265.00	0.00	55,265.00	55,265.00	0.00	0.00	0.00	55,265.00	0.00	55,265.00	0.00	0.00	55,265.00	0.00	0.00	0.00	0.00	55,265.00	0.00	0.00	0.00	55,265.00		
Accountable Forms Expenses	5020302000	9,890.00	0.00	9,890.00	9,890.00	0.00	0.00	0.00	9,890.00	0.00	9,890.00	0.00	0.00	9,890.00	0.00	9,890.00	0.00	0.00	9,890.00	0.00	0.00	0.00	9,890.00		
Fuel, Oil and Lubricants Expenses	5020309000	53,706.00	0.00	53,706.00	53,706.00	0.00	0.00	0.00	53,706.00	8,106.00	45,600.00	0.00	0.00	53,706.00	8,106.00	2,500.00	0.00	0.00	10,606.00	0.00	0.00	0.00	43,100.00		
Office Equipment	5020321002	6,285.00	0.00	6,285.00	6,285.00	0.00	0.00	0.00	6,285.00	0.00	0.00	0.00	0.00	6,285.00	0.00	0.00	0.00	0.00	6,285.00	0.00	0.00	0.00	6,285.00		
Information and Communications Technology Equipment	5020321003	558,000.00	0.00	558,000.00	558,000.00	0.00	0.00	0.00	558,000.00	0.00	558,000.00	0.00	0.00	558,000.00	0.00	0.00	0.00	0.00	558,000.00	0.00	0.00	0.00	558,000.00		
Semi-Expendable Furniture, Fixtures and Books Expenses	5020322000	470,900.00	0.00	470,900.00	470,900.00	0.00	0.00	0.00	470,900.00	0.00	470,900.00	0.00	0.00	470,900.00	0.00	470,900.00	0.00	0.00	470,900.00	0.00	0.00	0.00	470,900.00		
Other Supplies and Materials Expenses	5020399000	119,138.94	0.00	119,138.94	119,138.94	0.00	0.00	0.00	119,138.94	52,540.00	66,598.94	0.00	0.00	119,138.94	49,861.96	49,368.98	0.00	0.00	99,228.94	0.00	0.00	0.00	19,910.00		
Professional Services	502110000	7,502,441.40	0.00	7,502,441.40	7,502,441.40	0.00	0.00	0.00	7,502,441.40	7,004,000.00	498,941.40	0.00	0.00	7,499,941.40	7,001,500.00	373,445.96	0.00	0.00	7,374,945.96	0.00	2,500.00	1,405.22	123,590.22		
Other Professional Services		7,502,441.40	0.00	7,502,441.40	7,502,441.40	0.00	0.00	0.00	7,502,441.40	7,004,000.00	498,941.40	0.00	0.00	7,499,941.40	7,001,500.00	373,445.96	0.00	0.00	7,374,945.96	0.00	2,500.00	1,405.22	123,590.22		
Legal Services	5021101000	4,000.00	0.00	4,000.00	4,000.00	0.00	0.00	0.00	4,000.00	0.00	(2,500.00)	0.00	0.00	1,500.00	1,500.00	0.00	0.00	0.00	1,500.00	0.00	2,500.00	0.00	0.00		
Consultancy Services	5021103002	7,000,000.00	0.00	7,000,000.00	7,000,000.00	0.00	0.00	0.00	7,000,000.00	7,000,000.00	0.00	0.00	0.00	7,000,000.00	7,000,000.00	0.00	0.00	0.00	7,000,000.00	0.00	0.00	0.00	0.00		
Other Professional Services	5021199000	498,441.40	0.00	498,441.40	498,441.40	0.00	0.00	0.00	498,441.40	0.00	498,441.40	0.00	0.00	498,441.40	0.00	373,445.96	0.00	0.00	373,445.96	0.00	0.00	1,405.22	123,590.22		
Financial Assistance/Subsidy	502140000	12,282,051.82	0.00	12,282,051.82	12,282,051.82	0.00	0.00	0.00	12,282,051.82	0.00	0.00	0.00	0.00	0.00	0.00	0.00	0.00	0.00	0.00	0.00	12,282,051.82	0.00	0.00		
Subsidies - Others	5021499000	12,282,051.82	0.00	12,282,051.82	12,282,051.82	0.00	0.00	0.00	12,282,051.82	0.00	0.00	0.00	0.00	0.00	0.00	0.00	0.00	0.00	0.00	0.00	12,282,051.82	0.00	0.00		
Other Maintenance and Operating Expenses	502990000	320,270.00	0.00	320,270.00	320,270.00	0.00	0.00	0.00	320,270.00	53,970.00	268,300.00	0.00	0.00	320,270.00	19,470.00	279,225.00	0.00	0.00	298,695.00	0.00	0.00	15,875.00	5,700.00		
Representation Expenses	5029903000	209,000.00	0.00	209,000.00	209,000.00	0.00	0.00	0.00	209,000.00	0.00	209,000.00	0.00	0.00	209,000.00	0.00	195,937.50	0.00	0.00	195,937.50	0.00	0.00	13,062.50	0.00		
Rents - Motor Vehicles	5029905003	71,000.00	0.00	71,000.00	71,000.00	0.00	0.00	0.00	71,000.00	28,000.00	45,000.00	0.00	0.00	71,000.00	0.00	68,187.50	0.00	0.00	68,187.50	0.00	0.00				



**SUMMARY OF APPROPRIATIONS, ALLOTMENTS, OBLIGATIONS, DISBURSEMENTS AND BALANCES BY OBJECT OF EXPENDITURES**  
As at the Quarter Ending June 30, 2023

Department : Department of Agriculture (DA)  
 Agency/Entity : Philippine Council for Agriculture and Fisheries  
 Operating Unit : < not applicable >  
 Organization Code (UACS) : 05 013 000000  
 Fund Cluster : 01 - Regular Agency Fund

	Current Year Appropriations
	Supplemental Appropriations
X	Continuing Appropriations

(e.g. UACS Fund Cluster: 01-Regular Agency Fund, 02-Foreign Assisted Projects Fund, 03-Special Account-Locally Funded/Domestic Grants Fund, and 04-Special Account-Foreign Assisted/Foreign Grants Fund)

Particulars	UACS CODE	Appropriations		Allotments						Obligations				Total	Disbursements				Balances				
		Authorized Appropriations	Adjustments (Transfer To/From, Modifications/ Augmentations)	Adjusted Appropriations	Allotments Received	Adjustments (Reductions, Modifications/ Augmentations)	Transfer To	Transfer From	Adjusted Allotments	1st Quarter Ending March 31	2nd Quarter Ending June 30	3rd Quarter Ending September 30	4th Quarter Ending December 31		1st Quarter Ending March 31	2nd Quarter Ending June 30	3rd Quarter Ending September 30	4th Quarter Ending December 31	Total	Unreleased Appropriations	Unobligated Allotments	Unpaid Obligations (15-20)=(23+24)	
																						5=(3+4)	6
SUMMARY		10,958,048.79	0.00	10,958,048.79	10,958,048.79	0.00	0.00	0.00	10,958,048.79	8,096,472.17	2,209,959.19	0.00	0.00	10,306,431.36	3,336,902.07	5,008,065.51	0.00	0.00	8,344,867.58	0.00	651,615.43	2,909.59	1,958,555.11
I. CONTINUING APPROPRIATIONS		10,958,048.79	0.00	10,958,048.79	10,958,048.79	0.00	0.00	0.00	10,958,048.79	8,096,472.17	2,209,959.19	0.00	0.00	10,306,431.36	3,336,902.07	5,008,065.51	0.00	0.00	8,344,867.58	0.00	651,615.43	2,909.59	1,958,555.11
I. Agency Specific Budget		10,958,048.79	0.00	10,958,048.79	10,958,048.79	0.00	0.00	0.00	10,958,048.79	8,096,472.17	2,209,959.19	0.00	0.00	10,306,431.36	3,336,902.07	5,008,065.51	0.00	0.00	8,344,867.58	0.00	651,615.43	2,909.59	1,958,555.11
Maintenance and Other Operating Expenses		10,772,440.79	0.00	10,772,440.79	10,772,440.79	0.00	0.00	0.00	10,772,440.79	8,096,472.17	2,089,959.19	0.00	0.00	10,166,431.36	3,336,902.07	5,008,065.51	0.00	0.00	8,344,867.58	0.00	686,008.43	2,909.59	1,838,555.11
Traveling Expenses	5020100000	480,331.84	422,395.49	902,727.33	480,331.84	422,395.49	0.00	0.00	902,727.33	657,620.00	140,136.32	0.00	0.00	797,656.32	323,520.00	474,136.32	0.00	0.00	797,656.32	0.00	105,071.01	0.00	0.00
Traveling Expenses - Local	5020101000	457,930.70	284,660.31	742,591.01	457,930.70	284,660.31	0.00	0.00	742,591.01	637,620.00	0.00	0.00	0.00	637,620.00	303,520.00	334,000.00	0.00	0.00	637,620.00	0.00	105,071.01	0.00	0.00
Traveling Expenses - Foreign	5020102000	22,401.14	137,735.18	160,136.32	22,401.14	137,735.18	0.00	0.00	160,136.32	20,000.00	140,136.32	0.00	0.00	180,136.32	20,000.00	140,136.32	0.00	0.00	160,136.32	0.00	0.00	0.00	0.00
Training and Scholarship Expenses	5020200000	978,482.44	(558,482.44)	420,000.00	978,482.44	(558,482.44)	0.00	0.00	420,000.00	420,000.00	0.00	0.00	0.00	420,000.00	420,000.00	0.00	0.00	420,000.00	0.00	0.00	0.00	0.00	0.00
Training Expenses	5020201000	978,482.44	(558,482.44)	420,000.00	978,482.44	(558,482.44)	0.00	0.00	420,000.00	420,000.00	0.00	0.00	0.00	420,000.00	420,000.00	0.00	0.00	420,000.00	0.00	0.00	0.00	0.00	0.00
Training Expenses	5020201002	978,482.44	(558,482.44)	420,000.00	978,482.44	(558,482.44)	0.00	0.00	420,000.00	420,000.00	0.00	0.00	0.00	420,000.00	420,000.00	0.00	0.00	420,000.00	0.00	0.00	0.00	0.00	0.00
Supplies and Materials Expenses	5020300000	1,412,736.76	(838,163.30)	774,573.46	1,412,736.76	(838,163.30)	0.00	0.00	774,573.46	331,805.28	442,768.20	0.00	0.00	774,573.46	35,855.16	471,694.52	0.00	0.00	507,549.68	0.00	0.00	2,909.59	264,115.11
Office Supplies Expenses	5020301000	482,292.72	(361,791.51)	120,501.21	482,292.72	(361,791.51)	0.00	0.00	120,501.21	26,658.01	93,943.20	0.00	0.00	120,501.21	26,658.01	45,990.38	0.00	0.00	72,538.39	0.00	0.00	65.63	47,897.11
Office Supplies Expenses	5020301002	482,292.72	(361,791.51)	120,501.21	482,292.72	(361,791.51)	0.00	0.00	120,501.21	26,658.01	93,943.20	0.00	0.00	120,501.21	26,658.01	45,990.38	0.00	0.00	72,538.39	0.00	0.00	65.63	47,897.11
Fuel, Oil and Lubricants Expenses	5020309000	310,488.70	(310,488.70)	0.00	310,488.70	(310,488.70)	0.00	0.00	0.00	0.00	0.00	0.00	0.00	0.00	0.00	0.00	0.00	0.00	0.00	0.00	0.00	0.00	0.00
Semi-Expendable Machinery and Equipment	5020321000	0.00	228,215.00	228,215.00	0.00	228,215.00	0.00	0.00	228,215.00	8,450.00	219,765.00	0.00	0.00	228,215.00	0.00	101,665.00	0.00	0.00	101,665.00	0.00	0.00	0.00	126,550.00
Office Equipment	5020321002	0.00	107,850.00	107,850.00	0.00	107,850.00	0.00	0.00	107,850.00	0.00	107,850.00	0.00	0.00	107,850.00	0.00	0.00	0.00	0.00	107,850.00	0.00	0.00	0.00	107,850.00
Information and Communications Technology	5020321003	0.00	120,365.00	120,365.00	0.00	120,365.00	0.00	0.00	120,365.00	8,450.00	111,915.00	0.00	0.00	120,365.00	0.00	101,665.00	0.00	0.00	101,665.00	0.00	0.00	0.00	18,700.00
Semi-Expendable Furniture, Fixtures and Books	5020322000	0.00	116,200.00	116,200.00	0.00	116,200.00	0.00	0.00	116,200.00	0.00	116,200.00	0.00	0.00	116,200.00	0.00	26,700.00	0.00	0.00	26,700.00	0.00	0.00	0.00	89,500.00
Semi-Expendable Furniture, Fixtures and	5020322000	0.00	116,200.00	116,200.00	0.00	116,200.00	0.00	0.00	116,200.00	0.00	116,200.00	0.00	0.00	116,200.00	0.00	26,700.00	0.00	0.00	26,700.00	0.00	0.00	0.00	89,500.00
Other Supplies and Materials Expenses	5020390000	619,956.34	(310,286.09)	309,657.25	619,956.34	(310,286.09)	0.00	0.00	309,657.25	206,797.25	12,860.00	0.00	0.00	309,657.25	9,287.15	267,349.14	0.00	0.00	306,846.29	0.00	0.00	2,842.96	168.00
Utility Expenses	5020400000	205,141.60	(165,141.60)	40,000.00	205,141.60	(165,141.60)	0.00	0.00	40,000.00	40,000.00	0.00	0.00	0.00	40,000.00	40,000.00	0.00	0.00	40,000.00	0.00	0.00	0.00	0.00	
Water Expenses	5020401000	205,141.60	(165,141.60)	40,000.00	205,141.60	(165,141.60)	0.00	0.00	40,000.00	40,000.00	0.00	0.00	0.00	40,000.00	40,000.00	0.00	0.00	40,000.00	0.00	0.00	0.00	0.00	
Communication Expenses	5020500000	2,066,907.89	(1,165,996.99)	901,310.90	2,066,907.89	(1,165,996.99)	0.00	0.00	901,310.90	800,000.00	101,310.90	0.00	0.00	901,310.90	800,000.00	101,310.90	0.00	0.00	901,310.90	0.00	0.00	0.00	0.00
Telephone Expenses	5020502000	0.00	101,310.90	101,310.90	0.00	101,310.90	0.00	0.00	101,310.90	0.00	101,310.90	0.00	0.00	101,310.90	0.00	101,310.90	0.00	0.00	101,310.90	0.00	0.00	0.00	0.00
Mobile	5020502001	0.00	101,310.90	101,310.90	0.00	101,310.90	0.00	0.00	101,310.90	0.00	101,310.90	0.00	0.00	101,310.90	0.00	101,310.90	0.00	0.00	101,310.90	0.00	0.00	0.00	0.00
Internet Subscription Expenses	5020503000	2,066,907.89	(1,266,907.89)	800,000.00	2,066,907.89	(1,266,907.89)	0.00	0.00	800,000.00	800,000.00	0.00	0.00	0.00	800,000.00	800,000.00	0.00	0.00	800,000.00	0.00	0.00	0.00	0.00	
Awards/Rewards and Prizes	5020600000	475,407.00	(150,598.18)	324,808.82	475,407.00	(150,598.18)	0.00	0.00	324,808.82	0.00	0.00	0.00	0.00	0.00	0.00	0.00	0.00	0.00	324,808.82	0.00	0.00	0.00	0.00
Prizes	5020602000	475,407.00	(150,598.18)	324,808.82	475,407.00	(150,598.18)	0.00	0.00	324,808.82	0.00	0.00	0.00	0.00	0.00	0.00	0.00	0.00	0.00	324,808.82	0.00	0.00	0.00	0.00

Department : Department of Agriculture (DA)  
 Agency/Entity : Philippine Council for Agriculture and Fisheries  
 Operating Unit : < not applicable >  
 Organization Code (UACS) : 05 013 000000  
 Fund Cluster : 01 - Regular Agency Fund  
 (e.g. UACS Fund Cluster: 01-Regular Agency Fund, 02-Foreign Assisted Projects Fund, 03-Special Account-Locally Funded/Domestic Grants Fund, and 04-Special Account-Foreign Assisted/Foreign Grants Fund)

	Current Year Appropriations
	Supplemental Appropriations
X	Continuing Appropriations

Particulars	UACS CODE	Appropriations					Allotments				Obligations				Disbursements				Balances					
		Authorized Appropriations	Adjustments (Transfer To/From, Modifications/Augmentations)	Adjusted Appropriations	Allotments Received	Adjustments (Reductions, Modifications/Augmentations)	Transfer To	Transfer From	Adjusted Allotments	1st Quarter Ending March 31	2nd Quarter Ending June 30	3rd Quarter Ending September 30	4th Quarter Ending December 31	Total	1st Quarter Ending March 31	2nd Quarter Ending June 30	3rd Quarter Ending September 30	4th Quarter Ending December 31	Total	Unreleased Appropriations	Unobligated Allotments	Unpaid Obligations (15-20)=(23+24)		
		3	4	5=(3+4)	6	7	8	9	10=(6+(-7)-8+9)	11	12	13	14	15=(11+12+13+14)	16	17	18	19	20=(16+17+18+19)	21=(5-19)	22=(6-15)	23	24	
Professional Services	5021100000	5,119,244.28	(2,423,796.23)	2,695,448.03	5,119,244.28	(2,423,796.23)	0.00	0.00	2,695,448.03	1,601,294.91	952,202.52	0.00	0.00	2,553,497.43	1,601,294.91	2,202.52	0.00	0.00	1,603,497.43	0.00	141,850.80	0.00	950,000.00	
Consultancy Services	5021105000	3,607,070.83	(2,297,070.83)	1,310,000.00	3,607,070.83	(2,297,070.83)	0.00	0.00	1,310,000.00	360,000.00	950,000.00	0.00	0.00	1,310,000.00	360,000.00	0.00	0.00	0.00	360,000.00	0.00	0.00	0.00	950,000.00	
ICT Consultancy Services	5021103001	315,340.46	834,659.54	950,000.00	315,340.46	834,659.54	0.00	0.00	950,000.00	0.00	950,000.00	0.00	0.00	950,000.00	0.00	0.00	0.00	0.00	0.00	0.00	0.00	0.00	950,000.00	
Consultancy Services	5021103002	3,291,730.17	(2,931,730.17)	360,000.00	3,291,730.17	(2,931,730.17)	0.00	0.00	360,000.00	360,000.00	0.00	0.00	0.00	360,000.00	360,000.00	0.00	0.00	0.00	360,000.00	0.00	0.00	0.00	0.00	
Other Professional Services	5021199000	1,512,173.63	(126,725.80)	1,385,448.03	1,512,173.63	(126,725.80)	0.00	0.00	1,385,448.03	1,241,294.91	2,202.52	0.00	0.00	1,243,497.43	1,241,294.91	2,202.52	0.00	0.00	1,243,497.43	0.00	141,850.80	0.00	0.00	
General Services	5021200000	0.00	108,441.25	108,441.25	0.00	108,441.25	0.00	0.00	108,441.25	0.00	108,441.25	0.00	0.00	108,441.25	0.00	108,441.25	0.00	0.00	108,441.25	0.00	0.00	0.00	0.00	
Janitorial Services	5021202000	0.00	108,441.25	108,441.25	0.00	108,441.25	0.00	0.00	108,441.25	0.00	108,441.25	0.00	0.00	108,441.25	0.00	108,441.25	0.00	0.00	108,441.25	0.00	0.00	0.00	0.00	
Repairs and Maintenance	5021300000	34,179.00	0.00	34,179.00	34,179.00	0.00	0.00	0.00	34,179.00	20,000.00	0.00	0.00	0.00	20,000.00	20,000.00	0.00	0.00	0.00	20,000.00	0.00	14,179.00	0.00	0.00	
Repairs and Maintenance - Transportation	5021306000	34,179.00	0.00	34,179.00	34,179.00	0.00	0.00	0.00	34,179.00	20,000.00	0.00	0.00	0.00	20,000.00	20,000.00	0.00	0.00	0.00	20,000.00	0.00	14,179.00	0.00	0.00	
Motor Vehicles	5021306001	34,179.00	0.00	34,179.00	34,179.00	0.00	0.00	0.00	34,179.00	20,000.00	0.00	0.00	0.00	20,000.00	20,000.00	0.00	0.00	0.00	20,000.00	0.00	14,179.00	0.00	0.00	
Other Maintenance and Operating Expenses	5029900000	0.00	4,570,952.00	4,570,952.00	0.00	4,570,952.00	0.00	0.00	4,570,952.00	4,225,852.00	345,100.00	0.00	0.00	4,570,952.00	98,232.00	3,850,280.00	0.00	0.00	3,945,512.00	0.00	0.00	0.00	624,440.00	
Printing and Publication Expenses	5029902000	0.00	544,440.00	544,440.00	0.00	544,440.00	0.00	0.00	544,440.00	282,240.00	282,200.00	0.00	0.00	544,440.00	0.00	0.00	0.00	0.00	0.00	0.00	0.00	0.00	544,440.00	
Representation Expenses	5029903000	0.00	3,546,400.00	3,546,400.00	0.00	3,546,400.00	0.00	0.00	3,546,400.00	0.00	0.00	0.00	0.00	3,546,400.00	0.00	3,546,400.00	0.00	0.00	3,546,400.00	0.00	0.00	0.00	0.00	
Donations	5029905000	0.00	80,000.00	80,000.00	0.00	80,000.00	0.00	0.00	80,000.00	0.00	80,000.00	0.00	0.00	80,000.00	0.00	0.00	0.00	0.00	80,000.00	0.00	0.00	0.00	80,000.00	
Other Maintenance and Operating Expenses	5029999000	0.00	400,112.00	400,112.00	0.00	400,112.00	0.00	0.00	400,112.00	397,212.00	2,900.00	0.00	0.00	400,112.00	98,232.00	303,880.00	0.00	0.00	400,112.00	0.00	0.00	0.00	0.00	
Other Maintenance and Operating Expenses	5029999099	0.00	400,112.00	400,112.00	0.00	400,112.00	0.00	0.00	400,112.00	397,212.00	2,900.00	0.00	0.00	400,112.00	98,232.00	303,880.00	0.00	0.00	400,112.00	0.00	0.00	0.00	0.00	
Financial Expenses		15,000.00	0.00	15,000.00	15,000.00	0.00	0.00	0.00	15,000.00	0.00	0.00	0.00	0.00	0.00	0.00	0.00	0.00	0.00	0.00	0.00	15,000.00	0.00	0.00	
Financial Expenses	5030100000	15,000.00	0.00	15,000.00	15,000.00	0.00	0.00	0.00	15,000.00	0.00	0.00	0.00	0.00	0.00	0.00	0.00	0.00	0.00	0.00	0.00	15,000.00	0.00	0.00	
Bank Charges	5030104000	15,000.00	0.00	15,000.00	15,000.00	0.00	0.00	0.00	15,000.00	0.00	0.00	0.00	0.00	0.00	0.00	0.00	0.00	0.00	0.00	0.00	15,000.00	0.00	0.00	
Capital Outlays		170,606.00	0.00	170,606.00	170,606.00	0.00	0.00	0.00	170,606.00	0.00	120,000.00	0.00	0.00	0.00	0.00	0.00	0.00	0.00	0.00	0.00	50,606.00	0.00	0.00	120,000.00
Property, Plant and Equipment Outlay	5060400000	170,606.00	0.00	170,606.00	170,606.00	0.00	0.00	0.00	170,606.00	0.00	120,000.00	0.00	0.00	0.00	0.00	0.00	0.00	0.00	0.00	0.00	50,606.00	0.00	0.00	120,000.00
Machinery and Equipment Outlay	5060405000	170,606.00	0.00	170,606.00	170,606.00	0.00	0.00	0.00	170,606.00	0.00	120,000.00	0.00	0.00	0.00	0.00	0.00	0.00	0.00	0.00	0.00	50,606.00	0.00	0.00	120,000.00
Office Equipment	6060405002	0.00	120,000.00	120,000.00	0.00	120,000.00	0.00	0.00	120,000.00	0.00	120,000.00	0.00	0.00	0.00	0.00	0.00	0.00	0.00	0.00	0.00	0.00	0.00	0.00	120,000.00
Information and Communication Technology	5060405003	28,636.00	0.00	28,636.00	28,636.00	0.00	0.00	0.00	28,636.00	0.00	0.00	0.00	0.00	0.00	0.00	0.00	0.00	0.00	0.00	0.00	28,636.00	0.00	0.00	0.00
ICT Software	5060405015	141,970.00	(120,000.00)	21,970.00	141,970.00	(120,000.00)	0.00	0.00	21,970.00	0.00	0.00	0.00	0.00	0.00	0.00	0.00	0.00	0.00	0.00	0.00	21,970.00	0.00	0.00	0.00
<b>GRAND TOTAL</b>		<b>19,958,046.79</b>	<b>0.00</b>	<b>19,958,046.79</b>	<b>19,958,046.79</b>	<b>0.00</b>	<b>0.00</b>	<b>0.00</b>	<b>19,958,046.79</b>	<b>8,096,472.17</b>	<b>2,209,959.19</b>	<b>8.00</b>	<b>0.00</b>	<b>10,366,431.36</b>	<b>3,336,892.07</b>	<b>8,008,065.51</b>	<b>0.00</b>	<b>0.00</b>	<b>8,344,967.28</b>	<b>0.00</b>	<b>651,618.43</b>	<b>2,908.59</b>	<b>1,958,555.19</b>	

Certified Correct:  
 JOSE REVENTOR H. BESENO  
 Chief, Budget Section  
 Date: July 21, 2023 11:45 PM

Certified Correct:  
 MARIA DIANA P. GONZALES  
 Chief, Accounting Section  
 Date: July 21, 2023 11:45 PM

Recommended Approval By:  
 CHRISTOPHER BATA  
 Chief, AF III  
 Date: July 21, 2023 11:48 PM

Approved By:  
 NERATOR D. DOMENDEN, CEO IV  
 Executive Director III  
 Date: July 22, 2023 12:01 AM

**List of Allotments and Sub-Allotments  
As at the quarter ending June 30, 2023**

Department : Department of Agriculture (DA)  
 Agency/Entity : Philippine Council for Agriculture and Fisheries  
 Operating Unit : < not applicable >  
 Organization Code (UACS) : 05 013 000000  
 Fund Cluster : 01 Regular Agency Fund

X	Current Year Appropriations
	Supplemental Appropriations
	Continuing Appropriations

(e.g. UACS Fund Cluster: 01-Regular Agency Fund, 02-Foreign Assisted Projects Fund, 03-Special Account-Locally Funded/Domestic Grants Fund, and 04-Special Account-Foreign Assisted/Foreign Grants Fund)

Allotments/Sub-Allotments Reference			Funding Source		Allotments/Sub-Allotments received from CO/ROs/OUs					Sub-Allotments to ROs/OUs					Total Allotments/Net of Sub-allotments				
No.	Number	Date	Description	UACS Code	PS	MOOE	FinEx	CO	Sub-Total	PS	MOOE	FinEx	CO	TOTAL	PS	MOOE	FinEx	CO	TOTAL
1	2	3	4	5	6	7	8	9	10=(6+7+8+9)	11	12	13	14	15=	16=(6+11)	17=(7+12)	18=(8+13)	19=(9+14)	20=
<b>A. Allotments received from DBM</b>																			
1	GAA Items released through GAA as Allotment Order per Annex A of NBC No. 590	2023-01-03	Specific Budgets of National Government Agencies	101101	51,380,000.00	140,251,000.00	0.00	987,000.00	192,618,000.00	0.00	0.00	0.00	0.00	0.00	51,380,000.00	140,251,000.00	0.00	987,000.00	192,618,000.00
2	Items For Release Through GARO per Annex C of NBC No. 590	2023-01-03	Retirement and Life Insurance Premiums	104102	4,711,000.00	0.00	0.00	0.00	4,711,000.00	0.00	0.00	0.00	0.00	0.00	4,711,000.00	0.00	0.00	0.00	4,711,000.00
3	SARO-BMB-E-23-0012921	2023-02-08	Support to Foreign-Assisted Projects	105428	0.00	22,086,252.00	0.00	0.00	22,086,252.00	0.00	0.00	0.00	0.00	0.00	0.00	22,086,252.00	0.00	0.00	0.00
4	SARO-BMB-E-23-0015372	2023-03-28	Miscellaneous Personnel Benefits Fund	101406	1,866,176.00	0.00	0.00	0.00	1,866,176.00	0.00	0.00	0.00	0.00	0.00	1,866,176.00	0.00	0.00	0.00	1,866,176.00
5	SARO-BMB-E-23-0016096	2023-04-19	Pension and Gratuity Fund	101407	16,476.00	0.00	0.00	0.00	16,476.00	0.00	0.00	0.00	0.00	0.00	16,476.00	0.00	0.00	0.00	16,476.00
6	SARO-BMB-E-23-0017651	2023-05-29	Pension and Gratuity Fund	101407	86,081.00	0.00	0.00	0.00	86,081.00	0.00	0.00	0.00	0.00	0.00	86,081.00	0.00	0.00	0.00	86,081.00
	<b>Sub-Total</b>				58,059,733.00	162,337,252.00	0.00	987,000.00	221,383,985.00	0.00	0.00	0.00	0.00	0.00	58,059,733.00	162,337,252.00	0.00	987,000.00	221,383,985.00
<b>B. Sub-allotments received from Central Office/Regional Office</b>																			
	<b>Sub-Total</b>				0.00	0.00	0.00	0.00	0.00	0.00	0.00	0.00	0.00	0.00	0.00	0.00	0.00	0.00	0.00
<b>Total Allotments</b>					58,059,733.00	162,337,252.00	0.00	987,000.00	221,383,985.00	0.00	0.00	0.00	0.00	0.00	58,059,733.00	162,337,252.00	0.00	987,000.00	221,383,985.00
<b>Summary by Funding Source Code:</b>																			
	Specific Budgets of National Government Agencies		101101	51,380,000.00	140,251,000.00	0.00	987,000.00	192,618,000.00	0.00	0.00	0.00	0.00	0.00	0.00	51,380,000.00	140,251,000.00	0.00	987,000.00	192,618,000.00
	Miscellaneous Personnel Benefits Fund		101406	1,866,176.00	0.00	0.00	0.00	1,866,176.00	0.00	0.00	0.00	0.00	0.00	1,866,176.00	0.00	0.00	0.00	0.00	1,866,176.00
	Pension and Gratuity Fund		101407	102,567.00	0.00	0.00	0.00	102,567.00	0.00	0.00	0.00	0.00	0.00	102,567.00	0.00	0.00	0.00	0.00	102,567.00
	Retirement and Life Insurance Premiums		104102	4,711,000.00	0.00	0.00	0.00	4,711,000.00	0.00	0.00	0.00	0.00	0.00	4,711,000.00	0.00	0.00	0.00	0.00	4,711,000.00
	Support to Foreign-Assisted Projects		105428	0.00	22,086,252.00	0.00	0.00	22,086,252.00	0.00	0.00	0.00	0.00	0.00	0.00	22,086,252.00	0.00	0.00	0.00	22,086,252.00

Certified Correct:

JOSE REDENTOR H. BESENIO

Chief, Budget Section

Date: 2023-07-21 23:44:28

Certified Correct:

MARIA DIVINA P. TORREALBALES

Chief, Accounting Section

Date: 2023-07-21 23:44:28

Recommending Approval:

CYRIL L. SOLIBAN

Chief, AFMD

Date: 2023-07-21 23:50:48

Approved:

NESTOR D. DOMENDEN

Executive Director III

Date: 2023-07-22 00:03:41

**STATEMENT OF OBLIGATIONS, DISBURSEMENTS, LIQUIDATIONS AND BALANCES for INTER-AGENCY FUND TRANSFERS**  
*(for Source Agency use only)*  
**As at the Quarter Ending June 30, 2023**

Department :Department of Agriculture (DA)  
 Agency/Entity :Philippine Council for Agriculture and Fisheries  
 Operating Unit :< not applicable >  
 Organization Code (UACS) :05 013 0000000  
 Fund Cluster :01 - Regular Agency Fund  
 (e.g. UACS Fund Cluster: 05-Internally Generated Funds and 06-Business Related Funds)

Particulars	Obligation Request and Status		Obligations					Disbursements (Funds Transferred To)					Liquidations				Unpaid Obligations	Unliquidated Fund Transfers		
			1st Quarter	2nd Quarter	3rd Quarter	4th Quarter	Total	1st Quarter	2nd Quarter	3rd Quarter	4th Quarter	Total	1st Quarter	2nd Quarter	3rd Quarter	4th Quarter			Total	
			Ending March 31	Ending June 30	Ending September 30	Ending December 31		Ending March 31	Ending June 30	Ending September 30	Ending December 31		Ending March 31	Ending June 30	Ending September 30	Ending December 31				
1	2	3	4	5	6	7	8=(4+5+6+7)	9	10	11	12	13=(9+10+11+12)	14	15	16	17	18=(14+15+16+17)	19=(8-13)	20=(13-18)	
Department of Agriculture (DA)			24,953,300.00	1,467,500.00	0.00	0.00	26,420,800.00	14,749,500.00	7,881,500.00	0.00	0.00	22,631,000.00	0.00	0.00	0.00	0.00	0.00	0.00	3,789,800.00	22,631,000.00
Office of the Secretary			24,953,300.00	1,467,500.00	0.00	0.00	26,420,800.00	14,749,500.00	7,881,500.00	0.00	0.00	22,631,000.00	0.00	0.00	0.00	0.00	0.00	0.00	3,789,800.00	22,631,000.00
Regional Field Unit - I			1,642,000.00	0.00	0.00	0.00	1,642,000.00	1,342,000.00	300,000.00	0.00	0.00	1,642,000.00	0.00	0.00	0.00	0.00	0.00	0.00	0.00	1,642,000.00
FY 2023 FUND TRANSFER-CONSULTATION			992,000.00	0.00	0.00	0.00	992,000.00	992,000.00	0.00	0.00	0.00	992,000.00	0.00	0.00	0.00	0.00	0.00	0.00	0.00	992,000.00
MOOE	02-101101-2023-02-072	2/13/2023	992,000.00	0.00	0.00	0.00	992,000.00	992,000.00	0.00	0.00	0.00	992,000.00	0.00	0.00	0.00	0.00	0.00	0.00	0.00	992,000.00
FY 2023 FUND TRANSFER-LOGISTICS SUPPORT			350,000.00	0.00	0.00	0.00	350,000.00	350,000.00	0.00	0.00	0.00	350,000.00	0.00	0.00	0.00	0.00	0.00	0.00	0.00	350,000.00
MOOE	02-101101-2023-02-072	2/13/2023	350,000.00	0.00	0.00	0.00	350,000.00	350,000.00	0.00	0.00	0.00	350,000.00	0.00	0.00	0.00	0.00	0.00	0.00	0.00	350,000.00
FY 2023 FUND TRANSFER-PMT			300,000.00	0.00	0.00	0.00	300,000.00	0.00	300,000.00	0.00	0.00	300,000.00	0.00	0.00	0.00	0.00	0.00	0.00	0.00	300,000.00
MOOE	02-101101-2023-03-217	3/15/2023	300,000.00	0.00	0.00	0.00	300,000.00	0.00	300,000.00	0.00	0.00	300,000.00	0.00	0.00	0.00	0.00	0.00	0.00	0.00	300,000.00
Regional Field Unit - II			3,528,850.00	0.00	0.00	0.00	3,528,850.00	1,875,500.00	0.00	0.00	0.00	1,875,500.00	0.00	0.00	0.00	0.00	0.00	0.00	1,853,350.00	1,875,500.00
2022 AFC CONGRESS (CONTINUING)			1,853,350.00	0.00	0.00	0.00	1,853,350.00	0.00	0.00	0.00	0.00	0.00	0.00	0.00	0.00	0.00	0.00	0.00	0.00	1,853,350.00
MOOE	02-102101-2023-03-028	3/22/2023	1,853,350.00	0.00	0.00	0.00	1,853,350.00	0.00	0.00	0.00	0.00	0.00	0.00	0.00	0.00	0.00	0.00	0.00	0.00	1,853,350.00
FY 2023 FUND TRANSFER-CONSULTATION			1,088,000.00	0.00	0.00	0.00	1,088,000.00	1,088,000.00	0.00	0.00	0.00	1,088,000.00	0.00	0.00	0.00	0.00	0.00	0.00	0.00	1,088,000.00
MOOE	02-101101-2023-02-071	2/13/2023	1,088,000.00	0.00	0.00	0.00	1,088,000.00	1,088,000.00	0.00	0.00	0.00	1,088,000.00	0.00	0.00	0.00	0.00	0.00	0.00	0.00	1,088,000.00
FY 2023 FUND TRANSFER-LOGISTICS SUPPORT			350,000.00	0.00	0.00	0.00	350,000.00	350,000.00	0.00	0.00	0.00	350,000.00	0.00	0.00	0.00	0.00	0.00	0.00	0.00	350,000.00
MOOE	02-101101-2023-02-071	2/13/2023	350,000.00	0.00	0.00	0.00	350,000.00	350,000.00	0.00	0.00	0.00	350,000.00	0.00	0.00	0.00	0.00	0.00	0.00	0.00	350,000.00
FY 2023 FUND TRANSFER-MEMBERSHIP VALIDATION			137,500.00	0.00	0.00	0.00	137,500.00	137,500.00	0.00	0.00	0.00	137,500.00	0.00	0.00	0.00	0.00	0.00	0.00	0.00	137,500.00

Department :Department of Agriculture (DA)  
 Agency/Entity :Philippine Council for Agriculture and Fisheries  
 Operating Unit :< not applicable >  
 Organization Code (UACS) :05 013 0000000  
 Fund Cluster :01 - Regular Agency Fund  
 (e.g. UACS Fund Cluster: 05-Internally Generated Funds and 06-Business Related Funds)

Particulars	Obligations							Disbursements (Funds Transferred To)					Liquidations				Unpaid Obligations	Unliquidated Fund Transfers		
	Obligation Request and Status		1st Quarter Ending March 31	2nd Quarter Ending June 30	3rd Quarter Ending September 30	4th Quarter Ending December 31	Total	1st Quarter Ending March 31	2nd Quarter Ending June 30	3rd Quarter Ending September 30	4th Quarter Ending December 31	Total	1st Quarter Ending March 31	2nd Quarter Ending June 30	3rd Quarter Ending September 30	4th Quarter Ending December 31			Total	
	Number	Date	4	5	6	7	8=(4+5+6+7)	9	10	11	12	13=(9+10+11+12)	14	15	16	17			18=(14+15+16+17)	19=(8-13)
MOOE	02-101101-2023-02-071	2/13/2023	137,500.00	0.00	0.00	0.00	137,500.00	137,500.00	0.00	0.00	0.00	137,500.00	0.00	0.00	0.00	0.00	0.00	0.00	0.00	137,500.00
FY 2023 FUND TRANSFER-PMT			300,000.00	0.00	0.00	0.00	300,000.00	300,000.00	0.00	0.00	0.00	300,000.00	0.00	0.00	0.00	0.00	0.00	0.00	0.00	300,000.00
MOOE	02-101101-2023-03-216	3/15/2023	300,000.00	0.00	0.00	0.00	300,000.00	300,000.00	0.00	0.00	0.00	300,000.00	0.00	0.00	0.00	0.00	0.00	0.00	0.00	300,000.00
Regional Field Unit - III			2,019,500.00	0.00	0.00	0.00	2,019,500.00	2,019,500.00	0.00	0.00	0.00	2,019,500.00	0.00	0.00	0.00	0.00	0.00	0.00	0.00	2,019,500.00
FY 2023 FUND TRANSFER-CONSULTATION			1,232,000.00	0.00	0.00	0.00	1,232,000.00	1,232,000.00	0.00	0.00	0.00	1,232,000.00	0.00	0.00	0.00	0.00	0.00	0.00	0.00	1,232,000.00
MOOE	02-101101-2023-02-046	2/2/2023	1,232,000.00	0.00	0.00	0.00	1,232,000.00	1,232,000.00	0.00	0.00	0.00	1,232,000.00	0.00	0.00	0.00	0.00	0.00	0.00	0.00	1,232,000.00
FY 2023 FUND TRANSFER-LOGISTICS SUPPORT			350,000.00	0.00	0.00	0.00	350,000.00	350,000.00	0.00	0.00	0.00	350,000.00	0.00	0.00	0.00	0.00	0.00	0.00	0.00	350,000.00
MOOE	02-101101-2023-02-046	2/2/2023	350,000.00	0.00	0.00	0.00	350,000.00	350,000.00	0.00	0.00	0.00	350,000.00	0.00	0.00	0.00	0.00	0.00	0.00	0.00	350,000.00
FY 2023 FUND TRANSFER-MEMBERSHIP VALIDATION			137,500.00	0.00	0.00	0.00	137,500.00	137,500.00	0.00	0.00	0.00	137,500.00	0.00	0.00	0.00	0.00	0.00	0.00	0.00	137,500.00
MOOE	02-101101-2023-02-046	2/2/2023	137,500.00	0.00	0.00	0.00	137,500.00	137,500.00	0.00	0.00	0.00	137,500.00	0.00	0.00	0.00	0.00	0.00	0.00	0.00	137,500.00
FY 2023 FUND TRANSFER-PMT			300,000.00	0.00	0.00	0.00	300,000.00	300,000.00	0.00	0.00	0.00	300,000.00	0.00	0.00	0.00	0.00	0.00	0.00	0.00	300,000.00
MOOE	02-101101-2023-03-215	3/15/2023	300,000.00	0.00	0.00	0.00	300,000.00	300,000.00	0.00	0.00	0.00	300,000.00	0.00	0.00	0.00	0.00	0.00	0.00	0.00	300,000.00
Regional Field Unit - IVA			1,587,500.00	0.00	0.00	0.00	1,587,500.00	0.00	1,587,500.00	0.00	0.00	1,587,500.00	0.00	0.00	0.00	0.00	0.00	0.00	0.00	1,587,500.00
FY 2023 FUND TRANSFER-CONSULTATION			1,100,000.00	0.00	0.00	0.00	1,100,000.00	0.00	1,100,000.00	0.00	0.00	1,100,000.00	0.00	0.00	0.00	0.00	0.00	0.00	0.00	1,100,000.00
MOOE	02-101101-2023-03-212	3/14/2023	1,100,000.00	0.00	0.00	0.00	1,100,000.00	0.00	1,100,000.00	0.00	0.00	1,100,000.00	0.00	0.00	0.00	0.00	0.00	0.00	0.00	1,100,000.00
FY 2023 FUND TRANSFER-LOGISTICS SUPPORT			350,000.00	0.00	0.00	0.00	350,000.00	0.00	350,000.00	0.00	0.00	350,000.00	0.00	0.00	0.00	0.00	0.00	0.00	0.00	350,000.00
MOOE	02-101101-2023-03-212	3/14/2023	350,000.00	0.00	0.00	0.00	350,000.00	0.00	350,000.00	0.00	0.00	350,000.00	0.00	0.00	0.00	0.00	0.00	0.00	0.00	350,000.00
FY 2023 FUND TRANSFER-MEMBERSHIP VALIDATION			137,500.00	0.00	0.00	0.00	137,500.00	0.00	137,500.00	0.00	0.00	137,500.00	0.00	0.00	0.00	0.00	0.00	0.00	0.00	137,500.00
MOOE	02-101101-2023-03-212	3/14/2023	137,500.00	0.00	0.00	0.00	137,500.00	0.00	137,500.00	0.00	0.00	137,500.00	0.00	0.00	0.00	0.00	0.00	0.00	0.00	137,500.00
Regional Field Unit - V			1,635,500.00	0.00	0.00	0.00	1,635,500.00	1,635,500.00	0.00	0.00	0.00	1,635,500.00	0.00	0.00	0.00	0.00	0.00	0.00	0.00	1,635,500.00
FY 2023 FUND TRANSFER-CONSULTATION			1,148,000.00	0.00	0.00	0.00	1,148,000.00	1,148,000.00	0.00	0.00	0.00	1,148,000.00	0.00	0.00	0.00	0.00	0.00	0.00	0.00	1,148,000.00

**Department** : Department of Agriculture (DA)  
**Agency/Entity** : Philippine Council for Agriculture and Fisheries  
**Operating Unit** : < not applicable >  
**Organization Code (UACS)** : 05 013 0000000  
**Fund Cluster** : 01 - Regular Agency Fund  
 (e.g. UACS Fund Cluster: 05-Internally Generated Funds and 06-Business Related Funds)

Particulars	Obligation Request and Status		Obligations					Disbursements (Funds Transferred To)					Liquidations					Unpaid Obligations	Unliquidated Fund Transfers			
			1st Quarter Ending March 31	2nd Quarter Ending June 30	3rd Quarter Ending September 30	4th Quarter Ending December 31	Total	1st Quarter Ending March 31	2nd Quarter Ending June 30	3rd Quarter Ending September 30	4th Quarter Ending December 31	Total	1st Quarter Ending March 31	2nd Quarter Ending June 30	3rd Quarter Ending September 30	4th Quarter Ending December 31	Total					
	Number	Date	4	5	6	7	8=(4+5+6+7)	9	10	11	12	13=(9+10+11+12)	14	15	16	17	18=(14+15+16+17)			19=(8-13)	20=(13-18)	
MOOE	02-101101-2023-02-076	2/15/2023	1,148,000.00	0.00	0.00	0.00	1,148,000.00	1,148,000.00	0.00	0.00	0.00	1,148,000.00	0.00	0.00	0.00	0.00	0.00	0.00	0.00	1,148,000.00	0.00	1,148,000.00
FY 2023 FUND TRANSFER-LOGISTICS SUPPORT			350,000.00	0.00	0.00	0.00	350,000.00	350,000.00	0.00	0.00	0.00	350,000.00	0.00	0.00	0.00	0.00	0.00	0.00	0.00	350,000.00	0.00	350,000.00
MOOE	02-101101-2023-02-076	2/15/2023	350,000.00	0.00	0.00	0.00	350,000.00	350,000.00	0.00	0.00	0.00	350,000.00	0.00	0.00	0.00	0.00	0.00	0.00	0.00	350,000.00	0.00	350,000.00
FY 2023 FUND TRANSFER-MEMBERSHIP VALIDATION			137,500.00	0.00	0.00	0.00	137,500.00	137,500.00	0.00	0.00	0.00	137,500.00	0.00	0.00	0.00	0.00	0.00	0.00	0.00	137,500.00	0.00	137,500.00
MOOE	02-101101-2023-02-076	2/15/2023	137,500.00	0.00	0.00	0.00	137,500.00	137,500.00	0.00	0.00	0.00	137,500.00	0.00	0.00	0.00	0.00	0.00	0.00	0.00	137,500.00	0.00	137,500.00
Regional Field Unit - VI			1,883,500.00	0.00	0.00	0.00	1,883,500.00	0.00	1,883,500.00	0.00	0.00	1,883,500.00	0.00	0.00	0.00	0.00	0.00	0.00	0.00	0.00	0.00	1,883,500.00
FY 2023 FUND TRANSFER-CONSULTATION			1,196,000.00	0.00	0.00	0.00	1,196,000.00	0.00	1,196,000.00	0.00	0.00	1,196,000.00	0.00	0.00	0.00	0.00	0.00	0.00	0.00	0.00	0.00	1,196,000.00
MOOE	02-101101-2023-03-195	3/9/2023	1,196,000.00	0.00	0.00	0.00	1,196,000.00	0.00	1,196,000.00	0.00	0.00	1,196,000.00	0.00	0.00	0.00	0.00	0.00	0.00	0.00	0.00	0.00	1,196,000.00
FY 2023 FUND TRANSFER-LOGISTICS SUPPORT			350,000.00	0.00	0.00	0.00	350,000.00	0.00	350,000.00	0.00	0.00	350,000.00	0.00	0.00	0.00	0.00	0.00	0.00	0.00	0.00	0.00	350,000.00
MOOE	02-101101-2023-03-195	3/9/2023	350,000.00	0.00	0.00	0.00	350,000.00	0.00	350,000.00	0.00	0.00	350,000.00	0.00	0.00	0.00	0.00	0.00	0.00	0.00	0.00	0.00	350,000.00
FY 2023 FUND TRANSFER-MEMBERSHIP VALIDATION			137,500.00	0.00	0.00	0.00	137,500.00	0.00	137,500.00	0.00	0.00	137,500.00	0.00	0.00	0.00	0.00	0.00	0.00	0.00	0.00	0.00	137,500.00
MOOE	02-101101-2023-03-195	3/9/2023	137,500.00	0.00	0.00	0.00	137,500.00	0.00	137,500.00	0.00	0.00	137,500.00	0.00	0.00	0.00	0.00	0.00	0.00	0.00	0.00	0.00	137,500.00
Regional Field Unit - VII			868,150.00	1,467,500.00	0.00	0.00	2,335,650.00	0.00	1,467,500.00	0.00	0.00	1,467,500.00	0.00	0.00	0.00	0.00	0.00	0.00	0.00	868,150.00	1,467,500.00	2,335,650.00
2022 AFC CONGRESS (CONTINUING)			868,150.00	0.00	0.00	0.00	868,150.00	0.00	0.00	0.00	0.00	0.00	0.00	0.00	0.00	0.00	0.00	0.00	0.00	868,150.00	0.00	868,150.00
MOOE	02-102101-2023-03-029	3/23/2023	868,150.00	0.00	0.00	0.00	868,150.00	0.00	0.00	0.00	0.00	0.00	0.00	0.00	0.00	0.00	0.00	0.00	0.00	868,150.00	0.00	868,150.00
FY 2023 FUND TRANSFER-CONSULTATION			0.00	980,000.00	0.00	0.00	980,000.00	0.00	980,000.00	0.00	0.00	980,000.00	0.00	0.00	0.00	0.00	0.00	0.00	0.00	0.00	0.00	980,000.00
MOOE	02-101101-2023-04-341	4/14/2023	0.00	980,000.00	0.00	0.00	980,000.00	0.00	980,000.00	0.00	0.00	980,000.00	0.00	0.00	0.00	0.00	0.00	0.00	0.00	0.00	0.00	980,000.00
FY 2023 FUND TRANSFER-LOGISTICS SUPPORT			0.00	350,000.00	0.00	0.00	350,000.00	0.00	350,000.00	0.00	0.00	350,000.00	0.00	0.00	0.00	0.00	0.00	0.00	0.00	0.00	0.00	350,000.00
MOOE	02-101101-2023-04-341	4/14/2023	0.00	350,000.00	0.00	0.00	350,000.00	0.00	350,000.00	0.00	0.00	350,000.00	0.00	0.00	0.00	0.00	0.00	0.00	0.00	0.00	0.00	350,000.00
FY 2023 FUND TRANSFER-MEMBERSHIP VALIDATION			0.00	137,500.00	0.00	0.00	137,500.00	0.00	137,500.00	0.00	0.00	137,500.00	0.00	0.00	0.00	0.00	0.00	0.00	0.00	0.00	0.00	137,500.00
MOOE	02-101101-2023-04-341	4/14/2023	0.00	137,500.00	0.00	0.00	137,500.00	0.00	137,500.00	0.00	0.00	137,500.00	0.00	0.00	0.00	0.00	0.00	0.00	0.00	0.00	0.00	137,500.00

Department :Department of Agriculture (DA)  
 Agency/Entity :Philippine Council for Agriculture and Fisheries  
 Operating Unit :< not applicable >  
 Organization Code (UACS) :05 013 0000000  
 Fund Cluster :01 - Regular Agency Fund  
 (e.g. UACS Fund Cluster: 05-Internally Generated Funds and 06-Business Related Funds)

Particulars	Obligation Request and Status		Obligations					Disbursements (Funds Transferred To)					Liquidations					Unpaid Obligations	Unliquidated Fund Transfers	
			1st Quarter Ending March 31	2nd Quarter Ending June 30	3rd Quarter Ending September 30	4th Quarter Ending December 31	Total	1st Quarter Ending March 31	2nd Quarter Ending June 30	3rd Quarter Ending September 30	4th Quarter Ending December 31	Total	1st Quarter Ending March 31	2nd Quarter Ending June 30	3rd Quarter Ending September 30	4th Quarter Ending December 31	Total			
	Number	Date	4	5	6	7	8=(4+5+6+7)	9	10	11	12	13=(9+10+11+12)	14	15	16	17	18=(14+15+16+17)			19=(8-13)
Regional Field Unit - VIII			826,000.00	0.00	0.00	0.00	826,000.00	826,000.00	0.00	0.00	0.00	826,000.00	0.00	0.00	0.00	0.00	0.00	0.00	0.00	826,000.00
FY 2023 FUND TRANSFER-CONSULTATION			476,000.00	0.00	0.00	0.00	476,000.00	476,000.00	0.00	0.00	0.00	476,000.00	0.00	0.00	0.00	0.00	0.00	0.00	0.00	476,000.00
MOOE	02-101101-2023-02-082	2/15/2023	476,000.00	0.00	0.00	0.00	476,000.00	476,000.00	0.00	0.00	0.00	476,000.00	0.00	0.00	0.00	0.00	0.00	0.00	0.00	476,000.00
FY 2023 FUND TRANSFER-LOGISTICS SUPPORT			350,000.00	0.00	0.00	0.00	350,000.00	350,000.00	0.00	0.00	0.00	350,000.00	0.00	0.00	0.00	0.00	0.00	0.00	0.00	350,000.00
MOOE	02-101101-2023-02-082	2/15/2023	350,000.00	0.00	0.00	0.00	350,000.00	350,000.00	0.00	0.00	0.00	350,000.00	0.00	0.00	0.00	0.00	0.00	0.00	0.00	350,000.00
Regional Field Unit - IX			1,467,500.00	0.00	0.00	0.00	1,467,500.00	1,467,500.00	0.00	0.00	0.00	1,467,500.00	0.00	0.00	0.00	0.00	0.00	0.00	0.00	1,467,500.00
FY 2023 FUND TRANSFER-CONSULTATION			980,000.00	0.00	0.00	0.00	980,000.00	980,000.00	0.00	0.00	0.00	980,000.00	0.00	0.00	0.00	0.00	0.00	0.00	0.00	980,000.00
MOOE	02-101101-2023-02-108	2/23/2023	980,000.00	0.00	0.00	0.00	980,000.00	980,000.00	0.00	0.00	0.00	980,000.00	0.00	0.00	0.00	0.00	0.00	0.00	0.00	980,000.00
FY 2023 FUND TRANSFER-LOGISTICS SUPPORT			350,000.00	0.00	0.00	0.00	350,000.00	350,000.00	0.00	0.00	0.00	350,000.00	0.00	0.00	0.00	0.00	0.00	0.00	0.00	350,000.00
MOOE	02-101101-2023-02-108	2/23/2023	350,000.00	0.00	0.00	0.00	350,000.00	350,000.00	0.00	0.00	0.00	350,000.00	0.00	0.00	0.00	0.00	0.00	0.00	0.00	350,000.00
FY 2023 FUND TRANSFER-MEMBERSHIP VALIDATION			137,500.00	0.00	0.00	0.00	137,500.00	137,500.00	0.00	0.00	0.00	137,500.00	0.00	0.00	0.00	0.00	0.00	0.00	0.00	137,500.00
MOOE	02-101101-2023-02-108	2/23/2023	137,500.00	0.00	0.00	0.00	137,500.00	137,500.00	0.00	0.00	0.00	137,500.00	0.00	0.00	0.00	0.00	0.00	0.00	0.00	137,500.00
Regional Field Unit - X			2,811,800.00	0.00	0.00	0.00	2,811,800.00	1,543,500.00	0.00	0.00	0.00	1,543,500.00	0.00	0.00	0.00	0.00	0.00	1,268,300.00	1,543,500.00	
2022 AFC CONGRESS (CONTINUING)			1,268,300.00	0.00	0.00	0.00	1,268,300.00	0.00	0.00	0.00	0.00	0.00	0.00	0.00	0.00	0.00	0.00	0.00	1,268,300.00	
MOOE	02-102101-2023-03-030	3/28/2023	1,268,300.00	0.00	0.00	0.00	1,268,300.00	0.00	0.00	0.00	0.00	0.00	0.00	0.00	0.00	0.00	0.00	0.00	1,268,300.00	
FY 2023 FUND TRANSFER-CONSULTATION			1,056,000.00	0.00	0.00	0.00	1,056,000.00	1,056,000.00	0.00	0.00	0.00	1,056,000.00	0.00	0.00	0.00	0.00	0.00	0.00	0.00	1,056,000.00
MOOE	02-101101-2023-02-081	2/15/2023	1,056,000.00	0.00	0.00	0.00	1,056,000.00	1,056,000.00	0.00	0.00	0.00	1,056,000.00	0.00	0.00	0.00	0.00	0.00	0.00	0.00	1,056,000.00
FY 2023 FUND TRANSFER-LOGISTICS SUPPORT			350,000.00	0.00	0.00	0.00	350,000.00	350,000.00	0.00	0.00	0.00	350,000.00	0.00	0.00	0.00	0.00	0.00	0.00	0.00	350,000.00
MOOE	02-101101-2023-02-081	2/15/2023	350,000.00	0.00	0.00	0.00	350,000.00	350,000.00	0.00	0.00	0.00	350,000.00	0.00	0.00	0.00	0.00	0.00	0.00	0.00	350,000.00
FY 2023 FUND TRANSFER-MEMBERSHIP VALIDATION			137,500.00	0.00	0.00	0.00	137,500.00	137,500.00	0.00	0.00	0.00	137,500.00	0.00	0.00	0.00	0.00	0.00	0.00	0.00	137,500.00
MOOE	02-101101-2023-02-081	2/15/2023	137,500.00	0.00	0.00	0.00	137,500.00	137,500.00	0.00	0.00	0.00	137,500.00	0.00	0.00	0.00	0.00	0.00	0.00	0.00	137,500.00

Department :Department of Agriculture (DA)  
 Agency/Entity :Philippine Council for Agriculture and Fisheries  
 Operating Unit :< not applicable >  
 Organization Code (UACS) :05 013 000000  
 Fund Cluster :01 - Regular Agency Fund  
 (e.g. UACS Fund Cluster: 05-Internally Generated Funds and 06-Business Related Funds)

Particulars	Obligation Request and Status		Obligations					Disbursements (Funds Transferred To)					Liquidations					Unpaid Obligations	Unliquidated Fund Transfers	
	Number	Date	1st Quarter	2nd Quarter	3rd Quarter	4th Quarter	Total	1st Quarter	2nd Quarter	3rd Quarter	4th Quarter	Total	1st Quarter	2nd Quarter	3rd Quarter	4th Quarter	Total			
			Ending March 31	Ending June 30	Ending September 30	Ending December 31		Ending March 31	Ending June 30	Ending September 30	Ending December 31		Ending March 31	Ending June 30	Ending September 30	Ending December 31				
1	2	3	4	5	6	7	8=(4+5+6+7)	9	10	11	12	13=(9+10+11+12)	14	15	16	17	18=(14+15+16+17)	19=(8-13)	20=(13-18)	
Regional Field Unit - XI			1,027,500.00	0.00	0.00	0.00	1,027,500.00	0.00	1,027,500.00	0.00	0.00	1,027,500.00	0.00	0.00	0.00	0.00	0.00	0.00	0.00	1,027,500.00
FY 2023 FUND TRANSFER-CONSULTATION			540,000.00	0.00	0.00	0.00	540,000.00	0.00	540,000.00	0.00	0.00	540,000.00	0.00	0.00	0.00	0.00	0.00	0.00	0.00	540,000.00
MOOE	02-101101-2023-03-249	3/23/2023	540,000.00	0.00	0.00	0.00	540,000.00	0.00	540,000.00	0.00	0.00	540,000.00	0.00	0.00	0.00	0.00	0.00	0.00	0.00	540,000.00
FY 2023 FUND TRANSFER-LOGISTICS SUPPORT			350,000.00	0.00	0.00	0.00	350,000.00	0.00	350,000.00	0.00	0.00	350,000.00	0.00	0.00	0.00	0.00	0.00	0.00	0.00	350,000.00
MOOE	02-101101-2023-03-249	3/23/2023	350,000.00	0.00	0.00	0.00	350,000.00	0.00	350,000.00	0.00	0.00	350,000.00	0.00	0.00	0.00	0.00	0.00	0.00	0.00	350,000.00
FY 2023 FUND TRANSFER-MEMBERSHIP VALIDATION			137,500.00	0.00	0.00	0.00	137,500.00	0.00	137,500.00	0.00	0.00	137,500.00	0.00	0.00	0.00	0.00	0.00	0.00	0.00	137,500.00
MOOE	02-101101-2023-03-249	3/23/2023	137,500.00	0.00	0.00	0.00	137,500.00	0.00	137,500.00	0.00	0.00	137,500.00	0.00	0.00	0.00	0.00	0.00	0.00	0.00	137,500.00
Regional Field Unit - XII			1,515,500.00	0.00	0.00	0.00	1,515,500.00	0.00	1,515,500.00	0.00	0.00	1,515,500.00	0.00	0.00	0.00	0.00	0.00	0.00	0.00	1,515,500.00
FY 2023 FUND TRANSFER-CONSULTATION			1,028,000.00	0.00	0.00	0.00	1,028,000.00	0.00	1,028,000.00	0.00	0.00	1,028,000.00	0.00	0.00	0.00	0.00	0.00	0.00	0.00	1,028,000.00
MOOE	02-101101-2023-03-263	3/27/2023	1,028,000.00	0.00	0.00	0.00	1,028,000.00	0.00	1,028,000.00	0.00	0.00	1,028,000.00	0.00	0.00	0.00	0.00	0.00	0.00	0.00	1,028,000.00
FY 2023 FUND TRANSFER-LOGISTICS SUPPORT			350,000.00	0.00	0.00	0.00	350,000.00	0.00	350,000.00	0.00	0.00	350,000.00	0.00	0.00	0.00	0.00	0.00	0.00	0.00	350,000.00
MOOE	02-101101-2023-03-263	3/27/2023	350,000.00	0.00	0.00	0.00	350,000.00	0.00	350,000.00	0.00	0.00	350,000.00	0.00	0.00	0.00	0.00	0.00	0.00	0.00	350,000.00
FY 2023 FUND TRANSFER-MEMBERSHIP VALIDATION			137,500.00	0.00	0.00	0.00	137,500.00	0.00	137,500.00	0.00	0.00	137,500.00	0.00	0.00	0.00	0.00	0.00	0.00	0.00	137,500.00
MOOE	02-101101-2023-03-263	3/27/2023	137,500.00	0.00	0.00	0.00	137,500.00	0.00	137,500.00	0.00	0.00	137,500.00	0.00	0.00	0.00	0.00	0.00	0.00	0.00	137,500.00
Regional Field Unit - CAR			1,277,700.00	0.00	0.00	0.00	1,277,700.00	977,700.00	300,000.00	0.00	0.00	1,277,700.00	0.00	0.00	0.00	0.00	0.00	0.00	0.00	1,277,700.00
FY 2023 FUND TRANSFER-CONSULTATION			490,200.00	0.00	0.00	0.00	490,200.00	490,200.00	0.00	0.00	0.00	490,200.00	0.00	0.00	0.00	0.00	0.00	0.00	0.00	490,200.00
MOOE	02-101101-2023-02-070	2/13/2023	490,200.00	0.00	0.00	0.00	490,200.00	490,200.00	0.00	0.00	0.00	490,200.00	0.00	0.00	0.00	0.00	0.00	0.00	0.00	490,200.00
FY 2023 FUND TRANSFER-LOGISTICS SUPPORT			350,000.00	0.00	0.00	0.00	350,000.00	350,000.00	0.00	0.00	0.00	350,000.00	0.00	0.00	0.00	0.00	0.00	0.00	0.00	350,000.00
MOOE	02-101101-2023-02-070	2/13/2023	350,000.00	0.00	0.00	0.00	350,000.00	350,000.00	0.00	0.00	0.00	350,000.00	0.00	0.00	0.00	0.00	0.00	0.00	0.00	350,000.00
FY 2023 FUND TRANSFER-MEMBERSHIP VALIDATION			137,500.00	0.00	0.00	0.00	137,500.00	137,500.00	0.00	0.00	0.00	137,500.00	0.00	0.00	0.00	0.00	0.00	0.00	0.00	137,500.00
MOOE	02-101101-2023-02-070	2/13/2023	137,500.00	0.00	0.00	0.00	137,500.00	137,500.00	0.00	0.00	0.00	137,500.00	0.00	0.00	0.00	0.00	0.00	0.00	0.00	137,500.00



Department : Department of Agriculture (DA)  
 Agency/Entity : Philippine Council for Agriculture and Fisheries  
 Operating Unit : < not applicable >  
 Organization Code (UACS) : 05 013 0000000  
 Fund Cluster : 01 - Regular Agency Fund  
 (e.g. UACS Fund Cluster: 05-Internally Generated Funds and 06-Business Related Funds)

Particulars	Obligations							Disbursements (Funds Transferred To)					Liquidations					Unpaid Obligations	Unliquidated Fund Transfers	
	Obligation Request and Status		1st Quarter	2nd Quarter	3rd Quarter	4th Quarter	Total	1st Quarter	2nd Quarter	3rd Quarter	4th Quarter	Total	1st Quarter	2nd Quarter	3rd Quarter	4th Quarter	Total			
	Number	Date	Ending March 31	Ending June 30	Ending September 30	Ending December 31		Ending March 31	Ending June 30	Ending September 30	Ending December 31		Ending March 31	Ending June 30	Ending September 30	Ending December 31				
1	2	3	4	5	6	7	8=(4+5+6+7)	9	10	11	12	13=(9+10+11+12)	14	15	16	17	18=(14+15+16+17)	19=(8-13)	20=(13-18)	
FY 2023 FUND TRANSFER-PMT			300,000.00	0.00	0.00	0.00	300,000.00	0.00	300,000.00	0.00	0.00	300,000.00	0.00	0.00	0.00	0.00	0.00	0.00	0.00	300,000.00
MOOE	02-101101-2023-03-170	3/7/2023	300,000.00	0.00	0.00	0.00	300,000.00	0.00	300,000.00	0.00	0.00	300,000.00	0.00	0.00	0.00	0.00	0.00	0.00	0.00	300,000.00
Regional Field Unit - XIII			1,387,500.00	0.00	0.00	0.00	1,387,500.00	1,387,500.00	0.00	0.00	0.00	1,387,500.00	0.00	0.00	0.00	0.00	0.00	0.00	0.00	1,387,500.00
FY 2023 FUND TRANSFER-CONSULTATION			600,000.00	0.00	0.00	0.00	600,000.00	600,000.00	0.00	0.00	0.00	600,000.00	0.00	0.00	0.00	0.00	0.00	0.00	0.00	600,000.00
MOOE	02-101101-2023-03-171	3/7/2023	600,000.00	0.00	0.00	0.00	600,000.00	600,000.00	0.00	0.00	0.00	600,000.00	0.00	0.00	0.00	0.00	0.00	0.00	0.00	600,000.00
FY 2023 FUND TRANSFER-LOGISTICS SUPPORT			350,000.00	0.00	0.00	0.00	350,000.00	350,000.00	0.00	0.00	0.00	350,000.00	0.00	0.00	0.00	0.00	0.00	0.00	0.00	350,000.00
MOOE	02-101101-2023-03-171	3/7/2023	350,000.00	0.00	0.00	0.00	350,000.00	350,000.00	0.00	0.00	0.00	350,000.00	0.00	0.00	0.00	0.00	0.00	0.00	0.00	350,000.00
FY 2023 FUND TRANSFER-MEMBERSHIP VALIDATION			137,500.00	0.00	0.00	0.00	137,500.00	137,500.00	0.00	0.00	0.00	137,500.00	0.00	0.00	0.00	0.00	0.00	0.00	0.00	137,500.00
MOOE	02-101101-2023-03-171	3/7/2023	137,500.00	0.00	0.00	0.00	137,500.00	137,500.00	0.00	0.00	0.00	137,500.00	0.00	0.00	0.00	0.00	0.00	0.00	0.00	137,500.00
FY 2023 FUND TRANSFER-PMT			300,000.00	0.00	0.00	0.00	300,000.00	300,000.00	0.00	0.00	0.00	300,000.00	0.00	0.00	0.00	0.00	0.00	0.00	0.00	300,000.00
MOOE	02-101101-2023-03-218	3/15/2023	300,000.00	0.00	0.00	0.00	300,000.00	300,000.00	0.00	0.00	0.00	300,000.00	0.00	0.00	0.00	0.00	0.00	0.00	0.00	300,000.00
Regional Field Unit - IVB			1,674,800.00	0.00	0.00	0.00	1,674,800.00	1,674,800.00	0.00	0.00	0.00	1,674,800.00	0.00	0.00	0.00	0.00	0.00	0.00	0.00	1,674,800.00
FY 2023 FUND TRANSFER-CONSULTATION			1,187,300.00	0.00	0.00	0.00	1,187,300.00	1,187,300.00	0.00	0.00	0.00	1,187,300.00	0.00	0.00	0.00	0.00	0.00	0.00	0.00	1,187,300.00
MOOE	02-101101-2023-02-075	2/15/2023	1,187,300.00	0.00	0.00	0.00	1,187,300.00	1,187,300.00	0.00	0.00	0.00	1,187,300.00	0.00	0.00	0.00	0.00	0.00	0.00	0.00	1,187,300.00
FY 2023 FUND TRANSFER-LOGISTICS SUPPORT			350,000.00	0.00	0.00	0.00	350,000.00	350,000.00	0.00	0.00	0.00	350,000.00	0.00	0.00	0.00	0.00	0.00	0.00	0.00	350,000.00
MOOE	02-101101-2023-02-075	2/15/2023	350,000.00	0.00	0.00	0.00	350,000.00	350,000.00	0.00	0.00	0.00	350,000.00	0.00	0.00	0.00	0.00	0.00	0.00	0.00	350,000.00
FY 2023 FUND TRANSFER-MEMBERSHIP VALIDATION			137,500.00	0.00	0.00	0.00	137,500.00	137,500.00	0.00	0.00	0.00	137,500.00	0.00	0.00	0.00	0.00	0.00	0.00	0.00	137,500.00
MOOE	02-101101-2023-02-075	2/15/2023	137,500.00	0.00	0.00	0.00	137,500.00	137,500.00	0.00	0.00	0.00	137,500.00	0.00	0.00	0.00	0.00	0.00	0.00	0.00	137,500.00
Autonomous Region in Muslim Mindanao (ARMM)			1,988,200.00	300,000.00	0.00	0.00	2,288,200.00	0.00	2,288,200.00	0.00	0.00	2,288,200.00	0.00	0.00	0.00	0.00	0.00	0.00	0.00	2,288,200.00
Autonomous Regional Government in Muslim Mindanao			1,988,200.00	300,000.00	0.00	0.00	2,288,200.00	0.00	2,288,200.00	0.00	0.00	2,288,200.00	0.00	0.00	0.00	0.00	0.00	0.00	0.00	2,288,200.00
Regional Department of Agriculture and Fisheries			1,988,200.00	300,000.00	0.00	0.00	2,288,200.00	0.00	2,288,200.00	0.00	0.00	2,288,200.00	0.00	0.00	0.00	0.00	0.00	0.00	0.00	2,288,200.00

Department :Department of Agriculture (DA)  
 Agency/Entity :Philippine Council for Agriculture and Fisheries  
 Operating Unit :< not applicable >  
 Organization Code (UACS) :05 013 0000000  
 Fund Cluster :01 - Regular Agency Fund  
 (e.g. UACS Fund Cluster: 05-Internally Generated Funds and 06-Business Related Funds)

Particulars	Obligations							Disbursements (Funds Transferred To)					Liquidations					Unpaid Obligations	Unliquidated Fund Transfers	
	Obligation Request and Status		1st Quarter Ending March 31	2nd Quarter Ending June 30	3rd Quarter Ending September 30	4th Quarter Ending December 31	Total	1st Quarter Ending March 31	2nd Quarter Ending June 30	3rd Quarter Ending September 30	4th Quarter Ending December 31	Total	1st Quarter Ending March 31	2nd Quarter Ending June 30	3rd Quarter Ending September 30	4th Quarter Ending December 31	Total			
	Number	Date	4	5	6	7	8=(4+5+6+7)	9	10	11	12	13=(9+10+11+12)	14	15	16	17	18=(14+15+16+17)			19=(8-13)
FY 2023 FUND TRANSFER-CONSULTATION			1,480,700.00	0.00	0.00	0.00	1,480,700.00	0.00	1,480,700.00	0.00	0.00	1,480,700.00	0.00	0.00	0.00	0.00	0.00	0.00	0.00	1,480,700.00
MOOE	02-101101-2023-03-243	3/22/2023	1,480,700.00	0.00	0.00	0.00	1,480,700.00	0.00	1,480,700.00	0.00	0.00	1,480,700.00	0.00	0.00	0.00	0.00	0.00	0.00	0.00	1,480,700.00
FY 2023 FUND TRANSFER-LOGISTICS SUPPORT			350,000.00	0.00	0.00	0.00	350,000.00	0.00	350,000.00	0.00	0.00	350,000.00	0.00	0.00	0.00	0.00	0.00	0.00	0.00	350,000.00
MOOE	02-101101-2023-03-243	3/22/2023	350,000.00	0.00	0.00	0.00	350,000.00	0.00	350,000.00	0.00	0.00	350,000.00	0.00	0.00	0.00	0.00	0.00	0.00	0.00	350,000.00
FY 2023 FUND TRANSFER-MEMBERSHIP VALIDATION			137,500.00	0.00	0.00	0.00	137,500.00	0.00	137,500.00	0.00	0.00	137,500.00	0.00	0.00	0.00	0.00	0.00	0.00	0.00	137,500.00
MOOE	02-101101-2023-03-243	3/22/2023	137,500.00	0.00	0.00	0.00	137,500.00	0.00	137,500.00	0.00	0.00	137,500.00	0.00	0.00	0.00	0.00	0.00	0.00	0.00	137,500.00
FY 2023 FUND TRANSFER-PMT			0.00	300,000.00	0.00	0.00	300,000.00	0.00	300,000.00	0.00	0.00	300,000.00	0.00	0.00	0.00	0.00	0.00	0.00	0.00	300,000.00
MOOE	02-101101-2023-05-474	5/11/2023	0.00	300,000.00	0.00	0.00	300,000.00	0.00	300,000.00	0.00	0.00	300,000.00	0.00	0.00	0.00	0.00	0.00	0.00	0.00	300,000.00
			144,000.00	0.00	0.00	0.00	144,000.00	0.00	0.00	0.00	0.00	0.00	0.00	0.00	0.00	0.00	0.00	0.00	144,000.00	0.00
OFFICE OF THE PROVINCIAL GOVERNOR-SIQUJOR			144,000.00	0.00	0.00	0.00	144,000.00	0.00	0.00	0.00	0.00	0.00	0.00	0.00	0.00	0.00	0.00	0.00	0.00	144,000.00
OFFICE OF THE PROVINCIAL GOVERNOR-SIQUJOR			144,000.00	0.00	0.00	0.00	144,000.00	0.00	0.00	0.00	0.00	0.00	0.00	0.00	0.00	0.00	0.00	0.00	0.00	144,000.00
FY 2023 FUND TRANSFER-CONSULTATION			144,000.00	0.00	0.00	0.00	144,000.00	0.00	0.00	0.00	0.00	0.00	0.00	0.00	0.00	0.00	0.00	0.00	0.00	144,000.00
MOOE	02-101101-2023-03-280	3/31/2023	144,000.00	0.00	0.00	0.00	144,000.00	0.00	0.00	0.00	0.00	0.00	0.00	0.00	0.00	0.00	0.00	0.00	0.00	144,000.00
			48,000.00	0.00	0.00	0.00	48,000.00	48,000.00	0.00	0.00	0.00	48,000.00	0.00	0.00	0.00	0.00	0.00	0.00	0.00	48,000.00
ORMOC CITY LGU			48,000.00	0.00	0.00	0.00	48,000.00	48,000.00	0.00	0.00	0.00	48,000.00	0.00	0.00	0.00	0.00	0.00	0.00	0.00	48,000.00
ORMOC CITY LGU			48,000.00	0.00	0.00	0.00	48,000.00	48,000.00	0.00	0.00	0.00	48,000.00	0.00	0.00	0.00	0.00	0.00	0.00	0.00	48,000.00
FY 2023 FUND TRANSFER-CONSULTATION			48,000.00	0.00	0.00	0.00	48,000.00	48,000.00	0.00	0.00	0.00	48,000.00	0.00	0.00	0.00	0.00	0.00	0.00	0.00	48,000.00
MOOE	02-101101-2023-03-178	3/7/2023	48,000.00	0.00	0.00	0.00	48,000.00	48,000.00	0.00	0.00	0.00	48,000.00	0.00	0.00	0.00	0.00	0.00	0.00	0.00	48,000.00
			124,000.00	0.00	0.00	0.00	124,000.00	124,000.00	0.00	0.00	0.00	124,000.00	0.00	0.00	0.00	0.00	0.00	0.00	0.00	124,000.00
PROVINCE OF NORTHERN SAMAR			124,000.00	0.00	0.00	0.00	124,000.00	124,000.00	0.00	0.00	0.00	124,000.00	0.00	0.00	0.00	0.00	0.00	0.00	0.00	124,000.00
PROVINCE OF NORTHERN SAMAR			124,000.00	0.00	0.00	0.00	124,000.00	124,000.00	0.00	0.00	0.00	124,000.00	0.00	0.00	0.00	0.00	0.00	0.00	0.00	124,000.00

Department : Department of Agriculture (DA)  
 Agency/Entity : Philippine Council for Agriculture and Fisheries  
 Operating Unit : < not applicable >  
 Organization Code (UACS) : 05 013 000000  
 Fund Cluster : 01 - Regular Agency Fund  
 (e.g. UACS Fund Cluster: 05-Internally Generated Funds and 06-Business Related Funds)

Particulars	Obligation Request and Status		Obligations					Disbursements (Funds Transferred To)					Liquidations					Unpaid Obligations	Unliquidated Fund Transfers	
			1st Quarter Ending March 31	2nd Quarter Ending June 30	3rd Quarter Ending September 30	4th Quarter Ending December 31	Total	1st Quarter Ending March 31	2nd Quarter Ending June 30	3rd Quarter Ending September 30	4th Quarter Ending December 31	Total	1st Quarter Ending March 31	2nd Quarter Ending June 30	3rd Quarter Ending September 30	4th Quarter Ending December 31	Total			
	Number	Date	4	5	6	7	8=(4+5+6+7)	9	10	11	12	13=(9+10+11+12)	14	15	16	17	18=(14+15+16+17)			19=(8-13)
FY 2023 FUND TRANSFER-CONSULTATION			124,000.00	0.00	0.00	0.00	124,000.00	124,000.00	0.00	0.00	0.00	124,000.00	0.00	0.00	0.00	0.00	0.00	0.00	0.00	124,000.00
MOOE	02-101101-2023-03-177	3/7/2023	124,000.00	0.00	0.00	0.00	124,000.00	124,000.00	0.00	0.00	0.00	124,000.00	0.00	0.00	0.00	0.00	0.00	0.00	0.00	124,000.00
			140,000.00	0.00	0.00	0.00	140,000.00	0.00	140,000.00	0.00	0.00	140,000.00	0.00	0.00	0.00	0.00	0.00	0.00	0.00	140,000.00
PROVINCE OF SAMAR TRUST FUND			140,000.00	0.00	0.00	0.00	140,000.00	0.00	140,000.00	0.00	0.00	140,000.00	0.00	0.00	0.00	0.00	0.00	0.00	0.00	140,000.00
PROVINCE OF SAMAR TRUST FUND			140,000.00	0.00	0.00	0.00	140,000.00	0.00	140,000.00	0.00	0.00	140,000.00	0.00	0.00	0.00	0.00	0.00	0.00	0.00	140,000.00
FY 2023 FUND TRANSFER-CONSULTATION			140,000.00	0.00	0.00	0.00	140,000.00	0.00	140,000.00	0.00	0.00	140,000.00	0.00	0.00	0.00	0.00	0.00	0.00	0.00	140,000.00
MOOE	02-101101-2023-03-286	3/28/2023	140,000.00	0.00	0.00	0.00	140,000.00	0.00	140,000.00	0.00	0.00	140,000.00	0.00	0.00	0.00	0.00	0.00	0.00	0.00	140,000.00
			108,000.00	0.00	0.00	0.00	108,000.00	108,000.00	0.00	0.00	0.00	108,000.00	0.00	0.00	0.00	0.00	0.00	0.00	0.00	108,000.00
PROVINCIAL GOVERNMENT OF APAYAO			108,000.00	0.00	0.00	0.00	108,000.00	108,000.00	0.00	0.00	0.00	108,000.00	0.00	0.00	0.00	0.00	0.00	0.00	0.00	108,000.00
PROVINCIAL GOVERNMENT OF APAYAO			108,000.00	0.00	0.00	0.00	108,000.00	108,000.00	0.00	0.00	0.00	108,000.00	0.00	0.00	0.00	0.00	0.00	0.00	0.00	108,000.00
FY 2023 FUND TRANSFER-CONSULTATION			108,000.00	0.00	0.00	0.00	108,000.00	108,000.00	0.00	0.00	0.00	108,000.00	0.00	0.00	0.00	0.00	0.00	0.00	0.00	108,000.00
MOOE	02-101101-2023-03-167	3/8/2023	108,000.00	0.00	0.00	0.00	108,000.00	108,000.00	0.00	0.00	0.00	108,000.00	0.00	0.00	0.00	0.00	0.00	0.00	0.00	108,000.00
			225,600.00	0.00	0.00	0.00	225,600.00	225,600.00	0.00	0.00	0.00	225,600.00	0.00	0.00	0.00	0.00	0.00	0.00	0.00	225,600.00
PROVINCIAL GOVERNMENT OF BENGUET			225,600.00	0.00	0.00	0.00	225,600.00	225,600.00	0.00	0.00	0.00	225,600.00	0.00	0.00	0.00	0.00	0.00	0.00	0.00	225,600.00
PROVINCIAL GOVERNMENT OF BENGUET			225,600.00	0.00	0.00	0.00	225,600.00	225,600.00	0.00	0.00	0.00	225,600.00	0.00	0.00	0.00	0.00	0.00	0.00	0.00	225,600.00
FY 2023 FUND TRANSFER-CONSULTATION			225,600.00	0.00	0.00	0.00	225,600.00	225,600.00	0.00	0.00	0.00	225,600.00	0.00	0.00	0.00	0.00	0.00	0.00	0.00	225,600.00
MOOE	02-101101-2023-01-031	1/31/2023	225,600.00	0.00	0.00	0.00	225,600.00	225,600.00	0.00	0.00	0.00	225,600.00	0.00	0.00	0.00	0.00	0.00	0.00	0.00	225,600.00
			80,000.00	0.00	0.00	0.00	80,000.00	0.00	80,000.00	0.00	0.00	80,000.00	0.00	0.00	0.00	0.00	0.00	0.00	0.00	80,000.00
PROVINCIAL GOVERNMENT OF CAMIGUIN			80,000.00	0.00	0.00	0.00	80,000.00	0.00	80,000.00	0.00	0.00	80,000.00	0.00	0.00	0.00	0.00	0.00	0.00	0.00	80,000.00
PROVINCIAL GOVERNMENT OF CAMIGUIN			80,000.00	0.00	0.00	0.00	80,000.00	0.00	80,000.00	0.00	0.00	80,000.00	0.00	0.00	0.00	0.00	0.00	0.00	0.00	80,000.00
FY 2023 FUND TRANSFER-CONSULTATION			80,000.00	0.00	0.00	0.00	80,000.00	0.00	80,000.00	0.00	0.00	80,000.00	0.00	0.00	0.00	0.00	0.00	0.00	0.00	80,000.00

Department :Department of Agriculture (DA)  
 Agency/Entity :Philippine Council for Agriculture and Fisheries  
 Operating Unit :< not applicable >  
 Organization Code (UACS) :05 013 0000000  
 Fund Cluster :01 - Regular Agency Fund  
 (e.g. UACS Fund Cluster: 05-Internally Generated Funds and 06-Business Related Funds)


Particulars	Obligations							Disbursements (Funds Transferred To)					Liquidations					Unpaid Obligations	Unliquidated Fund Transfers	
	Obligation Request and Status		1st Quarter Ending March 31	2nd Quarter Ending June 30	3rd Quarter Ending September 30	4th Quarter Ending December 31	Total	1st Quarter Ending March 31	2nd Quarter Ending June 30	3rd Quarter Ending September 30	4th Quarter Ending December 31	Total	1st Quarter Ending March 31	2nd Quarter Ending June 30	3rd Quarter Ending September 30	4th Quarter Ending December 31	Total			
	Number	Date	4	5	6	7	8=(4+5+6+7)	9	10	11	12	13=(9+10+11+12)	14	15	16	17	18=(14+15+16+17)			19=(8-13)
MOOE	02-101101-2023-03-274	3/29/2023	80,000.00	0.00	0.00	0.00	80,000.00	0.00	80,000.00	0.00	0.00	80,000.00	0.00	0.00	0.00	0.00	0.00	0.00	0.00	80,000.00
			204,000.00	0.00	0.00	0.00	204,000.00	0.00	204,000.00	0.00	0.00	204,000.00	0.00	0.00	0.00	0.00	0.00	0.00	0.00	204,000.00
PROVINCIAL GOVERNMENT OF DAVAO ORIENTAL			204,000.00	0.00	0.00	0.00	204,000.00	0.00	204,000.00	0.00	0.00	204,000.00	0.00	0.00	0.00	0.00	0.00	0.00	0.00	204,000.00
PROVINCIAL GOVERNMENT OF DAVAO ORIENTAL			204,000.00	0.00	0.00	0.00	204,000.00	0.00	204,000.00	0.00	0.00	204,000.00	0.00	0.00	0.00	0.00	0.00	0.00	0.00	204,000.00
FY 2023 FUND TRANSFER-CONSULTATION			204,000.00	0.00	0.00	0.00	204,000.00	0.00	204,000.00	0.00	0.00	204,000.00	0.00	0.00	0.00	0.00	0.00	0.00	0.00	204,000.00
MOOE	02-101101-2023-03-257	3/23/2023	204,000.00	0.00	0.00	0.00	204,000.00	0.00	204,000.00	0.00	0.00	204,000.00	0.00	0.00	0.00	0.00	0.00	0.00	0.00	204,000.00
			124,000.00	0.00	0.00	0.00	124,000.00	0.00	124,000.00	0.00	0.00	124,000.00	0.00	0.00	0.00	0.00	0.00	0.00	0.00	124,000.00
PROVINCIAL GOVERNMENT OF EASTERN SAMAR			124,000.00	0.00	0.00	0.00	124,000.00	0.00	124,000.00	0.00	0.00	124,000.00	0.00	0.00	0.00	0.00	0.00	0.00	0.00	124,000.00
PROVINCIAL GOVERNMENT OF EASTERN SAMAR			124,000.00	0.00	0.00	0.00	124,000.00	0.00	124,000.00	0.00	0.00	124,000.00	0.00	0.00	0.00	0.00	0.00	0.00	0.00	124,000.00
FY 2023 FUND TRANSFER-CONSULTATION			124,000.00	0.00	0.00	0.00	124,000.00	0.00	124,000.00	0.00	0.00	124,000.00	0.00	0.00	0.00	0.00	0.00	0.00	0.00	124,000.00
MOOE	02-101101-2023-02-086	2/17/2023	124,000.00	0.00	0.00	0.00	124,000.00	0.00	124,000.00	0.00	0.00	124,000.00	0.00	0.00	0.00	0.00	0.00	0.00	0.00	124,000.00
			169,800.00	0.00	0.00	0.00	169,800.00	169,800.00	0.00	0.00	0.00	169,800.00	0.00	0.00	0.00	0.00	0.00	0.00	0.00	169,800.00
PROVINCIAL GOVERNMENT OF IFUGAO			169,800.00	0.00	0.00	0.00	169,800.00	169,800.00	0.00	0.00	0.00	169,800.00	0.00	0.00	0.00	0.00	0.00	0.00	0.00	169,800.00
PROVINCIAL GOVERNMENT OF IFUGAO			169,800.00	0.00	0.00	0.00	169,800.00	169,800.00	0.00	0.00	0.00	169,800.00	0.00	0.00	0.00	0.00	0.00	0.00	0.00	169,800.00
FY 2023 FUND TRANSFER-CONSULTATION			169,800.00	0.00	0.00	0.00	169,800.00	169,800.00	0.00	0.00	0.00	169,800.00	0.00	0.00	0.00	0.00	0.00	0.00	0.00	169,800.00
MOOE	02-101101-2023-02-066	2/13/2023	169,800.00	0.00	0.00	0.00	169,800.00	169,800.00	0.00	0.00	0.00	169,800.00	0.00	0.00	0.00	0.00	0.00	0.00	0.00	169,800.00
			126,100.00	0.00	0.00	0.00	126,100.00	126,100.00	0.00	0.00	0.00	126,100.00	0.00	0.00	0.00	0.00	0.00	0.00	0.00	126,100.00
PROVINCIAL GOVERNMENT OF KALINGA			126,100.00	0.00	0.00	0.00	126,100.00	126,100.00	0.00	0.00	0.00	126,100.00	0.00	0.00	0.00	0.00	0.00	0.00	0.00	126,100.00
PROVINCIAL GOVERNMENT OF KALINGA			126,100.00	0.00	0.00	0.00	126,100.00	126,100.00	0.00	0.00	0.00	126,100.00	0.00	0.00	0.00	0.00	0.00	0.00	0.00	126,100.00
FY 2023 FUND TRANSFER-CONSULTATION			126,100.00	0.00	0.00	0.00	126,100.00	126,100.00	0.00	0.00	0.00	126,100.00	0.00	0.00	0.00	0.00	0.00	0.00	0.00	126,100.00
MOOE	02-101101-2023-03-207	3/9/2023	126,100.00	0.00	0.00	0.00	126,100.00	126,100.00	0.00	0.00	0.00	126,100.00	0.00	0.00	0.00	0.00	0.00	0.00	0.00	126,100.00


Department : Department of Agriculture (DA)  
 Agency/Entity : Philippine Council for Agriculture and Fisheries  
 Operating Unit : < not applicable >  
 Organization Code (IACS) : 05 013 0000000  
 Fund Cluster : 01 - Regular Agency Fund  
 (e.g. UACS Fund Cluster: 05-Internally Generated Funds and 06-Business Related Funds)

Particulars	Obligations							Disbursements (Funds Transferred To)					Liquidations					Unpaid Obligations	Unliquidated Fund Transfers	
	Obligation Request and Status		1st Quarter Ending March 31	2nd Quarter Ending June 30	3rd Quarter Ending September 30	4th Quarter Ending December 31	Total	1st Quarter Ending March 31	2nd Quarter Ending June 30	3rd Quarter Ending September 30	4th Quarter Ending December 31	Total	1st Quarter Ending March 31	2nd Quarter Ending June 30	3rd Quarter Ending September 30	4th Quarter Ending December 31	Total			
	Number	Date	4	5	6	7	8=(4+5+6+7)	9	10	11	12	13=(9+10+11+12)	14	15	16	17	18=(14+15+16+17)			19=(8-13)
			181,900.00	0.00	0.00	0.00	181,900.00	181,900.00	0.00	0.00	0.00	181,900.00	0.00	0.00	0.00	0.00	0.00	0.00	0.00	181,900.00
PROVINCIAL GOVERNMENT OF MT. PROVINCE			181,900.00	0.00	0.00	0.00	181,900.00	181,900.00	0.00	0.00	0.00	181,900.00	0.00	0.00	0.00	0.00	0.00	0.00	0.00	181,900.00
PROVINCIAL GOVERNMENT OF MT. PROVINCE			181,900.00	0.00	0.00	0.00	181,900.00	181,900.00	0.00	0.00	0.00	181,900.00	0.00	0.00	0.00	0.00	0.00	0.00	0.00	181,900.00
FY 2023 FUND TRANSFER-CONSULTATION			181,900.00	0.00	0.00	0.00	181,900.00	181,900.00	0.00	0.00	0.00	181,900.00	0.00	0.00	0.00	0.00	0.00	0.00	0.00	181,900.00
MOOE	02-101101-2023-02-105	2/23/2023	181,900.00	0.00	0.00	0.00	181,900.00	181,900.00	0.00	0.00	0.00	181,900.00	0.00	0.00	0.00	0.00	0.00	0.00	0.00	181,900.00
			172,000.00	0.00	0.00	0.00	172,000.00	0.00	172,000.00	0.00	0.00	172,000.00	0.00	0.00	0.00	0.00	0.00	0.00	0.00	172,000.00
PROVINCIAL GOVERNMENT OF SOUTHERN LEYTE			172,000.00	0.00	0.00	0.00	172,000.00	0.00	172,000.00	0.00	0.00	172,000.00	0.00	0.00	0.00	0.00	0.00	0.00	0.00	172,000.00
PROVINCIAL GOVERNMENT OF SOUTHERN LEYTE			172,000.00	0.00	0.00	0.00	172,000.00	0.00	172,000.00	0.00	0.00	172,000.00	0.00	0.00	0.00	0.00	0.00	0.00	0.00	172,000.00
FY 2023 FUND TRANSFER-CONSULTATION			172,000.00	0.00	0.00	0.00	172,000.00	0.00	172,000.00	0.00	0.00	172,000.00	0.00	0.00	0.00	0.00	0.00	0.00	0.00	172,000.00
MOOE	02-101101-2023-02-087	2/20/2023	172,000.00	0.00	0.00	0.00	172,000.00	0.00	172,000.00	0.00	0.00	172,000.00	0.00	0.00	0.00	0.00	0.00	0.00	0.00	172,000.00
			287,400.00	0.00	0.00	0.00	287,400.00	0.00	287,400.00	0.00	0.00	287,400.00	0.00	0.00	0.00	0.00	0.00	0.00	0.00	287,400.00
ROMBLON STATE UNIVERSITY			287,400.00	0.00	0.00	0.00	287,400.00	0.00	287,400.00	0.00	0.00	287,400.00	0.00	0.00	0.00	0.00	0.00	0.00	0.00	287,400.00
ROMBLON STATE UNIVERSITY			287,400.00	0.00	0.00	0.00	287,400.00	0.00	287,400.00	0.00	0.00	287,400.00	0.00	0.00	0.00	0.00	0.00	0.00	0.00	287,400.00
FY 2023 FUND TRANSFER-CONSULTATION			287,400.00	0.00	0.00	0.00	287,400.00	0.00	287,400.00	0.00	0.00	287,400.00	0.00	0.00	0.00	0.00	0.00	0.00	0.00	287,400.00
MOOE	02-101101-2023-03-133	3/8/2023	287,400.00	0.00	0.00	0.00	287,400.00	0.00	287,400.00	0.00	0.00	287,400.00	0.00	0.00	0.00	0.00	0.00	0.00	0.00	287,400.00
			0.00	112,000.00	0.00	0.00	112,000.00	0.00	112,000.00	0.00	0.00	112,000.00	0.00	0.00	0.00	0.00	0.00	0.00	0.00	112,000.00
PROVINCIAL GOVERNMENT OF BILIRAN			0.00	112,000.00	0.00	0.00	112,000.00	0.00	112,000.00	0.00	0.00	112,000.00	0.00	0.00	0.00	0.00	0.00	0.00	0.00	112,000.00
PROVINCIAL GOVERNMENT OF BILIRAN			0.00	112,000.00	0.00	0.00	112,000.00	0.00	112,000.00	0.00	0.00	112,000.00	0.00	0.00	0.00	0.00	0.00	0.00	0.00	112,000.00
FY 2023 FUND TRANSFER-CONSULTATION			0.00	112,000.00	0.00	0.00	112,000.00	0.00	112,000.00	0.00	0.00	112,000.00	0.00	0.00	0.00	0.00	0.00	0.00	0.00	112,000.00
MOOE	02-101101-2023-05-479	5/11/2023	0.00	112,000.00	0.00	0.00	112,000.00	0.00	112,000.00	0.00	0.00	112,000.00	0.00	0.00	0.00	0.00	0.00	0.00	0.00	112,000.00
			0.00	80,000.00	0.00	0.00	80,000.00	0.00	80,000.00	0.00	0.00	80,000.00	0.00	0.00	0.00	0.00	0.00	0.00	0.00	80,000.00


Department : Department of Agriculture (DA)  
 Agency/Entity : Philippine Council for Agriculture and Fisheries  
 Operating Unit : < not applicable >  
 Organization Code (UACS) : 05 013 0000000  
 Fund Cluster : 01 - Regular Agency Fund  
 (e.g. UACS Fund Cluster: 05-Internally Generated Funds and 06-Business Related Funds)

Particulars	Obligation Request and Status		Obligations					Disbursements (Funds Transferred To)					Liquidations				Unpaid Obligations	Unliquidated Fund Transfers		
			1st Quarter Ending March 31	2nd Quarter Ending June 30	3rd Quarter Ending September 30	4th Quarter Ending December 31	Total	1st Quarter Ending March 31	2nd Quarter Ending June 30	3rd Quarter Ending September 30	4th Quarter Ending December 31	Total	1st Quarter Ending March 31	2nd Quarter Ending June 30	3rd Quarter Ending September 30	4th Quarter Ending December 31			Total	
	Number	Date	4	5	6	7	8=(4+5+6+7)	9	10	11	12	13=(9+10+11+12)	14	15	16	17	18=(14+15+16+17)	19=(8-13)	20=(13-18)	
PROVINCIAL GOVERNMENT OF DAVAO OCCIDENTAL			0.00	80,000.00	0.00	0.00	80,000.00	0.00	80,000.00	0.00	0.00	80,000.00	0.00	0.00	0.00	0.00	0.00	0.00	0.00	80,000.00
PROVINCIAL GOVERNMENT OF DAVAO OCCIDENTAL			0.00	80,000.00	0.00	0.00	80,000.00	0.00	80,000.00	0.00	0.00	80,000.00	0.00	0.00	0.00	0.00	0.00	0.00	0.00	80,000.00
FY 2023 FUND TRANSFER-CONSULTATION			0.00	80,000.00	0.00	0.00	80,000.00	0.00	80,000.00	0.00	0.00	80,000.00	0.00	0.00	0.00	0.00	0.00	0.00	0.00	80,000.00
MOOE	02-101101-2023-04-340	4/14/2023	0.00	80,000.00	0.00	0.00	80,000.00	0.00	80,000.00	0.00	0.00	80,000.00	0.00	0.00	0.00	0.00	0.00	0.00	0.00	80,000.00
			0.00	144,000.00	0.00	0.00	144,000.00	0.00	144,000.00	0.00	0.00	144,000.00	0.00	0.00	0.00	0.00	0.00	0.00	0.00	144,000.00
PROVINCIAL GOVERNMENT OF DINAGAT ISLANDS			0.00	144,000.00	0.00	0.00	144,000.00	0.00	144,000.00	0.00	0.00	144,000.00	0.00	0.00	0.00	0.00	0.00	0.00	0.00	144,000.00
PROVINCIAL GOVERNMENT OF DINAGAT ISLANDS			0.00	144,000.00	0.00	0.00	144,000.00	0.00	144,000.00	0.00	0.00	144,000.00	0.00	0.00	0.00	0.00	0.00	0.00	0.00	144,000.00
FY 2023 FUND TRANSFER-CONSULTATION			0.00	144,000.00	0.00	0.00	144,000.00	0.00	144,000.00	0.00	0.00	144,000.00	0.00	0.00	0.00	0.00	0.00	0.00	0.00	144,000.00
MOOE	02-101101-2023-05-478	5/11/2023	0.00	144,000.00	0.00	0.00	144,000.00	0.00	144,000.00	0.00	0.00	144,000.00	0.00	0.00	0.00	0.00	0.00	0.00	0.00	144,000.00
			0.00	172,000.00	0.00	0.00	172,000.00	0.00	0.00	0.00	0.00	0.00	0.00	0.00	0.00	0.00	0.00	0.00	0.00	172,000.00
PROVINCIAL GOVERNMENT OF SURIGAO DEL NORTE			0.00	172,000.00	0.00	0.00	172,000.00	0.00	172,000.00	0.00	0.00	172,000.00	0.00	0.00	0.00	0.00	0.00	0.00	0.00	172,000.00
PROVINCIAL GOVERNMENT OF SURIGAO DEL NORTE			0.00	172,000.00	0.00	0.00	172,000.00	0.00	172,000.00	0.00	0.00	172,000.00	0.00	0.00	0.00	0.00	0.00	0.00	0.00	172,000.00
FY 2023 FUND TRANSFER-CONSULTATION			0.00	172,000.00	0.00	0.00	172,000.00	0.00	172,000.00	0.00	0.00	172,000.00	0.00	0.00	0.00	0.00	0.00	0.00	0.00	172,000.00
MOOE	02-101101-2023-04-383	4/25/2023	0.00	172,000.00	0.00	0.00	172,000.00	0.00	172,000.00	0.00	0.00	172,000.00	0.00	0.00	0.00	0.00	0.00	0.00	0.00	172,000.00
			0.00	172,000.00	0.00	0.00	172,000.00	0.00	172,000.00	0.00	0.00	172,000.00	0.00	0.00	0.00	0.00	0.00	0.00	0.00	172,000.00
PROVINCIAL GOVERNMENT OF SURIGAO DEL SUR			0.00	172,000.00	0.00	0.00	172,000.00	0.00	172,000.00	0.00	0.00	172,000.00	0.00	0.00	0.00	0.00	0.00	0.00	0.00	172,000.00
PROVINCIAL GOVERNMENT OF SURIGAO DEL SUR			0.00	172,000.00	0.00	0.00	172,000.00	0.00	172,000.00	0.00	0.00	172,000.00	0.00	0.00	0.00	0.00	0.00	0.00	0.00	172,000.00
FY 2023 FUND TRANSFER-CONSULTATION			0.00	172,000.00	0.00	0.00	172,000.00	0.00	172,000.00	0.00	0.00	172,000.00	0.00	0.00	0.00	0.00	0.00	0.00	0.00	172,000.00
MOOE	FY 2023 FUND TRANSFER-CONSULTATION	4/18/2023	0.00	172,000.00	0.00	0.00	172,000.00	0.00	172,000.00	0.00	0.00	172,000.00	0.00	0.00	0.00	0.00	0.00	0.00	0.00	172,000.00
<b>GRAND TOTAL</b>			<b>29,056,300.00</b>	<b>2,447,500.00</b>	<b>0.00</b>	<b>0.00</b>	<b>31,503,800.00</b>	<b>15,732,900.00</b>	<b>11,665,100.00</b>	<b>0.00</b>	<b>0.00</b>	<b>27,398,000.00</b>	<b>0.00</b>	<b>0.00</b>	<b>0.00</b>	<b>0.00</b>	<b>0.00</b>	<b>4,105,800.00</b>	<b>27,398,000.00</b>	

Certified Correct:  
  
JOSE BEDENT R. H. BESENIO  
Chief, Budget Section  
Date: July 21, 2023 11:44 PM

Certified Correct:  
  
MARIA DIVINA  
Chief, Accounting Section  
Date: July 21, 2023 11:54 PM

Recommended Approval by:  
  
CYRIL L. OCASIO  
Chief, APFO  
Date: July 21, 2023 11:51 PM

Approved by:  
  
NESTOR E. DOMENDEN, CESQNY  
Executive Director III  
Date: