

STATEMENT OF APPROPRIATIONS, ALLOTMENTS, OBLIGATIONS, DISBURSEMENTS AND BALANCES
As at the Quarter Ending September 30, 2023

Department : Department of Agriculture (DA)
 Agency/Entity : Philippine Council for Agriculture and Fisheries
 Operating Unit : < not applicable >
 Organization Code (UACS) : 05 013 000000
 Fund Cluster : 01 - Regular Agency Fund

X	Current Year Appropriations
	Supplemental Appropriations
	Continuing Appropriations

(e.g. UACS Fund Cluster: 01-Regular Agency Fund, 02-Foreign Assisted Projects Fund, 03-Special Account-Locally Funded/Domestic Grants Fund, and 04-Special Account-Foreign Assisted/Foreign Grants Fund)

Particulars	UACS CODE	Appropriations					Allotments				Current Year Obligations					Current Year Disbursements					Balances			
		Authorized Appropriations	Adjustments (Transfer To/From, Modifications/Augmentations)	Adjusted Appropriations	Allotments Received	Adjustments (Reductions, Modifications/Augmentations)	Transfer To	Transfer From	Adjusted Allotments	1st Quarter Ending March 31	2nd Quarter Ending June 30	3rd Quarter Ending September 30	4th Quarter Ending December 31	Total	1st Quarter Ending March 31	2nd Quarter Ending June 30	3rd Quarter Ending September 30	4th Quarter Ending December 31	Total	Unreleased Appropriations	Unobligated Allotments	Unpaid Obligations (15-20)=(23+24)		
		3	4	5=(3+4)	6	7	8	9	10=(8)-(9)-(8)	11	12	13	14	15=(11+12+13+14)	16	17	18	19	20=(16+17+18+19)	21	22	23	24	
I. Agency Specific Budget		192,618,000.00	0.00	192,618,000.00	192,618,000.00	0.00	0.00	0.00	192,618,000.00	66,660,216.76	38,013,132.97	44,800,284.88	0.00	148,383,733.60	36,889,608.95	62,643,903.62	33,450,923.36	0.00	121,984,436.93	0.00	44,264,266.40	88,140.01	26,311,167.77	
General Administration and Support	10000000000000000000	31,084,000.00	12,000.00	31,096,000.00	31,084,000.00	12,000.00	0.00	0.00	31,096,000.00	10,208,223.13	7,776,092.34	7,841,041.25	0.00	25,825,356.72	5,320,531.42	8,719,671.06	6,932,260.47	0.00	20,972,662.95	0.00	5,270,643.28	0.00	4,852,693.77	
General Management and Supervision	100000100001000	30,254,000.00	12,000.00	30,266,000.00	30,254,000.00	12,000.00	0.00	0.00	30,266,000.00	10,208,223.13	7,105,591.37	7,841,041.25	0.00	25,154,855.75	5,320,531.42	8,049,370.09	6,932,260.47	0.00	20,302,161.98	0.00	5,111,144.25	0.00	4,852,693.77	
PS		14,461,000.00	12,000.00	14,473,000.00	14,461,000.00	12,000.00	0.00	0.00	14,473,000.00	4,777,428.70	3,584,224.49	4,424,205.06	0.00	12,785,858.25	3,394,329.48	4,860,280.24	3,369,178.95	0.00	11,653,788.67	0.00	1,687,141.75	0.00	1,132,069.58	
MOOE		15,793,000.00	0.00	15,793,000.00	15,793,000.00	0.00	0.00	0.00	15,793,000.00	5,430,794.43	3,521,366.88	3,416,838.19	0.00	12,368,997.50	1,926,201.94	3,189,089.85	3,533,081.52	0.00	8,648,373.31	0.00	3,424,002.50	0.00	3,720,624.19	
Administration of Personnel Benefits	100000100002000	830,000.00	0.00	830,000.00	830,000.00	0.00	0.00	0.00	830,000.00	0.00	670,500.97	0.00	0.00	670,500.97	0.00	670,500.97	0.00	0.00	0.00	670,500.97	0.00	159,499.03	0.00	0.00
PS		830,000.00	0.00	830,000.00	830,000.00	0.00	0.00	0.00	830,000.00	0.00	670,500.97	0.00	0.00	670,500.97	0.00	670,500.97	0.00	0.00	0.00	670,500.97	0.00	159,499.03	0.00	0.00
Sub-Total, General Administration and Support		31,084,000.00	12,000.00	31,096,000.00	31,084,000.00	12,000.00	0.00	0.00	31,096,000.00	10,208,223.13	7,776,092.34	7,841,041.25	0.00	25,825,356.72	5,320,531.42	8,719,671.06	6,932,260.47	0.00	20,972,662.95	0.00	5,270,643.28	0.00	4,852,693.77	
PS		15,291,000.00	12,000.00	15,303,000.00	15,291,000.00	12,000.00	0.00	0.00	15,303,000.00	4,777,428.70	4,254,725.46	4,424,205.06	0.00	13,456,359.22	3,394,329.48	5,530,781.21	3,369,178.95	0.00	12,324,289.64	0.00	1,848,640.78	0.00	1,132,069.58	
MOOE		15,793,000.00	0.00	15,793,000.00	15,793,000.00	0.00	0.00	0.00	15,793,000.00	5,430,794.43	3,521,366.88	3,416,838.19	0.00	12,368,997.50	1,926,201.94	3,189,089.85	3,533,081.52	0.00	8,648,373.31	0.00	3,424,002.50	0.00	3,720,624.19	
FinEx (if Applicable)		0.00	0.00	0.00	0.00	0.00	0.00	0.00	0.00	0.00	0.00	0.00	0.00	0.00	0.00	0.00	0.00	0.00	0.00	0.00	0.00	0.00	0.00	0.00
CO		0.00	0.00	0.00	0.00	0.00	0.00	0.00	0.00	0.00	0.00	0.00	0.00	0.00	0.00	0.00	0.00	0.00	0.00	0.00	0.00	0.00	0.00	
Operations	30000000000000000000	161,534,000.00	(12,000.00)	161,522,000.00	161,534,000.00	(12,000.00)	0.00	0.00	161,522,000.00	55,342,092.62	30,237,040.63	36,959,243.63	0.00	122,538,378.88	30,549,077.53	43,824,032.46	26,518,662.88	0.00	100,991,772.87	0.00	38,983,623.12	88,140.01	21,458,464.00	
OO : Enhanced Agriculture and Fishery Stakeholders Participation in Policy Development		161,534,000.00	(12,000.00)	161,522,000.00	161,534,000.00	(12,000.00)	0.00	0.00	161,522,000.00	55,342,092.62	30,237,040.63	36,959,243.63	0.00	122,538,378.88	30,549,077.53	43,824,032.46	26,518,662.88	0.00	100,991,772.87	0.00	38,983,623.12	88,140.01	21,458,464.00	
AGRICULTURE AND FISHERY STAKEHOLDERS ENGAGEMENT PROGRAM		161,534,000.00	(12,000.00)	161,522,000.00	161,534,000.00	(12,000.00)	0.00	0.00	161,522,000.00	55,342,092.62	30,237,040.63	36,959,243.63	0.00	122,538,378.88	30,549,077.53	43,824,032.46	26,518,662.88	0.00	100,991,772.87	0.00	38,983,623.12	88,140.01	21,458,464.00	
Development and Coordination of Agriculture and Fishery Policies	310100100001000	62,728,000.00	909,280.39	63,637,280.39	62,728,000.00	909,280.39	0.00	0.00	63,637,280.39	31,181,068.57	11,725,140.15	9,536,866.68	0.00	52,443,075.40	18,164,461.30	20,340,790.37	7,448,510.73	0.00	45,953,762.40	0.00	11,192,204.99	0.00	6,489,313.00	
PS		10,590,000.00	909,280.39	11,499,280.39	10,590,000.00	909,280.39	0.00	0.00	11,499,280.39	4,155,863.12	2,547,725.89	3,903,246.54	0.00	10,606,865.55	3,108,141.10	3,532,211.29	2,951,719.85	0.00	9,560,072.04	0.00	892,414.84	0.00	1,016,793.51	
MOOE		51,149,000.00	0.00	51,149,000.00	51,149,000.00	0.00	0.00	0.00	51,149,000.00	27,025,175.45	8,724,743.16	5,301,770.14	0.00	41,051,888.75	15,056,320.20	16,355,907.98	4,227,791.08	0.00	35,642,019.28	0.00	10,097,311.25	0.00	5,409,669.49	
CO		987,000.00	0.00	987,000.00	987,000.00	0.00	0.00	0.00	987,000.00	0.00	452,671.10	331,850.00	0.00	784,521.10	0.00	452,671.10	269,000.00	0.00	721,671.10	0.00	202,478.90	0.00	62,850.00	
Planning, Monitoring and Knowledge Management	310100100002000	51,047,000.00	0.00	51,047,000.00	51,047,000.00	0.00	0.00	0.00	51,047,000.00	11,266,822.69	11,514,069.96	14,553,389.16	0.00	37,274,282.01	5,641,526.02	12,318,120.95	9,852,436.05	0.00	28,012,083.02	0.00	13,772,717.99	0.00	9,262,198.99	
PS		12,753,000.00	0.00	12,753,000.00	12,753,000.00	0.00	0.00	0.00	12,753,000.00	3,769,910.92	3,122,952.39	4,349,201.95	0.00	11,232,065.26	2,557,502.64	4,250,900.64	3,248,825.70	0.00	10,507,228.98	0.00	1,520,934.74	0.00	1,174,836.28	
MOOE		38,294,000.00	0.00	38,294,000.00	38,294,000.00	0.00	0.00	0.00	38,294,000.00	7,446,911.97	8,391,117.57	10,204,187.21	0.00	26,042,216.75	3,284,023.38	8,067,220.31	6,603,610.35	0.00	17,954,854.04	0.00	12,251,783.25	0.00	8,087,362.71	
Partnership Development	310100100003000	47,761,000.00	(921,280.39)	46,839,719.61	47,761,000.00	(921,280.39)	0.00	0.00	46,839,719.61	12,954,201.16	6,997,830.52	12,868,967.79	0.00	32,821,019.47	6,543,060.21	11,265,121.14	9,217,716.10	0.00	27,025,927.45	0.00	14,016,700.14	88,140.01	5,706,952.01	
PS		12,748,000.00	(921,280.39)	11,826,719.61	12,748,000.00	(921,280.39)	0.00	0.00	11,826,719.61	3,580,536.54	2,407,738.11	3,269,861.41	0.00	9,256,136.06	2,657,631.76	3,275,845.03	2,469,091.15	0.00	8,402,537.94	0.00	2,566,583.55	54,785.51	800,812.61	
MOOE		35,015,000.00	0.00	35,015,000.00	35,015,000.00	0.00	0.00	0.00	35,015,000.00	9,373,664.62	4,590,092.41	9,599,126.38	0.00	23,565,883.41	3,885,458.45	7,989,276.11	6,748,654.95	0.00	18,823,389.51	0.00	11,452,116.59	33,354.50	4,908,139.40	

Department : Department of Agriculture (DA)
 Agency/Entity : Philippine Council for Agriculture and Fisheries
 Operating Unit : < not applicable >
 Organization Code (IACS) : 05 013 000000
 Fund Cluster : 01 - Regular Agency Fund
 (e.g. UACS Fund Cluster: 01-Regular Agency Fund, 02-Foreign Assisted Projects Fund, 03-Special Account-Locally Funded/Domestic Grants Fund, and 04-Special Account-Foreign Assisted/Foreign Grants Fund)


X	Current Year Appropriations
	Supplemental Appropriations
	Continuing Appropriations

Particulars	UACS CODE	Appropriations			Allotments						Current Year Obligations					Current Year Disbursements					Balances			
		Authorized Appropriations	Adjustments (Transfer To/From, Modifications/ Augmentations)	Adjusted Appropriations	Allotments Received	Adjustments (Reductions, Modifications/ Augmentations)	Transfer To	Transfer From	Adjusted Allotments	1st Quarter Ending March 31	2nd Quarter Ending June 30	3rd Quarter Ending September 30	4th Quarter Ending December 31	Total	1st Quarter Ending March 31	2nd Quarter Ending June 30	3rd Quarter Ending September 30	4th Quarter Ending December 31	Total	Unreleased Appropriations	Unobligated Allotments	Unpaid Obligations (15-20)=(23+24)		
		3	4	5=(3+4)	6	7	8	9	10=(10+(-7)-8+9)	11	12	13	14	15=(11+12+13+14)	16	17	18	19	20=(16+17+18+19)	21	22	23	24	
Sub-Total, Operations		161,534,000.00	(12,000.00)	161,522,000.00	161,534,000.00	(12,000.00)	0.00	0.00	161,522,000.00	55,342,082.62	30,237,040.63	36,959,243.63	0.00	122,538,376.88	30,549,077.53	43,924,032.46	26,518,662.88	0.00	100,991,772.87	0.00	38,983,623.12	68,140.01	21,458,464.00	
PS		36,089,000.00	(12,000.00)	36,077,000.00	36,089,000.00	(12,000.00)	0.00	0.00	36,077,000.00	11,466,340.58	8,078,418.39	11,522,309.90	0.00	31,097,068.87	8,321,275.50	11,058,956.96	8,669,606.50	0.00	28,049,836.96	0.00	4,979,933.13	54,785.51	2,992,442.40	
MOOE		124,458,000.00	0.00	124,458,000.00	124,458,000.00	0.00	0.00	0.00	124,458,000.00	43,845,752.04	21,705,853.14	25,105,083.73	0.00	90,656,788.91	22,227,802.03	32,412,404.40	17,580,056.38	0.00	72,220,262.81	0.00	33,801,211.09	33,354.50	18,403,171.60	
FinEx (if Applicable)		0.00	0.00	0.00	0.00	0.00	0.00	0.00	0.00	0.00	0.00	0.00	0.00	0.00	0.00	0.00	0.00	0.00	0.00	0.00	0.00	0.00	0.00	
CO		987,000.00	0.00	987,000.00	987,000.00	0.00	0.00	0.00	987,000.00	0.00	452,671.10	331,850.00	0.00	784,521.10	0.00	452,671.10	269,000.00	0.00	721,671.10	0.00	202,478.90	0.00	62,850.00	
Sub-Total, I, Agency Specific Budget		192,618,000.00	0.00	192,618,000.00	192,618,000.00	0.00	0.00	0.00	192,618,000.00	65,650,316.76	38,013,132.97	44,800,284.88	0.00	148,383,733.60	35,889,608.95	62,843,903.52	33,480,923.36	0.00	121,964,435.82	0.00	44,264,266.40	88,140.01	26,311,167.77	
PS		51,380,000.00	0.00	51,380,000.00	51,380,000.00	0.00	0.00	0.00	51,380,000.00	16,273,769.28	12,333,141.85	15,946,514.96	0.00	44,553,426.09	11,715,604.98	16,589,738.17	12,068,765.45	0.00	40,374,126.60	0.00	6,826,573.91	54,785.51	4,124,511.98	
MOOE		140,251,000.00	0.00	140,251,000.00	140,251,000.00	0.00	0.00	0.00	140,251,000.00	49,276,546.47	25,227,320.02	28,521,919.92	0.00	103,025,796.41	24,154,003.97	35,601,494.25	21,113,137.90	0.00	80,866,636.12	0.00	37,225,213.59	33,354.50	22,123,795.79	
FinEx (if Applicable)		0.00	0.00	0.00	0.00	0.00	0.00	0.00	0.00	0.00	0.00	0.00	0.00	0.00	0.00	0.00	0.00	0.00	0.00	0.00	0.00	0.00	0.00	
CO		987,000.00	0.00	987,000.00	987,000.00	0.00	0.00	0.00	987,000.00	0.00	452,671.10	331,850.00	0.00	784,521.10	0.00	452,671.10	269,000.00	0.00	721,671.10	0.00	202,478.90	0.00	62,850.00	
II, Automatic Appropriations		4,711,000.00	0.00	4,711,000.00	4,711,000.00	0.00	0.00	0.00	4,711,000.00	1,301,089.27	1,310,700.61	1,331,259.41	0.00	3,943,049.29	1,295,321.68	1,316,467.40	1,331,259.41	0.00	3,943,049.49	0.00	767,950.71	0.00	0.00	
Specific Budgets of National Government Agencies		4,711,000.00	0.00	4,711,000.00	4,711,000.00	0.00	0.00	0.00	4,711,000.00	1,301,089.27	1,310,700.61	1,331,259.41	0.00	3,943,049.29	1,295,321.68	1,316,467.40	1,331,259.41	0.00	3,943,049.49	0.00	767,950.71	0.00	0.00	
Retirement and Life Insurance Premiums		4,711,000.00	0.00	4,711,000.00	4,711,000.00	0.00	0.00	0.00	4,711,000.00	1,301,089.27	1,310,700.61	1,331,259.41	0.00	3,943,049.29	1,295,321.68	1,316,467.40	1,331,259.41	0.00	3,943,049.49	0.00	767,950.71	0.00	0.00	
PS		4,711,000.00	0.00	4,711,000.00	4,711,000.00	0.00	0.00	0.00	4,711,000.00	1,301,089.27	1,310,700.61	1,331,259.41	0.00	3,943,049.29	1,295,321.68	1,316,467.40	1,331,259.41	0.00	3,943,049.49	0.00	767,950.71	0.00	0.00	
Sub-total II, Automatic Appropriations		4,711,000.00	0.00	4,711,000.00	4,711,000.00	0.00	0.00	0.00	4,711,000.00	1,301,089.27	1,310,700.61	1,331,259.41	0.00	3,943,049.29	1,295,321.68	1,316,467.40	1,331,259.41	0.00	3,943,049.49	0.00	767,950.71	0.00	0.00	
PS		4,711,000.00	0.00	4,711,000.00	4,711,000.00	0.00	0.00	0.00	4,711,000.00	1,301,089.27	1,310,700.61	1,331,259.41	0.00	3,943,049.29	1,295,321.68	1,316,467.40	1,331,259.41	0.00	3,943,049.49	0.00	767,950.71	0.00	0.00	
MOOE		0.00	0.00	0.00	0.00	0.00	0.00	0.00	0.00	0.00	0.00	0.00	0.00	0.00	0.00	0.00	0.00	0.00	0.00	0.00	0.00	0.00	0.00	
FinEx		0.00	0.00	0.00	0.00	0.00	0.00	0.00	0.00	0.00	0.00	0.00	0.00	0.00	0.00	0.00	0.00	0.00	0.00	0.00	0.00	0.00	0.00	
CO		0.00	0.00	0.00	0.00	0.00	0.00	0.00	0.00	0.00	0.00	0.00	0.00	0.00	0.00	0.00	0.00	0.00	0.00	0.00	0.00	0.00	0.00	
III, Special Purpose Fund		28,843,023.00	0.00	28,843,023.00	28,843,023.00	0.00	0.00	0.00	28,843,023.00	9,691,801.91	2,098,630.43	10,851,196.23	0.00	22,641,628.57	7,808,018.00	2,688,668.90	2,251,543.05	0.00	12,748,229.95	0.00	6,001,394.43	0.00	8,993,398.62	
Miscellaneous Personnel Benefits Fund		1,866,176.00	0.00	1,866,176.00	1,866,176.00	0.00	0.00	0.00	1,866,176.00	1,844,105.87	22,069.45	0.00	0.00	1,866,175.32	0.00	1,866,175.32	0.00	0.00	1,866,175.32	0.00	0.68	0.00	0.00	
PS		1,866,176.00	0.00	1,866,176.00	1,866,176.00	0.00	0.00	0.00	1,866,176.00	1,844,105.87	22,069.45	0.00	0.00	1,866,175.32	0.00	1,866,175.32	0.00	0.00	1,866,175.32	0.00	0.68	0.00	0.00	
Pension and Gratuity Fund		4,690,595.00	0.00	4,690,595.00	4,690,595.00	0.00	0.00	0.00	4,690,595.00	102,556.64	4,588,036.17	0.00	0.00	4,690,592.81	0.00	102,556.64	0.00	0.00	4,690,592.81	0.00	2.19	0.00	4,588,036.17	
PS		4,690,595.00	0.00	4,690,595.00	4,690,595.00	0.00	0.00	0.00	4,690,595.00	102,556.64	4,588,036.17	0.00	0.00	4,690,592.81	0.00	102,556.64	0.00	0.00	4,690,592.81	0.00	2.19	0.00	4,588,036.17	
Support to Foreign-Assisted Projects		22,086,252.00	0.00	22,086,252.00	22,086,252.00	0.00	0.00	0.00	22,086,252.00	7,847,896.04	1,974,004.34	6,263,160.06	0.00	16,084,860.44	7,808,018.00	719,936.94	2,251,543.05	0.00	10,779,497.99	0.00	6,001,391.56	0.00	5,305,362.45	
MOOE		22,086,252.00	0.00	22,086,252.00	22,086,252.00	0.00	0.00	0.00	22,086,252.00	7,847,896.04	1,974,004.34	6,263,160.06	0.00	16,084,860.44	7,808,018.00	719,936.94	2,251,543.05	0.00	10,779,497.99	0.00	6,001,391.56	0.00	5,305,362.45	
Sub-Total III, Special Purpose Fund		28,843,023.00	0.00	28,843,023.00	28,843,023.00	0.00	0.00	0.00	28,843,023.00	9,691,801.91	2,098,630.43	10,851,196.23	0.00	22,641,628.57	7,808,018.00	2,688,668.90	2,251,543.05	0.00	12,748,229.95	0.00	6,001,394.43	0.00	8,993,398.62	
PS		6,556,771.00	0.00	6,556,771.00	6,556,771.00	0.00	0.00	0.00	6,556,771.00	1,844,105.87	124,626.09	4,588,036.17	0.00	6,556,768.13	0.00	1,968,731.96	0.00	0.00	1,968,731.96	0.00	2.87	0.00	4,588,036.17	
MOOE		22,086,252.00	0.00	22,086,252.00	22,086,252.00	0.00	0.00	0.00	22,086,252.00	7,847,896.04	1,974,004.34	6,263,160.06	0.00	16,084,860.44	7,808,018.00	719,936.94	2,251,543.05	0.00	10,779,497.99	0.00	6,001,391.56	0.00	5,305,362.45	
FinEx		0.00	0.00	0.00	0.00	0.00	0.00	0.00	0.00	0.00	0.00	0.00	0.00	0.00	0.00	0.00	0.00	0.00	0.00	0.00	0.00	0.00	0.00	
CO		0.00	0.00	0.00	0.00	0.00	0.00	0.00	0.00	0.00	0.00	0.00	0.00	0.00	0.00	0.00	0.00	0.00	0.00	0.00	0.00	0.00	0.00	
IV, Reversion of the Unobligated Allotments charged against R.A. Nos. 11466 and 11494		0.00	0.00	0.00	0.00	0.00	0.00	0.00	0.00	0.00	0.00	0.00	0.00	0.00	0.00	0.00	0.00	0.00	0.00	0.00	0.00	0.00	0.00	
GRAND TOTAL		197,329,000.00	28,843,023.00	226,172,023.00	197,329,000.00	28,843,023.00	0.00	0.00	226,972,023.00	76,643,206.83	41,422,464.01	66,982,740.62	0.00	174,948,411.46	44,972,948.83	66,649,039.82	37,033,726.81	0.00	138,665,714.26	0.00	51,023,611.54	88,140.01	36,204,657.19	
PS		56,091,000.00	6,556,771.00	62,647,771.00	56,091,000.00	6,556,771.00	0.00	0.00	62,647,771.00	19,418,964.42	13,788,468.55	21,865,810.54	0.00	55,053,243.51	13,010,926.06	19,874,937.53	13,400,044.68	0.00	46,285,909.05	0.00	7,594,527.49	54,785.51	8,712,548.95	

Department : Department of Agriculture (DA)
 Agency/Entity : Philippine Council for Agriculture and Fisheries
 Operating Unit : < not applicable >
 Organization Code (UACS) : 05 013 0000000
 Fund Cluster : 01 - Regular Agency Fund
 (e.g. UACS Fund Cluster: 01-Regular Agency Fund, 02-Foreign Assisted Projects Fund, 03-Special Account-Locally Funded/Domestic Grants Fund, and 04-Special Account-Foreign Assisted/Foreign Grants Fund)


X	Current Year Appropriations
	Supplemental Appropriations
	Continuing Appropriations


Particulars	UACS CODE	Appropriations		Allotments			Current Year Obligations							Balances									
		Authorized Appropriations	Adjustments (Transfer To/From, Modifications/ Augmentations)	Adjusted Appropriations	Allotments Received	Adjustments (Reductions, Modifications/ Augmentations)	Transfer To	Transfer From	Adjusted Allotments	1st Quarter Ending March 31	2nd Quarter Ending June 30	3rd Quarter Ending September 30	4th Quarter Ending December 31	Total	1st Quarter Ending March 31	2nd Quarter Ending June 30	3rd Quarter Ending September 30	4th Quarter Ending December 31	Total	Unreleased Appropriations	Unobligated Allotments	Unpaid Obligations (15-20)-(23+24)	
																						Due and Demandable	Not Yet Due and Demandable
1	2	3	4	5=(3+4)	6	7	8	9	10=[(6)-(7)-8+9]	11	12	13	14	15=(11+12+13+14)	16	17	18	19	20=(16+17+18+19)	21	22	23	24
MOCE		140,251,000.00	22,066,252.00	162,317,252.00	140,251,000.00	22,066,252.00	0.00	0.00	162,317,252.00	57,124,242.51	27,201,324.36	34,785,079.98	0.00	119,110,646.85	31,962,021.97	36,321,431.19	23,364,690.95	0.00	91,648,134.11	0.00	43,226,605.15	33,354.50	27,429,158.24
CO		987,000.00	0.00	987,000.00	987,000.00	0.00	0.00	0.00	987,000.00	0.00	452,671.10	331,850.00	0.00	784,521.10	0.00	452,671.10	269,000.00	0.00	721,671.10	0.00	202,478.90	0.00	62,850.00
Recapitulation by OO:																							
I, Agency Specific Budget		161,534,000.00	22,074,252.00	183,608,252.00	161,534,000.00	22,074,252.00	0.00	0.00	183,608,252.00	55,342,092.62	30,237,040.63	36,959,243.63	0.00	122,538,376.88	30,549,077.53	43,924,032.46	26,518,662.88	0.00	100,991,772.87	0.00	61,069,875.12	88,140.01	21,458,464.00
AGRICULTURE AND FISHERY STAKEHOLDERS ENGAGEMENT PROGRAM		161,534,000.00	22,074,252.00	183,608,252.00	161,534,000.00	22,074,252.00	0.00	0.00	183,608,252.00	55,342,092.62	30,237,040.63	36,959,243.63	0.00	122,538,376.88	30,549,077.53	43,924,032.46	26,518,662.88	0.00	100,991,772.87	0.00	61,069,875.12	88,140.01	21,458,464.00

Certified Correct:

 JOSE REMYTOR H. BESENO
 Chief, Budget Section
 Date: October 25, 2023 04:52 PM

Certified Correct:

 MARIA DIVINA P. GONZALES
 Chief, Accounting Section
 Date: October 25, 2023 04:52 PM

Recommending Approval By:

 MARIA ARILLO
 OIC-Chief, AFMD
 Date: October 25, 2023 04:57 PM

Approved By:

 JHERAL E. BALENCIA
 SAC-Executive Director
 Date: October 25, 2023 05:01 PM

STATEMENT OF APPROPRIATIONS, ALLOTMENTS, OBLIGATIONS, DISBURSEMENTS AND BALANCES
As at the Quarter Ending September 30, 2023

Department : Department of Agriculture (DA)
 Agency/Entity : Philippine Council for Agriculture and Fisheries
 Operating Unit : < not applicable >
 Organization Code (UACS) : 05 013 0000000
 Fund Cluster : 01 - Regular Agency Fund
 (e.g. UACS Fund Cluster: 01-Regular Agency Fund, 02-Foreign Assisted Projects Fund, 03-Special Account-Locally Funded/Domestic Grants Fund, and 04-Special Account-Foreign Assisted/Foreign Grants Fund)

	Current Year Appropriations
	Supplemental Appropriations
X	Continuing Appropriations

Particulars	UACS CODE	Appropriations		Allotments						Current Year Obligations					Current Year Disbursements				Balances					
		Authorized Appropriations	Adjustments (Transfer To/From, Modifications/Augmentations)	Adjusted Appropriations	Allotments Received	Adjustments (Reductions, Modifications/Augmentations)	Transfer To	Transfer From	Adjusted Allotments	1st Quarter Ending March 31	2nd Quarter Ending June 30	3rd Quarter Ending September 30	4th Quarter Ending December 31	Total	1st Quarter Ending March 31	2nd Quarter Ending June 30	3rd Quarter Ending September 30	4th Quarter Ending December 31	Total	Unreleased Appropriations	Unobligated Allotments	Unpaid Obligations (15-20)-(23+24)		
		3	4	5=(3+4)	6	7	8	9	10=[8+(7)-8+(8)]	11	12	13	14	15=(11+12+13+14)	16	17	18	19	20=(16+17+18+19)	21=(6-10)	22=(10-15)	23	24	
L Agency Specific Budget		10,958,046.79	0.00	10,958,046.79	10,958,046.79	0.00	0.00	0.00	10,958,046.79	8,096,472.17	2,209,959.19	114,210.00	0.00	10,420,641.36	3,336,902.07	5,008,065.81	1,191,302.00	0.00	9,536,269.88	0.00	637,405.43	0.00	884,371.78	
General Administration and Support	10000000000000000000	2,157,833.10	0.00	2,157,833.10	2,157,833.10	0.00	0.00	0.00	2,157,833.10	600,933.74	1,464,670.35	46,230.00	0.00	2,111,834.09	548,383.84	438,046.67	474,673.79	0.00	1,461,104.10	0.00	45,999.01	0.00	850,729.99	
General Management and Supervision	10000010000010000000	2,157,833.10	0.00	2,157,833.10	2,157,833.10	0.00	0.00	0.00	2,157,833.10	600,933.74	1,464,670.35	46,230.00	0.00	2,111,834.09	548,383.84	438,046.67	474,673.79	0.00	1,461,104.10	0.00	45,999.01	0.00	850,729.99	
MOOE		1,972,227.10	0.00	1,972,227.10	1,972,227.10	0.00	0.00	0.00	1,972,227.10	600,933.74	1,344,670.35	2,240.00	0.00	1,947,844.09	548,383.84	438,046.67	474,673.79	0.00	1,461,104.10	0.00	24,383.01	0.00	466,739.99	
FinEx		15,000.00	0.00	15,000.00	15,000.00	0.00	0.00	0.00	15,000.00	0.00	0.00	0.00	0.00	0.00	0.00	0.00	0.00	0.00	0.00	0.00	15,000.00	0.00	0.00	
CO		170,606.00	0.00	170,606.00	170,606.00	0.00	0.00	0.00	170,606.00	0.00	120,000.00	43,990.00	0.00	163,990.00	0.00	0.00	0.00	0.00	0.00	0.00	0.00	6,616.00	0.00	163,990.00
Sub-Total, General Administration and Support		2,157,833.10	0.00	2,157,833.10	2,157,833.10	0.00	0.00	0.00	2,157,833.10	600,933.74	1,464,670.35	46,230.00	0.00	2,111,834.09	548,383.84	438,046.67	474,673.79	0.00	1,461,104.10	0.00	45,999.01	0.00	850,729.99	
PS		0.00	0.00	0.00	0.00	0.00	0.00	0.00	0.00	0.00	0.00	0.00	0.00	0.00	0.00	0.00	0.00	0.00	0.00	0.00	0.00	0.00	0.00	
MOOE		1,972,227.10	0.00	1,972,227.10	1,972,227.10	0.00	0.00	0.00	1,972,227.10	600,933.74	1,344,670.35	2,240.00	0.00	1,947,844.09	548,383.84	438,046.67	474,673.79	0.00	1,461,104.10	0.00	24,383.01	0.00	466,739.99	
FinEx (if Applicable)		15,000.00	0.00	15,000.00	15,000.00	0.00	0.00	0.00	15,000.00	0.00	0.00	0.00	0.00	0.00	0.00	0.00	0.00	0.00	0.00	0.00	15,000.00	0.00	0.00	
CO		170,606.00	0.00	170,606.00	170,606.00	0.00	0.00	0.00	170,606.00	0.00	120,000.00	43,990.00	0.00	163,990.00	0.00	0.00	0.00	0.00	0.00	0.00	0.00	6,616.00	0.00	163,990.00
Operations	30000000000000000000	8,800,213.69	0.00	8,800,213.69	8,800,213.69	0.00	0.00	0.00	8,800,213.69	7,495,538.43	745,288.84	67,980.00	0.00	8,308,807.27	2,788,518.43	4,570,018.84	716,628.21	0.00	8,075,165.48	0.00	491,406.42	0.00	233,641.79	
OO: Enhanced Agriculture and Fishery Stakeholders Participation in Policy Development		8,800,213.69	0.00	8,800,213.69	8,800,213.69	0.00	0.00	0.00	8,800,213.69	7,495,538.43	745,288.84	67,980.00	0.00	8,308,807.27	2,788,518.43	4,570,018.84	716,628.21	0.00	8,075,165.48	0.00	491,406.42	0.00	233,641.79	
AGRICULTURE AND FISHERY STAKEHOLDERS ENGAGEMENT PROGRAM		8,800,213.69	0.00	8,800,213.69	8,800,213.69	0.00	0.00	0.00	8,800,213.69	7,495,538.43	745,288.84	67,980.00	0.00	8,308,807.27	2,788,518.43	4,570,018.84	716,628.21	0.00	8,075,165.48	0.00	491,406.42	0.00	233,641.79	
Development and Coordination of Agriculture and Fishery Policies	31010010000010000000	2,340,575.83	0.00	2,340,575.83	2,340,575.83	0.00	0.00	0.00	2,340,575.83	2,340,575.83	0.00	0.00	0.00	2,340,575.83	1,137,643.50	1,182,082.33	0.00	0.00	2,319,725.83	0.00	0.00	0.00	20,850.00	
MOOE		2,340,575.83	0.00	2,340,575.83	2,340,575.83	0.00	0.00	0.00	2,340,575.83	2,340,575.83	0.00	0.00	0.00	2,340,575.83	1,137,643.50	1,182,082.33	0.00	0.00	2,319,725.83	0.00	0.00	0.00	20,850.00	
Planning, Monitoring and Knowledge Management	31010010000020000000	4,652,142.32	0.00	4,652,142.32	4,652,142.32	0.00	0.00	0.00	4,652,142.32	4,652,142.32	0.00	0.00	0.00	4,652,142.32	1,545,830.02	2,824,072.30	282,240.00	0.00	4,652,142.32	0.00	0.00	0.00	0.00	
MOOE		4,652,142.32	0.00	4,652,142.32	4,652,142.32	0.00	0.00	0.00	4,652,142.32	4,652,142.32	0.00	0.00	0.00	4,652,142.32	1,545,830.02	2,824,072.30	282,240.00	0.00	4,652,142.32	0.00	0.00	0.00	0.00	
Partnership Development	31010010000030000000	1,807,495.54	0.00	1,807,495.54	1,807,495.54	0.00	0.00	0.00	1,807,495.54	502,820.28	745,288.84	67,980.00	0.00	1,316,089.12	105,044.91	563,884.21	434,388.21	0.00	1,103,297.33	0.00	491,406.42	0.00	212,791.79	
MOOE		1,807,495.54	0.00	1,807,495.54	1,807,495.54	0.00	0.00	0.00	1,807,495.54	502,820.28	745,288.84	67,980.00	0.00	1,316,089.12	105,044.91	563,884.21	434,388.21	0.00	1,103,297.33	0.00	491,406.42	0.00	212,791.79	
Sub-Total, Operations		8,800,213.69	0.00	8,800,213.69	8,800,213.69	0.00	0.00	0.00	8,800,213.69	7,495,538.43	745,288.84	67,980.00	0.00	8,308,807.27	2,788,518.43	4,570,018.84	716,628.21	0.00	8,075,165.48	0.00	491,406.42	0.00	233,641.79	
PS		0.00	0.00	0.00	0.00	0.00	0.00	0.00	0.00	0.00	0.00	0.00	0.00	0.00	0.00	0.00	0.00	0.00	0.00	0.00	0.00	0.00	0.00	
MOOE		8,800,213.69	0.00	8,800,213.69	8,800,213.69	0.00	0.00	0.00	8,800,213.69	7,495,538.43	745,288.84	67,980.00	0.00	8,308,807.27	2,788,518.43	4,570,018.84	716,628.21	0.00	8,075,165.48	0.00	491,406.42	0.00	233,641.79	
FinEx (if Applicable)		0.00	0.00	0.00	0.00	0.00	0.00	0.00	0.00	0.00	0.00	0.00	0.00	0.00	0.00	0.00	0.00	0.00	0.00	0.00	0.00	0.00	0.00	
CO		0.00	0.00	0.00	0.00	0.00	0.00	0.00	0.00	0.00	0.00	0.00	0.00	0.00	0.00	0.00	0.00	0.00	0.00	0.00	0.00	0.00	0.00	

Department : Department of Agriculture (DA)
 Agency/Entity : Philippine Council for Agriculture and Fisheries
 Operating Unit : < not applicable >
 Organization Code (UACS) : 05 013 0000000
 Fund Cluster : 01 - Regular Agency Fund

	Current Year Appropriations
	Supplemental Appropriations
X	Continuing Appropriations

(e.g. UACS Fund Cluster: 01-Regular Agency Fund, 02-Foreign Assisted Projects Fund, 03-Special Account-Locally Funded/Domestic Grants Fund, and 04-Special Account-Foreign Assisted/Foreign Grants Fund)

Particulars	UACS CODE	Appropriations		Allotments			Current Year Obligations								Current Year Disbursements				Balances				
		Authorized Appropriations	Adjustments (Transfer To/From, Modifications/Augmentations)	Adjusted Appropriations	Allotments Received	Adjustments (Reductions, Modifications/Augmentations)	Transfer To	Transfer From	Adjusted Allotments	1st Quarter Ending March 31	2nd Quarter Ending June 30	3rd Quarter Ending September 30	4th Quarter Ending December 31	Total	1st Quarter Ending March 31	2nd Quarter Ending June 30	3rd Quarter Ending September 30	4th Quarter Ending December 31	Total	Unreleased Appropriations	Unobligated Allotments	Unpaid Obligations (15-20)=(23+24)	
																						Due and Demandable	Not Yet Due and Demandable
1	2	3	4	5=(3+4)	6	7	8	9	10=(8+(-)7-8+9)	11	12	13	14	15=(11+12+13+14)	16	17	18	19	20=(16+17+18+19)	21=(5-10)	22=(10-15)	23	24
Sub-Total, I. Agency Specific Budget		10,958,046.79	0.00	10,958,046.79	10,958,046.79	0.00	0.00	0.00	10,958,046.79	8,098,472.17	2,209,959.19	114,210.00	0.00	10,420,841.36	3,336,902.07	5,008,065.51	1,191,302.00	0.00	9,536,269.58	0.00	537,406.43	0.00	884,371.78
PS		0.00	0.00	0.00	0.00	0.00	0.00	0.00	0.00	0.00	0.00	0.00	0.00	0.00	0.00	0.00	0.00	0.00	0.00	0.00	0.00	0.00	0.00
MOOE		10,772,440.79	0.00	10,772,440.79	10,772,440.79	0.00	0.00	0.00	10,772,440.79	8,098,472.17	2,089,959.19	70,220.00	0.00	10,256,651.36	3,336,902.07	5,008,065.51	1,191,302.00	0.00	9,536,269.58	0.00	515,789.43	0.00	720,381.78
FinEx (if Applicable)		15,000.00	0.00	15,000.00	15,000.00	0.00	0.00	0.00	15,000.00	0.00	0.00	0.00	0.00	0.00	0.00	0.00	0.00	0.00	0.00	0.00	15,000.00	0.00	0.00
CO		170,606.00	0.00	170,606.00	170,606.00	0.00	0.00	0.00	170,606.00	0.00	120,000.00	43,990.00	0.00	163,990.00	0.00	0.00	0.00	0.00	0.00	0.00	6,616.00	0.00	163,990.00
GRAND TOTAL		10,958,046.79	0.00	10,958,046.79	10,958,046.79	0.00	0.00	0.00	10,958,046.79	8,098,472.17	2,209,959.19	114,210.00	0.00	10,420,841.36	3,336,902.07	5,008,065.51	1,191,302.00	0.00	9,536,269.58	0.00	537,406.43	0.00	884,371.78
PS		0.00	0.00	0.00	0.00	0.00	0.00	0.00	0.00	0.00	0.00	0.00	0.00	0.00	0.00	0.00	0.00	0.00	0.00	0.00	0.00	0.00	0.00
MOOE		10,772,440.79	0.00	10,772,440.79	10,772,440.79	0.00	0.00	0.00	10,772,440.79	8,098,472.17	2,089,959.19	70,220.00	0.00	10,256,651.36	3,336,902.07	5,008,065.51	1,191,302.00	0.00	9,536,269.58	0.00	515,789.43	0.00	720,381.78
FinEx (if Applicable)		15,000.00	0.00	15,000.00	15,000.00	0.00	0.00	0.00	15,000.00	0.00	0.00	0.00	0.00	0.00	0.00	0.00	0.00	0.00	0.00	0.00	15,000.00	0.00	0.00
CO		170,606.00	0.00	170,606.00	170,606.00	0.00	0.00	0.00	170,606.00	0.00	120,000.00	43,990.00	0.00	163,990.00	0.00	0.00	0.00	0.00	0.00	0.00	6,616.00	0.00	163,990.00
Recapitulation by OO:																							
I. Agency Specific Budget		8,800,213.69	0.00	8,800,213.69	8,800,213.69	0.00	0.00	0.00	8,800,213.69	7,495,538.43	745,288.84	67,980.00	0.00	8,308,807.27	2,788,518.43	4,570,018.84	716,628.21	0.00	8,075,165.48	0.00	491,406.42	0.00	233,641.79
AGRICULTURE AND FISHERY STAKEHOLDERS ENGAGEMENT PROGRAM		8,800,213.69	0.00	8,800,213.69	8,800,213.69	0.00	0.00	0.00	8,800,213.69	7,495,538.43	745,288.84	67,980.00	0.00	8,308,807.27	2,788,518.43	4,570,018.84	716,628.21	0.00	8,075,165.48	0.00	491,406.42	0.00	233,641.79

Certified Correct:
 JOSE REDONATOR H. BESENO
 Chief, Budget Section
 Date: October 25, 2023 04:52 PM

Certified Correct:
 MARIA DIVINA P. GONZALES
 Chief, Accounting Section
 Date: October 25, 2023 04:52 PM

Recommending Approval By:
 MARISA R. LO
 OIC-Chief, AFMD
 Date: October 25, 2023 04:57 PM

Approved:
 JULIE A. E. OPUENCIA
 OIC-Executive Director
 Date: October 25, 2023 05:01 PM

SUMMARY OF APPROPRIATIONS, ALLOTMENTS, OBLIGATIONS, DISBURSEMENTS AND BALANCES BY OBJECT OF EXPENDITURES
As at the Quarter Ending September 30, 2023

Department : Department of Agriculture (DA)
 Agency/Entity : Philippine Council for Agriculture and Fisheries
 Operating Unit : < not applicable >
 Organization Code (UACS) : 05 013 000000
 Fund Cluster : 01 - Regular Agency Fund

X	Current Year Appropriations
	Supplemental Appropriations
	Continuing Appropriations

(e.g. UACS Fund Cluster: 01-Regular Agency Fund, 02-Foreign Assisted Projects Fund, 03-Special Account-Locally Funded/Domestic Grants Fund, and 04-Special Account-Foreign Assisted/Foreign Grants Fund)

Particulars	UACS CODE	Appropriations			Allotments			Obligations				Disbursements				Balances								
		Authorized Appropriations	Transfer To/From, Modifications/Amendments/4	Adjusted Appropriations	Allotments Received	Adjustments (Reductions, Modifications/ Augmentations)	Transfer To	Transfer From	Adjusted Allotments	1st Quarter Ending March 31	2nd Quarter Ending June 30	3rd Quarter Ending September 30	4th Quarter Ending December 31	Total	1st Quarter Ending March 31	2nd Quarter Ending June 30	3rd Quarter Ending September 30	4th Quarter Ending December 31	Total	Unreleased Appropriations	Unobligated Allotments	Unpaid Obligations (15-20)-(23+24)		
1	2	3	4	5(=3+4)	6	7	8	9	10=[(6+7)-(8+9)]	11	12	13	14	15=[(11+12+13+14)]	16	17	18	19	20=[(16+17+18+19)]	21=(5-10)	22=(10-15)	23	24	
SUMMARY		197,329,000.00	28,843,023.00	228,972,023.00	197,329,000.00	28,843,023.00	0.00	0.00	228,972,023.00	76,543,206.93	41,422,464.01	56,982,740.52	0.00	174,948,411.46	44,972,848.83	56,649,039.82	41,621,761.98	0.00	143,243,760.43	0.00	51,023,611.54	0.00	31,704,661.03	
A. AGENCY SPECIFIC BUDGET		192,618,000.00	0.00	192,618,000.00	192,618,000.00	0.00	0.00	0.00	192,618,000.00	66,660,316.76	38,013,132.97	44,800,284.88	0.00	148,933,733.60	35,989,608.95	52,843,903.82	33,450,923.35	0.00	121,964,438.82	0.00	44,264,266.40	0.00	26,399,297.78	
Personnel Services		61,380,000.00	0.00	61,380,000.00	61,380,000.00	0.00	0.00	0.00	61,380,000.00	16,273,789.28	12,333,141.85	15,946,514.96	0.00	44,653,426.09	11,715,604.98	16,589,738.18	12,068,785.45	0.00	40,374,128.81	0.00	6,826,573.91	0.00	4,179,297.48	
Salaries and Wages		39,263,000.00	(607,261.01)	38,655,738.99	39,263,000.00	(607,261.01)	0.00	0.00	38,655,738.99	14,541,773.26	7,277,400.05	14,718,131.71	0.00	36,637,305.02	10,647,518.04	10,891,002.19	11,132,516.38	0.00	32,671,036.61	0.00	2,118,433.97	0.00	3,866,268.41	
Salaries and Wages - Regular	5010101000	39,263,000.00	(607,261.01)	38,655,738.99	39,263,000.00	(607,261.01)	0.00	0.00	38,655,738.99	14,541,773.26	7,277,400.05	14,718,131.71	0.00	36,537,305.02	10,647,518.04	10,891,002.19	11,132,516.38	0.00	32,671,036.61	0.00	2,118,433.97	0.00	3,866,268.41	
Basic Salary - Civilian	5010101001	39,263,000.00	(607,261.01)	38,655,738.99	39,263,000.00	(607,261.01)	0.00	0.00	38,655,738.99	14,541,773.26	7,277,400.05	14,718,131.71	0.00	36,537,305.02	10,647,518.04	10,891,002.19	11,132,516.38	0.00	32,671,036.61	0.00	2,118,433.97	0.00	3,866,268.41	
Other Compensation		10,888,000.00	606,361.01	10,684,361.01	10,888,000.00	606,361.01	0.00	0.00	10,684,361.01	1,441,605.92	4,109,730.46	918,124.65	0.00	6,469,361.03	802,696.84	4,736,185.00	667,383.11	0.00	6,206,164.96	0.00	4,224,999.98	0.00	264,196.08	
Personal Economic Relief Allowance (PERA)	5010201000	1,896,000.00	48,181.46	1,944,181.46	1,896,000.00	48,181.46	0.00	0.00	1,944,181.46	703,636.37	350,545.46	720,999.65	0.00	1,775,181.48	526,727.29	526,000.00	520,394.47	0.00	1,573,121.76	0.00	168,999.98	0.00	202,059.72	
PERA - Civilian	5010201001	1,896,000.00	48,181.46	1,944,181.46	1,896,000.00	48,181.46	0.00	0.00	1,944,181.46	703,636.37	350,545.46	720,999.65	0.00	1,775,181.48	526,727.29	526,000.00	520,394.47	0.00	1,573,121.76	0.00	168,999.98	0.00	202,059.72	
Representation Allowance (RA)	5010202000	192,000.00	144,625.00	336,625.00	192,000.00	144,625.00	0.00	0.00	336,625.00	113,750.00	112,500.00	110,375.00	0.00	336,625.00	113,750.00	112,500.00	72,750.00	0.00	269,125.00	0.00	0.00	0.00	37,500.00	
Transportation Allowance (TA)	5010203000	192,000.00	13,250.00	205,250.00	192,000.00	13,250.00	0.00	0.00	205,250.00	64,500.00	72,000.00	68,750.00	0.00	205,250.00	64,500.00	72,000.00	44,113.64	0.00	180,613.64	0.00	0.00	0.00	24,636.36	
Transportation Allowance (TA)	5010203001	192,000.00	13,250.00	205,250.00	192,000.00	13,250.00	0.00	0.00	205,250.00	64,500.00	72,000.00	68,750.00	0.00	205,250.00	64,500.00	72,000.00	44,113.64	0.00	180,613.64	0.00	0.00	0.00	24,636.36	
Clothing/Uniform Allowance	5010204000	474,000.00	48,000.00	522,000.00	474,000.00	48,000.00	0.00	0.00	522,000.00	462,000.00	42,000.00	18,000.00	0.00	522,000.00	492,000.00	30,000.00	30,000.00	0.00	522,000.00	0.00	0.00	0.00	0.00	
Clothing/Uniform Allowance - Civilian	5010204001	474,000.00	48,000.00	522,000.00	474,000.00	48,000.00	0.00	0.00	522,000.00	462,000.00	42,000.00	18,000.00	0.00	522,000.00	492,000.00	30,000.00	30,000.00	0.00	522,000.00	0.00	0.00	0.00	0.00	
Year End Bonus	5010214000	3,272,000.00	0.00	3,272,000.00	3,272,000.00	0.00	0.00	0.00	3,272,000.00	0.00	0.00	0.00	0.00	0.00	0.00	0.00	0.00	0.00	0.00	0.00	0.00	3,272,000.00	0.00	0.00
Bonus - Civilian	5010214001	3,272,000.00	0.00	3,272,000.00	3,272,000.00	0.00	0.00	0.00	3,272,000.00	0.00	0.00	0.00	0.00	0.00	0.00	0.00	0.00	0.00	0.00	0.00	0.00	3,272,000.00	0.00	0.00
Cash Gift	5010215000	395,000.00	0.00	395,000.00	395,000.00	0.00	0.00	0.00	395,000.00	0.00	0.00	0.00	0.00	0.00	0.00	0.00	0.00	0.00	0.00	0.00	0.00	395,000.00	0.00	0.00
Cash Gift - Civilian	5010215001	395,000.00	0.00	395,000.00	395,000.00	0.00	0.00	0.00	395,000.00	0.00	0.00	0.00	0.00	0.00	0.00	0.00	0.00	0.00	0.00	0.00	0.00	395,000.00	0.00	0.00
Mid-Year Bonus - Civilian	5010216000	3,272,000.00	254,685.00	3,526,685.00	3,272,000.00	254,685.00	0.00	0.00	3,526,685.00	0.00	3,532,685.00	0.00	0.00	3,532,685.00	0.00	3,532,685.00	0.00	0.00	3,532,685.00	0.00	(6,000.00)	0.00	0.00	
Mid-Year Bonus - Civilian	5010216001	3,272,000.00	254,685.00	3,526,685.00	3,272,000.00	254,685.00	0.00	0.00	3,526,685.00	0.00	3,532,685.00	0.00	0.00	3,532,685.00	0.00	3,532,685.00	0.00	0.00	3,532,685.00	0.00	(6,000.00)	0.00	0.00	
Other Bonuses and Allowances	5010299000	395,000.00	97,619.55	492,619.55	395,000.00	97,619.55	0.00	0.00	492,619.55	97,619.55	0.00	0.00	0.00	97,619.55	0.00	0.00	0.00	0.00	97,619.55	0.00	395,000.00	0.00	0.00	
Productivity Enhancement Incentive - Civilian	5010299012	395,000.00	0.00	395,000.00	395,000.00	0.00	0.00	0.00	395,000.00	0.00	0.00	0.00	0.00	0.00	0.00	0.00	0.00	0.00	0.00	0.00	395,000.00	0.00	0.00	
Performance Based Bonus - Civilian	5010299014	0.00	97,619.55	97,619.55	0.00	97,619.55	0.00	0.00	97,619.55	97,619.55	0.00	0.00	0.00	97,619.55	0.00	0.00	0.00	0.00	97,619.55	0.00	0.00	0.00	0.00	
Personnel Benefit Contributions		1,056,900.00	900.00	1,056,900.00	1,056,900.00	900.00	0.00	0.00	1,056,900.00	265,490.10	263,060.02	269,865.96	0.00	798,506.08	266,490.10	263,060.02	269,865.96	0.00	797,428.08	0.00	267,393.92	0.00	1,080.00	
Pag-IBIG Contributions	5010302000	94,000.00	700.00	94,700.00	94,000.00	700.00	0.00	0.00	94,700.00	26,600.00	26,400.00	27,100.00	0.00	80,100.00	26,600.00	26,400.00	27,100.00	0.00	80,100.00	0.00	14,600.00	0.00	0.00	
Pag-IBIG - Civilian	5010302001	94,000.00	700.00	94,700.00	94,000.00	700.00	0.00	0.00	94,700.00	26,600.00	26,400.00	27,100.00	0.00	80,100.00	26,600.00	26,400.00	27,100.00	0.00	80,100.00	0.00	14,600.00	0.00	0.00	
PhilHealth Contributions	5010303000	867,000.00	0.00	867,000.00	867,000.00	0.00	0.00	0.00	867,000.00	212,390.10	210,250.02	215,765.96	0.00	638,406.08	212,390.10	210,250.02	214,685.96	0.00	637,326.08	0.00	228,593.92	0.00	1,080.00	
PhilHealth - Civilian	5010303001	867,000.00	0.00	867,000.00	867,000.00	0.00	0.00	0.00	867,000.00	212,390.10	210,250.02	215,765.96	0.00	638,406.08	212,390.10	210,250.02	214,685.96	0.00	637,326.08	0.00	228,593.92	0.00	1,080.00	
Employees Compensation Insurance Premiums	5010304000	94,000.00	200.00	94,200.00	94,000.00	200.00	0.00	0.00	94,200.00	26,500.00	27,100.00	26,500.00	0.00	80,000.00	26,500.00	26,500.00	27,100.00	0.00	80,000.00	0.00	14,200.00	0.00	0.00	
ECIP - Civilian	5010304001	94,000.00	200.00	94,200.00	94,000.00	200.00	0.00	0.00	94,200.00	26,500.00	27,100.00	26,500.00	0.00	80,000.00	26,500.00	26,500.00	27,100.00	0.00	80,000.00	0.00	14,200.00	0.00	0.00	
Other Personnel Benefits		874,000.00	0.00	874,000.00	874,000.00	0.00	0.00	0.00	874,000.00	25,000.00	682,961.32	40,292.64	0.00	748,263.96	0.00	700,600.97	0.00	0.00	700,600.97	0.00	228,746.04	0.00	47,762.99	
Terminal Leave Benefits	5010403000	830,000.00	0.00	830,000.00	830,000.00	0.00	0.00	0.00	830,000.00	0.00	670,500.97	0.00	0.00	670,500.97	0.00	670,500.97	0.00	0.00	670,500.97	0.00	159,499.03	0.00	0.00	
Terminal Leave Benefits - Civilian	5010403001	830,000.00	0.00	830,000.00	830,000.00	0.00	0.00	0.00	830,000.00	0.00	670,500.97	0.00	0.00	670,500.97	0.00	670,500.97	0.00	0.00	670,500.97	0.00	159,499.03	0.00	0.00	
Other Personnel Benefits	5010496000	144,000.00	0.00	144,000.00	144,000.00	0.00	0.00	0.00	144,000.00	25,000.00	12,460.35	40,292.64	0.00	77,752.99	0.00	30,000.00	0.00	0						

Department : Department of Agriculture (DA)
 Agency/Entity : Philippine Council for Agriculture and Fisheries
 Operating Unit : < not applicable >
 Organization Code (UACS) : 05 013 000000
 Fund Cluster : 01 - Regular Agency Fund
 (e.g. UACS Fund Cluster: 01-Regular Agency Fund, 02-Foreign Assisted Projects Fund, 03-Special Account-Locally Funded/Domestic Grants Fund, and 04-Special Account-Foreign Assisted/Foreign Grants Fund)

X	Current Year Appropriations
	Supplemental Appropriations
	Continuing Appropriations

Particulars	UACS CODE	Appropriations			Allotments			Obligations					Disbursements				Balances							
		Authorized Appropriations	Adjustments (Transfer To/From, Modifications/Amenagements)	Adjusted Appropriations	Allotments Received	Adjustments (Reductions, Modifications/Amenagements)	Transfer To	Transfer From	Adjusted Allotments	1st Quarter Ending March 31	2nd Quarter Ending June 30	3rd Quarter Ending September 30	4th Quarter Ending December 31	Total	1st Quarter Ending March 31	2nd Quarter Ending June 30	3rd Quarter Ending September 30	4th Quarter Ending December 31	Total	Unreleased Appropriations	Unobligated Allotments	Unpaid Obligations (15-20)=(23-24)		
		3	4	5=(3+4)	6	7	8	9	10=(6+7-8+9)	11	12	13	14	15=(11+12+13+14)	16	17	18	19	20=(16+17+18+19)	21=(5-10)	22=(10-15)	23	24	
Information and Communications Technology Equipment	5020321003	2,000.00	399,891.05	401,891.05	2,000.00	399,891.05	0.00	0.00	401,891.05	0.00	401,891.05	(153,270.00)	0.00	248,621.05	0.00	284,810.71	(151,719.66)	0.00	132,891.05	0.00	153,270.00	0.00	115,730.00	
Semi-Expendable Furniture, Fixtures and Books	5020322000	96,000.00	0.00	96,000.00	96,000.00	0.00	0.00	96,000.00	0.00	96,000.00	0.00	0.00	0.00	68,900.00	0.00	0.00	0.00	0.00	0.00	0.00	27,100.00	0.00	68,900.00	
Furniture and Fixtures	5020322001	96,000.00	0.00	96,000.00	96,000.00	0.00	0.00	96,000.00	0.00	96,000.00	0.00	0.00	0.00	68,900.00	0.00	0.00	0.00	0.00	0.00	0.00	27,100.00	0.00	68,900.00	
Other Supplies and Materials Expenses	5020399000	6,708,000.00	(1,773,435.16)	4,934,564.84	6,708,000.00	(1,773,435.16)	0.00	0.00	4,934,564.84	170,756.47	726,987.94	703,343.52	0.00	1,601,087.93	70,316.90	225,096.41	819,669.25	0.00	1,115,056.56	0.00	3,333,476.91	0.00	486,005.37	
Utility Expenses		3,700,000.00	0.00	3,700,000.00	3,700,000.00	0.00	0.00	3,700,000.00	1,063,161.24	884,354.74	1,163,724.66	0.00	3,071,240.03	727,902.89	1,109,728.91	1,177,876.02	0.00	3,015,606.82	0.00	628,769.97	0.00	56,733.21		
Water Expenses	5020401000	1,200,000.00	0.00	1,200,000.00	1,200,000.00	0.00	0.00	1,200,000.00	365,789.88	286,070.54	311,144.57	0.00	993,004.99	305,533.23	318,500.45	330,859.38	0.00	952,893.06	0.00	206,995.01	0.00	40,111.93		
Electricity Expenses	5020402000	2,500,000.00	0.00	2,500,000.00	2,500,000.00	0.00	0.00	2,500,000.00	667,371.36	568,284.20	842,579.48	0.00	2,078,235.04	422,369.66	793,228.46	847,015.64	0.00	2,062,613.76	0.00	421,764.96	0.00	15,621.28		
Communication Expenses		6,490,000.00	126,305.00	6,616,305.00	6,490,000.00	126,305.00	0.00	0.00	6,616,305.00	3,511,221.82	1,796,790.10	384,267.60	0.00	5,691,279.52	1,627,602.97	1,478,846.54	1,270,979.70	0.00	3,777,339.21	0.00	926,026.48	0.00	1,913,860.31	
Postage and Courier Services	5020501000	580,000.00	126,305.00	706,305.00	580,000.00	126,305.00	0.00	0.00	706,305.00	569,105.00	0.00	0.00	0.00	569,105.00	283,505.00	8,552.34	5,368.63	0.00	297,425.97	0.00	137,200.00	0.00	271,879.03	
Telephone Expenses	5020502000	2,927,000.00	0.00	2,927,000.00	2,927,000.00	0.00	0.00	2,927,000.00	34,120.82	1,795,790.10	384,267.60	0.00	2,214,178.52	32,144.46	743,295.21	538,812.06	0.00	1,314,051.73	0.00	712,821.48	0.00	900,126.79		
Mobile	5020502001	2,377,000.00	6,355.18	2,383,355.18	2,377,000.00	6,355.18	0.00	0.00	2,383,355.18	4,998.00	1,686,784.23	384,267.60	0.00	2,078,049.83	4,841.81	635,594.23	535,497.00	0.00	1,175,923.04	0.00	307,305.35	0.00	900,126.79	
Landline	5020502002	550,000.00	(6,355.18)	543,644.82	550,000.00	(6,355.18)	0.00	0.00	543,644.82	29,122.82	109,005.87	0.00	0.00	138,128.69	27,302.65	107,710.98	3,115.00	0.00	138,128.69	0.00	405,516.13	0.00	0.00	
Internet Subscription Expenses	5020503000	2,983,000.00	0.00	2,983,000.00	2,983,000.00	0.00	0.00	2,983,000.00	2,907,996.00	0.00	0.00	0.00	0.00	2,907,996.00	711,853.51	726,998.99	726,999.01	0.00	2,165,851.51	0.00	75,004.00	0.00	742,144.49	
Awards/Rewards and Prizes		3,188,000.00	405,000.00	3,683,000.00	3,188,000.00	405,000.00	0.00	0.00	3,683,000.00	0.00	414,500.00	30,000.00	0.00	444,500.00	0.00	334,600.00	69,000.00	0.00	393,600.00	0.00	3,118,900.00	0.00	61,000.00	
Awards/Rewards Expenses	5020601000	0.00	405,000.00	405,000.00	0.00	405,000.00	0.00	0.00	405,000.00	0.00	300,000.00	15,000.00	0.00	300,000.00	0.00	310,000.00	59,000.00	0.00	369,000.00	0.00	0.00	0.00	36,000.00	
Awards/Rewards Expenses	5020601001	0.00	390,000.00	390,000.00	0.00	390,000.00	0.00	0.00	390,000.00	0.00	390,000.00	0.00	0.00	390,000.00	0.00	310,000.00	59,000.00	0.00	369,000.00	0.00	0.00	0.00	21,000.00	
Rewards and Incentives	5020601002	0.00	15,000.00	15,000.00	0.00	15,000.00	0.00	0.00	15,000.00	0.00	0.00	15,000.00	0.00	15,000.00	0.00	0.00	0.00	0.00	0.00	0.00	0.00	0.00	0.00	15,000.00
Prizes	5020602000	3,158,000.00	0.00	3,158,000.00	3,158,000.00	0.00	0.00	0.00	3,158,000.00	0.00	24,500.00	0.00	0.00	39,500.00	0.00	24,500.00	0.00	0.00	24,500.00	0.00	3,118,500.00	0.00	15,000.00	
Confidential, Intelligence and Extraordinary	5020603000	136,000.00	0.00	136,000.00	136,000.00	0.00	0.00	0.00	136,000.00	33,900.00	33,900.00	22,600.00	0.00	90,400.00	33,900.00	22,600.00	32,441.77	0.00	88,941.77	0.00	45,600.00	0.00	1,489.23	
Extraordinary and Miscellaneous Expenses	5021003000	136,000.00	0.00	136,000.00	136,000.00	0.00	0.00	0.00	136,000.00	33,900.00	33,900.00	22,600.00	0.00	90,400.00	33,900.00	22,600.00	32,441.77	0.00	88,941.77	0.00	45,600.00	0.00	1,489.23	
Professional Services		28,691,140.26	1,836,140.26	30,427,140.26	28,691,000.00	1,836,140.26	0.00	0.00	30,427,140.26	8,761,386.78	1,644,646.63	11,223,628.86	0.00	21,629,660.96	3,121,162.05	6,376,286.64	4,079,661.88	0.00	12,677,119.56	0.00	8,897,579.30	0.00	8,852,441.41	
Legal Services	5021101000	42,000.00	2,650.00	44,650.00	42,000.00	2,650.00	0.00	0.00	44,650.00	8,200.00	11,300.00	3,650.00	0.00	23,150.00	8,200.00	11,300.00	0.00	0.00	19,500.00	0.00	21,500.00	0.00	3,650.00	
Auditing Services	5021102000	200,000.00	0.00	200,000.00	200,000.00	0.00	0.00	0.00	200,000.00	1,720.75	115,908.23	36,914.05	0.00	154,544.03	1,613.21	6,775.45	140,255.37	0.00	148,644.03	0.00	45,455.97	0.00	5,900.00	
Consultancy Services	5021103000	12,570,000.00	(1,575,737.70)	10,994,262.30	12,570,000.00	(1,575,737.70)	0.00	0.00	10,994,262.30	0.00	0.00	2,500,000.00	0.00	2,500,000.00	0.00	0.00	0.00	0.00	0.00	0.00	8,494,262.30	0.00	2,500,000.00	
Consultancy Services	5021103002	12,570,000.00	(1,575,737.70)	10,994,262.30	12,570,000.00	(1,575,737.70)	0.00	0.00	10,994,262.30	0.00	0.00	2,500,000.00	0.00	2,500,000.00	0.00	0.00	0.00	0.00	0.00	0.00	8,494,262.30	0.00	2,500,000.00	
Other Professional Services	5021199000	15,779,000.00	3,409,227.96	19,188,227.96	15,779,000.00	3,409,227.96	0.00	0.00	19,188,227.96	8,751,465.03	1,417,337.30	8,683,064.60	0.00	18,851,866.93	3,111,348.84	5,358,220.19	3,939,406.49	0.00	12,408,975.52	0.00	336,361.03	0.00	6,442,891.41	
General Services		7,200,000.00	(32,036.32)	7,167,963.68	7,200,000.00	(32,036.32)	0.00	0.00	7,167,963.68	2,711,363.79	676,903.76	1,373,283.81	0.00	4,760,621.35	633,898.34	860,284.23	1,782,603.36	0.00	3,176,775.93	0.00	2,407,342.33	0.00	1,683,846.52	
Janitorial Services	5021202000	2,800,000.00	(32,036.32)	2,567,963.68	2,800,000.00	(32,036.32)	0.00	0.00	2,567,963.68	2,371,854.72	0.00	0.00	0.00	2,371,854.72	184,280.48	176,899.27	776,899.42	0.00	1,155,569.17	0.00	196,108.96	0.00	1,216,285.55	
Security Services	5021203000	4,800,000.00	0.00	4,800,000.00	4,800,000.00	0.00	0.00	0.00	4,800,000.00	339,499.07	676,003.75	1,373,283.81	0.00	2,388,786.63	339,499.07	676,003.75	1,005,703.94	0.00	2,021,206.76	0.00	2,211,233.37	0.00	367,559.87	
Repairs and Maintenance		1,364,000.00	70,476.18	1,424,476.18	1,364,000.00	70,476.18	0.00	0.00	1,424,476.18	313,637.00	429,876.19	160,880.16	0.00	894,293.34	98,667.50	403,489.69	260,628.65	0.00	762,705.84	0.00	630,182.82	0.00	141,686.50	
Repairs and Maintenance - Buildings and Other	5021304000	784,000.00	(8,413.68)	775,586.32	784,000.00	(8,413.68)	0.00	0.00	775,586.32	96,500.00	126,279.00	32,624.50	0.00	255,403.50	0.00	122,490.07	63,688.93	0.00	186,179.00	0.00	520,182.82	0.00	69,224.50	
Buildings	5021304001	784,000.00	(8,413.68)	775,586.32	784,000.00	(8,413.68)	0.00	0.00	775,586.32	96,500.00	126,279.00	32,624.50	0.00	255,403.50	0.00	122,490.07	63,688.93	0.00	186,179.00	0.00	520,182.82	0.00	69,224.50	
Repairs and Maintenance - Machinery and	5021305000	250,000.00	41,250.00	291,250.00	250,000.00	41,250.00	0.00	0.00	291,250.00	164,900.00	125,550.00	800.00	0.00	291,250.00	53,667.50	155,267.86	50,994.64	0.00	259,950.00	0.00	0.00	0.00	31,300.00	
Office Equipment	5021305002	250,000.00	41,250.00	291,250.00	250,000.00	41,250.00	0.00	0.00	291,250.00	164,900.00	125,550.00	800.00	0.00	291,250.00	53,667.50	155,267.86	50,994.64	0.00	259,950.00	0.00	0.00	0.00	31,300.00	
Repairs and Maintenance - Transportation	5021306000	300,000.00	37,638.84	337,638.84																				

Department : Department of Agriculture (DA)
 Agency/Entity : Philippine Council for Agriculture and Fisheries
 Operating Unit : < not applicable >
 Organization Code (UACS) : 05 013 000000
 Fund Cluster : 01 - Regular Agency Fund

X	Current Year Appropriations
	Supplemental Appropriations
	Continuing Appropriations

(e.g. UACS Fund Cluster: 01-Regular Agency Fund, 02-Foreign Assisted Projects Fund, 03-Special Account-Locally Funded/Domestic Grants Fund, and 04-Special Account-Foreign Assisted/Foreign Grants Fund)

Particulars	UACS CODE	Appropriations			Allotments					Obligations					Disbursements					Balances				
		Authorized Appropriations	Adjustments (Transfer To/From, Modifications/Amenumtations)	Adjusted Appropriations	Allotments Received	Adjustments (Reductions, Modifications/Augmentations)	Transfer To	Transfer From	Adjusted Allotments	1st Quarter Ending March 31	2nd Quarter Ending June 30	3rd Quarter Ending September 30	4th Quarter Ending December 31	Total	1st Quarter Ending March 31	2nd Quarter Ending June 30	3rd Quarter Ending September 30	4th Quarter Ending December 31	Total	Unreleased Appropriations	Unobligated Allotments	Unpaid Obligations (15-20)=(23+24)		
																						Due and Demandable	Not Yet Due and Demandable	
Capital Outlays		987,000.00	0.00	987,000.00	987,000.00	0.00	0.00	987,000.00	0.00	452,671.10	331,850.00	0.00	784,521.10	0.00	452,671.10	269,000.00	0.00	721,671.10	0.00	202,478.90	0.00	62,850.00	0.00	
Property, Plant and Equipment Outlay		987,000.00	0.00	987,000.00	987,000.00	0.00	0.00	987,000.00	0.00	452,671.10	331,850.00	0.00	784,521.10	0.00	452,671.10	269,000.00	0.00	721,671.10	0.00	202,478.90	0.00	62,850.00	0.00	
Machinery and Equipment Outlay	5060405000	987,000.00	0.00	987,000.00	987,000.00	0.00	0.00	987,000.00	0.00	452,671.10	331,850.00	0.00	784,521.10	0.00	452,671.10	269,000.00	0.00	721,671.10	0.00	202,478.90	0.00	62,850.00	0.00	
Information and Communication Technology Equipment	5060405003	987,000.00	0.00	987,000.00	987,000.00	0.00	0.00	987,000.00	0.00	452,671.10	331,850.00	0.00	784,521.10	0.00	452,671.10	269,000.00	0.00	721,671.10	0.00	202,478.90	0.00	62,850.00	0.00	
B. AUTOMATIC APPROPRIATIONS		4,711,000.00	0.00	4,711,000.00	4,711,000.00	0.00	0.00	4,711,000.00	1,301,089.27	1,310,700.61	1,331,269.41	0.00	3,943,049.29	1,295,321.68	1,316,467.40	1,331,269.41	0.00	3,943,049.49	0.00	767,960.71	0.00	0.80	0.80	
Retirement and Life Insurance Premiums		4,711,000.00	0.00	4,711,000.00	4,711,000.00	0.00	0.00	4,711,000.00	1,301,089.27	1,310,700.61	1,331,269.41	0.00	3,943,049.29	1,295,321.68	1,316,467.40	1,331,269.41	0.00	3,943,049.49	0.00	767,960.71	0.00	0.80	0.80	
C. SPECIAL PURPOSE FUNDS		0.00	28,643,023.00	28,643,023.00	0.00	28,643,023.00	0.00	28,643,023.00	9,691,801.91	2,099,630.43	10,851,196.23	0.00	22,641,628.67	7,908,018.00	2,688,689.90	6,839,679.22	0.00	17,336,268.12	0.00	6,001,394.43	0.00	5,305,362.45	0.00	
Miscellaneous Personnel Benefits Fund		0.00	1,866,176.00	1,866,176.00	0.00	1,866,176.00	0.00	1,866,176.00	1,844,105.87	22,069.45	0.00	0.00	1,866,176.32	0.00	1,866,176.32	0.00	0.00	1,866,176.32	0.00	0.88	0.00	0.00	0.00	
Other Compensation	6010200000	0.00	1,866,176.00	1,866,176.00	0.00	1,866,176.00	0.00	1,866,176.00	1,844,105.87	22,069.45	0.00	0.00	1,866,176.32	0.00	1,866,176.32	0.00	0.00	1,866,176.32	0.00	0.88	0.00	0.00	0.00	
Other Bonuses and Allowances		0.00	1,866,176.00	1,866,176.00	0.00	1,866,176.00	0.00	1,866,176.00	1,844,105.87	22,069.45	0.00	0.00	1,866,176.32	0.00	1,866,176.32	0.00	0.00	1,866,176.32	0.00	0.88	0.00	0.00	0.00	
Performance Based Bonus - Civilian	5010299014	0.00	1,866,176.00	1,866,176.00	0.00	1,866,176.00	0.00	1,866,176.00	1,844,105.87	22,069.45	0.00	0.00	1,866,176.32	0.00	1,866,176.32	0.00	0.00	1,866,176.32	0.00	0.88	0.00	0.00	0.00	
Pension and Gratuity Fund		0.00	4,690,595.00	4,690,595.00	0.00	4,690,595.00	0.00	4,690,595.00	0.00	102,556.64	4,688,036.17	0.00	4,690,592.81	0.00	102,556.64	4,586,036.17	0.00	4,690,592.81	0.00	2.19	0.00	0.00	0.00	
Other Personnel Benefits	6010400000	0.00	4,690,595.00	4,690,595.00	0.00	4,690,595.00	0.00	4,690,595.00	0.00	102,556.64	4,688,036.17	0.00	4,690,592.81	0.00	102,556.64	4,586,036.17	0.00	4,690,592.81	0.00	2.19	0.00	0.00	0.00	
Terminal Leave Benefits		0.00	4,690,595.00	4,690,595.00	0.00	4,690,595.00	0.00	4,690,595.00	0.00	102,556.64	4,586,036.17	0.00	4,690,592.81	0.00	102,556.64	4,586,036.17	0.00	4,690,592.81	0.00	2.19	0.00	0.00	0.00	
Terminal Leave Benefits - Civilian	5010403001	0.00	4,690,595.00	4,690,595.00	0.00	4,690,595.00	0.00	4,690,595.00	0.00	102,556.64	4,586,036.17	0.00	4,690,592.81	0.00	102,556.64	4,586,036.17	0.00	4,690,592.81	0.00	2.19	0.00	0.00	0.00	
Support to Foreign-Assisted Projects		0.00	22,086,262.00	22,086,262.00	0.00	22,086,262.00	0.00	22,086,262.00	7,847,696.04	1,974,004.34	6,263,160.06	0.00	16,084,860.44	7,908,018.00	719,836.94	2,261,543.05	0.00	10,779,497.99	0.00	6,001,391.66	0.00	5,305,362.45	0.00	
Traveling Expenses	5020100000	0.00	1,306,724.70	1,306,724.70	0.00	1,306,724.70	0.00	1,306,724.70	722,795.04	5,509.00	578,420.66	0.00	1,306,724.70	722,795.04	5,509.00	572,920.66	0.00	1,301,224.70	0.00	0.00	0.00	5,500.00	0.00	
Traveling Expenses - Local	5020101000	0.00	1,306,724.70	1,306,724.70	0.00	1,306,724.70	0.00	1,306,724.70	722,795.04	5,509.00	578,420.66	0.00	1,306,724.70	722,795.04	5,509.00	572,920.66	0.00	1,301,224.70	0.00	0.00	0.00	5,500.00	0.00	
Supplies and Materials Expenses	5020300000	0.00	1,280,184.94	1,280,184.94	0.00	1,280,184.94	0.00	1,280,184.94	66,831.00	1,208,263.94	7,000.00	0.00	1,280,184.94	64,262.96	61,766.98	656,583.01	0.00	10,779,497.99	0.00	0.00	0.00	498,691.99	0.00	
Office Supplies Expenses	5020301002	0.00	0.00	0.00	0.00	0.00	0.00	0.00	0.00	55,265.00	(55,265.00)	0.00	0.00	0.00	0.00	0.00	0.00	0.00	0.00	0.00	0.00	0.00	0.00	
Accountable Forms Expenses	5020302000	0.00	9,890.00	9,890.00	0.00	9,890.00	0.00	9,890.00	0.00	9,890.00	0.00	0.00	9,890.00	0.00	9,890.00	0.00	0.00	9,890.00	0.00	0.00	0.00	0.00	0.00	
Fuel, Oil and Lubricants Expenses	5020309000	0.00	60,706.00	60,706.00	0.00	60,706.00	0.00	60,706.00	8,106.00	45,600.00	7,000.00	0.00	60,706.00	8,106.00	2,500.00	22,408.01	0.00	33,014.01	0.00	0.00	0.00	27,691.99	0.00	
Office Equipment	5020321002	0.00	61,550.00	61,550.00	0.00	61,550.00	0.00	61,550.00	6,285.00	0.00	55,265.00	0.00	61,550.00	6,285.00	0.00	0.00	0.00	61,550.00	0.00	0.00	0.00	0.00	0.00	
Information and Communications Technology Equipment	5020321003	0.00	558,000.00	558,000.00	0.00	558,000.00	0.00	558,000.00	0.00	558,000.00	0.00	0.00	558,000.00	0.00	0.00	558,000.00	0.00	558,000.00	0.00	0.00	0.00	0.00	0.00	
Semi-Expendable Furniture, Fixtures and Books Expenses	5020322000	0.00	470,900.00	470,900.00	0.00	470,900.00	0.00	470,900.00	0.00	470,900.00	0.00	0.00	470,900.00	0.00	0.00	0.00	0.00	470,900.00	0.00	0.00	0.00	470,900.00	0.00	
Other Supplies and Materials Expenses	5020399000	0.00	119,138.94	119,138.94	0.00	119,138.94	0.00	119,138.94	52,540.00	66,598.94	0.00	0.00	119,138.94	49,861.98	46,368.98	19,910.00	0.00	119,138.94	0.00	0.00	0.00	0.00	0.00	
Professional Services	6021100000	0.00	12,656,283.80	12,656,283.80	0.00	12,656,283.80	0.00	12,656,283.80	7,004,000.00	495,941.40	5,154,842.40	0.00	12,654,783.80	7,001,500.00	373,445.96	489,212.38	0.00	7,864,158.34	0.00	1,500.00	0.00	4,790,626.46	0.00	
Other Professional Services		0.00	12,656,283.80	12,656,283.80	0.00	12,656,283.80	0.00	12,656,283.80	7,004,000.00	495,941.40	5,154,842.40	0.00	12,654,783.80	7,001,500.00	373,445.96	489,212.38	0.00	7,864,158.34	0.00	1,500.00	0.00	4,790,626.46	0.00	
Legal Services	5021101000	0.00	4,000.00	4,000.00	0.00	4,000.00	0.00	4,000.00	0.00	(2,500.00)	1,000.00	0.00	2,500.00	1,500.00	0.00	1,000.00	0.00	2,500.00	0.00	1,500.00	0.00	0.00	0.00	
Consultancy Services	5021103002	0.00	11,000,000.00	11,000,000.00	0.00	11,000,000.00	0.00	11,000,000.00	7,000,000.00	0.00	4,000,000.00	0.00	11,000,000.00	7,000,000.00	0.00	0.00	0.00	7,000,000.00	0.00	0.00	0.00	4,000,000.00	0.00	
Other Professional Services	5021109000	0.00	1,652,283.80	1,652,283.80	0.00	1,652,283.80	0.00	1,652,283.80	0.00	498,441.40	1,153,842.40	0.00	1,652,283.80	0.00	373,445.96	488,212.38	0.00	861,658.34	0.00	0.00	0.00	790,626.46	0.00	
Financial Assistance/Subsidy	6021400000	0.00	5,999,891.56	5,999,891.56	0.00	5,999,891.56	0.00	5,999,891.56	0.00	0.00	0.00	0.00	0.00	0.00	0.00	0.00	0.00	0.00	0.00	0.00	5,999,891.56	0.00	0.00	0.00
Subsidies - Others	5021490000	0.00	5,999,891.56	5,999,891.56	0.00	5,999,891.56	0.00	5,999,891.56	0.00	0.00	0.00	0.00	0.00	0.00	0.00	0.00	0.00	0.00	0.00	0.00	5,999,891.56	0.00	0.00	0.00
Other Maintenance and Operating Expenses	5029900000	0.00	843,167.00	843,167.00	0.00	843,167.00	0.00	843,167.00	83,970.00	266,300.00	622,897.00	0.00	843,167.00	19,470.00	279,225.00	533,827.00	0.00	832,522.00	0.00	0.00	0.00	10,845.00	0.00	
Representation Expenses	5029903000	0.00	436,847.00	436,847.00	0.00	436,847.00	0.00	436,847.00	0.00	209,000.00	227,847.00	0.00	436,847.00	0.00	195,937.50	240,514.50	0.00	436,847.00	0.00	0.00	0.00	395.00	0.00	
Rents - Motor Vehicles	5029905003	0.00	231,000.00	231,000.00	0.00	231,000.00	0.00	231,00																

SUMMARY OF APPROPRIATIONS, ALLOTMENTS, OBLIGATIONS, DISBURSEMENTS AND BALANCES BY OBJECT OF EXPENDITURES
As at the Quarter Ending September 30, 2023

Department : Department of Agriculture (DA)
Agency/Entity : Philippine Council for Agriculture and Fisheries
Operating Unit : < not applicable >
Organization Code (UACS) : 05 013 0000000
Fund Cluster : 01 - Regular Agency Fund

	Current Year Appropriations
	Supplemental Appropriations
X	Continuing Appropriations

(e.g. UACS Fund Cluster: 01-Regular Agency Fund, 02-Foreign Assisted Projects Fund, 03-Special Account-Locally Funded/Domestic Grants Fund, and 04-Special Account-Foreign Assisted/Foreign Grants Fund)

Particulars	UACS CODE	Appropriations			Allotments			Obligations				Disbursements				Balances							
		Authorized Appropriations	Transfer To/From, Modifications/Amendments)	Adjusted Appropriations	Allotments Received	Adjustments (Reductions, Modifications/ Augmentations)	Transfer To	Transfer From	Adjusted Allotments	1st Quarter Ending March 31	2nd Quarter Ending June 30	3rd Quarter Ending September 30	4th Quarter Ending December 31	Total	1st Quarter Ending March 31	2nd Quarter Ending June 30	3rd Quarter Ending September 30	4th Quarter Ending December 31	Total	Unreleased Appropriations	Unobligated Allotments	Unpaid Obligations (15-20)+(23-24)	
1	2	3	4	5=(3+4)	6	7	8	9	10=[(6+)-(7)-9]	11	12	13	14	15=(11+12+13+14)	16	17	18	19	20=(16+17+18+19)	21=(5-10)	22=(10-15)	23	24
SUMMARY		10,988,046.79	0.00	10,988,046.79	10,988,046.79	0.00	0.00	0.00	10,988,046.79	8,096,472.17	2,209,959.19	114,210.00	0.00	10,420,641.36	3,336,902.07	5,008,065.51	1,191,302.00	0.00	9,536,269.58	0.00	637,405.43	0.00	884,371.78
I. AGENCY SPECIFIC BUDGET		10,988,046.79	0.00	10,988,046.79	10,988,046.79	0.00	0.00	0.00	10,988,046.79	8,096,472.17	2,209,959.19	114,210.00	0.00	10,420,641.36	3,336,902.07	5,008,065.51	1,191,302.00	0.00	9,536,269.58	0.00	637,405.43	0.00	884,371.78
Maintenance and Other Operating Expenses		10,772,440.79	0.00	10,772,440.79	10,772,440.79	0.00	0.00	0.00	10,772,440.79	8,096,472.17	2,089,959.19	70,220.00	0.00	10,266,651.36	3,336,902.07	5,008,065.51	1,071,302.00	0.00	9,416,269.58	0.00	615,769.43	0.00	840,381.78
Traveling Expenses		480,331.84	352,176.49	832,607.33	480,331.84	352,176.49	0.00	0.00	832,607.33	667,820.00	140,136.32	0.00	0.00	797,656.32	323,620.00	474,136.32	0.00	0.00	797,656.32	0.00	34,861.01	0.00	0.00
Traveling Expenses - Local	5020101000	457,930.70	214,440.31	672,371.01	457,930.70	214,440.31	0.00	0.00	672,371.01	637,520.00	0.00	0.00	0.00	637,520.00	303,520.00	334,000.00	0.00	0.00	637,520.00	0.00	34,851.01	0.00	0.00
Traveling Expenses - Foreign	5020102000	22,401.14	137,735.18	160,136.32	22,401.14	137,735.18	0.00	0.00	160,136.32	20,000.00	140,136.32	0.00	0.00	160,136.32	20,000.00	140,136.32	0.00	0.00	160,136.32	0.00	0.00	0.00	0.00
Training and Scholarship Expenses		978,492.44	(658,492.44)	420,000.00	978,492.44	(658,492.44)	0.00	0.00	420,000.00	420,000.00	0.00	0.00	0.00	420,000.00	420,000.00	0.00	0.00	0.00	420,000.00	0.00	0.00	0.00	0.00
Training Expenses	5020201000	978,492.44	(558,492.44)	420,000.00	978,492.44	(558,492.44)	0.00	0.00	420,000.00	420,000.00	0.00	0.00	0.00	420,000.00	420,000.00	0.00	0.00	0.00	420,000.00	0.00	0.00	0.00	0.00
Training Expenses	5020201002	978,492.44	(558,492.44)	420,000.00	978,492.44	(558,492.44)	0.00	0.00	420,000.00	420,000.00	0.00	0.00	0.00	420,000.00	420,000.00	0.00	0.00	0.00	420,000.00	0.00	0.00	0.00	0.00
Supplies and Materials Expenses		1,412,736.76	(667,943.30)	844,793.46	1,412,736.76	(667,943.30)	0.00	0.00	844,793.46	331,806.26	442,768.20	70,220.00	0.00	844,793.46	35,866.16	471,694.62	241,692.00	0.00	748,411.68	0.00	0.00	0.00	96,381.78
Office Supplies Expenses	5020301000	482,292.72	(361,791.51)	120,501.21	482,292.72	(361,791.51)	0.00	0.00	120,501.21	26,558.01	93,943.20	0.00	0.00	120,501.21	26,558.01	45,980.38	47,962.82	0.00	120,501.21	0.00	0.00	0.00	0.00
Office Supplies Expenses	5020301002	482,292.72	(361,791.51)	120,501.21	482,292.72	(361,791.51)	0.00	0.00	120,501.21	26,558.01	93,943.20	0.00	0.00	120,501.21	26,558.01	45,980.38	47,962.82	0.00	120,501.21	0.00	0.00	0.00	0.00
Fuel, Oil and Lubricants Expenses	5020309000	310,488.70	(310,488.70)	0.00	310,488.70	(310,488.70)	0.00	0.00	0.00	0.00	0.00	0.00	0.00	0.00	0.00	0.00	0.00	0.00	0.00	0.00	0.00	0.00	0.00
Semi-Expendable Machinery and Equipment	5020321000	0.00	296,195.00	296,195.00	0.00	296,195.00	0.00	0.00	296,195.00	8,450.00	219,765.00	67,980.00	0.00	296,195.00	0.00	101,665.00	190,888.22	0.00	292,553.22	0.00	0.00	0.00	3,641.78
Office Equipment	5020321002	0.00	175,830.00	175,830.00	0.00	175,830.00	0.00	0.00	175,830.00	0.00	107,850.00	67,980.00	0.00	175,830.00	0.00	0.00	172,188.22	0.00	172,188.22	0.00	0.00	0.00	3,641.78
Information and Communications Technology	5020321003	0.00	120,365.00	120,365.00	0.00	120,365.00	0.00	0.00	120,365.00	8,450.00	111,915.00	0.00	0.00	120,365.00	0.00	101,665.00	18,700.00	0.00	120,365.00	0.00	0.00	0.00	0.00
Semi-Expendable Furniture, Fixtures and Books	5020322000	0.00	116,200.00	116,200.00	0.00	116,200.00	0.00	0.00	116,200.00	0.00	116,200.00	0.00	0.00	116,200.00	0.00	26,700.00	0.00	0.00	26,700.00	0.00	0.00	0.00	89,500.00
Semi-Expendable Furniture, Fixtures and Books	5020322000	0.00	116,200.00	116,200.00	0.00	116,200.00	0.00	0.00	116,200.00	0.00	116,200.00	0.00	0.00	116,200.00	0.00	26,700.00	0.00	0.00	26,700.00	0.00	0.00	0.00	89,500.00
Other Supplies and Materials Expenses	5020396000	619,955.34	(308,058.09)	311,897.25	619,955.34	(308,058.09)	0.00	0.00	311,897.25	296,797.25	12,860.00	2,240.00	0.00	311,897.25	9,297.15	297,349.14	3,010.96	0.00	309,657.25	0.00	0.00	0.00	2,240.00
Utility Expenses		205,141.60	(165,141.60)	40,000.00	205,141.60	(165,141.60)	0.00	0.00	40,000.00	40,000.00	0.00	0.00	0.00	40,000.00	40,000.00	0.00	0.00	0.00	40,000.00	0.00	0.00	0.00	0.00
Water Expenses	5020401000	205,141.60	(165,141.60)	40,000.00	205,141.60	(165,141.60)	0.00	0.00	40,000.00	40,000.00	0.00	0.00	0.00	40,000.00	40,000.00	0.00	0.00	0.00	40,000.00	0.00	0.00	0.00	0.00
Communication Expenses		2,066,907.89	(1,165,596.99)	901,310.90	2,066,907.89	(1,165,596.99)	0.00	0.00	901,310.90	800,000.00	101,310.90	0.00	0.00	901,310.90	800,000.00	101,310.90	0.00	0.00	901,310.90	0.00	0.00	0.00	0.00
Telephone Expenses	5020502000	0.00	101,310.90	101,310.90	0.00	101,310.90	0.00	0.00	101,310.90	0.00	101,310.90	0.00	0.00	101,310.90	0.00	101,310.90	0.00	0.00	101,310.90	0.00	0.00	0.00	0.00
Mobile	5020502001	0.00	101,310.90	101,310.90	0.00	101,310.90	0.00	0.00	101,310.90	0.00	101,310.90	0.00	0.00	101,310.90	0.00	101,310.90	0.00	0.00	101,310.90	0.00	0.00	0.00	0.00
Internet Subscription Expenses	5020503000	2,066,907.89	(1,296,907.89)	800,000.00	2,066,907.89	(1,296,907.89)	0.00	0.00	800,000.00	800,000.00	0.00	0.00	0.00	800,000.00	800,000.00	0.00	0.00	0.00	800,000.00	0.00	0.00	0.00	0.00
Awards/Rewards and Prizes		475,407.00	(150,598.18)	324,808.82	475,407.00	(150,598.18)	0.00	0.00	324,808.82	0.00	0.00	0.00	0.00	324,808.82	0.00	0.00	0.00	0.00	324,808.82	0.00	0.00	0.00	0.00
Prizes	5020602000	475,407.00	(150,598.18)	324,808.82	475,407.00	(150,598.18)	0.00	0.00	324,808.82	0.00	0.00	0.00	0.00	324,808.82	0.00	0.00	0.00	0.00	324,808.82	0.00	0.00	0.00	0.00
Professional Services		5,119,244.26	(2,423,796.23)	2,695,448.03	5,119,244.26	(2,423,796.23)	0.00	0.00	2,695,448.03	1,601,294.91	852,202.52	0.00	0.00	2,653,497.43	1,801,294.91	2,202.52	285,000.00	0.00	1,888,497.43	0.00	141,950.60	0.00	665,000.00
Consultancy Services	5021103000	3,607,070.63	(2,297,070.63)	1,310,000.00	3,607,070.63	(2,297,070.63)	0.00	0.00	1,310,000.00	380,000.00	950,000.00	0.00	0.00	1,310,000.00	380,000.00	0.00	285,000.00	0.00	645,000.00	0.00	0.00	0.00	665,000.00
ICT Consultancy Services	5021103001	315,340.46	634,659.54	950,000.00	315,340.46	634,659.54	0.00	0.00	950,000.00	0.00	950,000.00	0.00	0.00	950,000.00	0.00	0.00	285,000.00	0.00	285,000.00	0.00	0.00	0.00	665,000.00
Consultancy Services	5021103002	3,291,730.17	(2,931,730.17)	360,000.00	3,291,730.17	(2,931,730.17)	0.00	0.00	360,000.00	360,000.00	0.00	0.00	0.00	360,000.00	360,000.00	0.00	0.00	0.00	360,000.00	0.00	0.00	0.00	0.00
Other Professional Services	5021199000	1,512,173.63	(126,725.60)	1,385,448.03	1,512,173.63	(126,725.60)	0.00	0.00	1,385,448.03	1,241,294.91	2,202.52	0.00	0.00	1,243,497.43	1,241,294.91	2,202.52	0.00	0.00	1,243,497.43	0.00	141,950.60	0.00	0.00
General Services		0.00	108,441.25	108,441.25	0.00	108,441.25	0.00	0.00	108,441.25	0.00	108,441.25	0.00	0.00	108,441.25	0.00	108,441.25	0.00	0.00	108,441.25	0.00	0.00	0.00	0.00
Janitorial Services	5021202000	0.00	108,441.25	108,441.25	0.00	108,441.25	0.00	0.00	108,441.25	0.00	108,441.25	0.00	0.00	108,441.25	0.00	108,441.25	0.00	0.00	108,441.25	0.00	0.00	0.00	0.00
Repairs and Maintenance		34,179.00	0.00	34,179.00	34,179.00	0.00	0.00	0.00	34,179.00	20,000.00	0.00	0.00	0.00	20,000.00	20,000.00	0.00	0.00	0.00	20,000.00	0.00	14,179.00	0.00	0.00
Repairs and Maintenance - Transportation	5021306000	34,179.00	0.00	34,179.00	34,179.00	0.00	0.00	0.00	34,179.00	20,000.00	0.00	0.00	0.00	20,000.00	20,								

Department : Department of Agriculture (DA)
 Agency/Entity : Philippine Council for Agriculture and Fisheries
 Operating Unit : < not applicable >
 Organization Code (UACS) : 05 013 0000000
 Fund Cluster : 01 - Regular Agency Fund
 (e.g. UACS Fund Cluster: 01-Regular Agency Fund, 02-Foreign Assisted Projects Fund, 03-Special Account-Locally Funded/Domestic Grants Fund, and 04-Special Account-Foreign Assisted/Foreign Grants Fund)

	Current Year Appropriations
	Supplemental Appropriations
X	Continuing Appropriations

Particulars	UACS CODE	Appropriations			Allotments			Obligations				Disbursements				Balances							
		Authorized Appropriations	Adjustments (Transfer To/From, Modifications/Augmentations)	Adjusted Appropriations	Allotments Received	Adjustments (Reductions, Modifications/Augmentations)	Transfer To	Transfer From	Adjusted Allotments	1st Quarter Ending March 31	2nd Quarter Ending June 30	3rd Quarter Ending September 30	4th Quarter Ending December 31	Total	1st Quarter Ending March 31	2nd Quarter Ending June 30	3rd Quarter Ending September 30	4th Quarter Ending December 31	Total	Unreleased Appropriations	Unobligated Allotments	Unpaid Obligations (15-20)=(23+24)	
		3	4	5=(3+4)	6	7	8	9	10=(8+(-)7)+9	11	12	13	14	15=(11+12+13+14)	16	17	18	19	20=(16+17+18+19)	21=(5-10)	22=(10-15)	23	24
Office Equipment	5060405002	0.00	163,990.00	163,990.00	0.00	163,990.00	0.00	0.00	163,990.00	0.00	120,000.00	43,990.00	0.00	163,990.00	0.00	0.00	120,000.00	0.00	120,000.00	0.00	0.00	0.00	43,990.00
Information and Communication Technology	5060405003	28,636.00	(22,020.00)	6,616.00	28,636.00	(22,020.00)	0.00	0.00	6,616.00	0.00	0.00	0.00	0.00	0.00	0.00	0.00	0.00	0.00	0.00	0.00	6,616.00	0.00	0.00
ICT Software	5060405015	141,970.00	(141,970.00)	0.00	141,970.00	(141,970.00)	0.00	0.00	0.00	0.00	0.00	0.00	0.00	0.00	0.00	0.00	0.00	0.00	0.00	0.00	0.00	0.00	0.00
GRAND TOTAL		10,958,046.79	0.00	10,958,046.79	10,958,046.79	0.00	0.00	0.00	10,958,046.79	8,096,472.17	2,209,959.19	114,210.00	0.00	10,420,641.36	3,336,902.07	5,008,066.61	1,191,302.00	0.00	9,536,269.68	0.00	637,405.43	0.00	884,371.78

Certified Correct:
 JOSE REVENTOR H. BESENO
 Chief, Budget Section
 Date: October 25, 2023 04:51 PM

Certified Correct:
 MARIA DIVINA P. GONZALEZ
 Chief, Accounting Section
 Date: October 25, 2023 04:51 PM

Recommending Approval By:
 MARISA R. LO
 OIC-Chief, AFMD
 Date: October 25, 2023 04:58 PM


Approved By:
 JULIETA E. DULENCIA
 OIC-Executive Director
 Date: October 25, 2023 05:02 PM


List of Allotments and Sub-Allotments
As at the Quarter Ending September 30, 2023


Department : Department of Agriculture (DA)
 Agency/Entity : Philippine Council for Agriculture and Fisheries
 Operating Unit : < not applicable >
 Organization Code (UACS) : 05 013 000000
 Fund Cluster : 01 - Regular Agency Fund
 (e.g. UACS Fund Cluster: 01-Regular Agency Fund, 02-Foreign Assisted Projects Fund, 03-Special Account-Locally Funded/Domestic Grants Fund, and 04-Special Account-Foreign Assisted/Foreign Grants Fund)


X	Current Year Appropriations
	Supplemental Appropriations
	Continuing Appropriations

No.	Allotments/Sub-Allotments Reference		Funding Source		Allotments/Sub-Allotments received from CO/ROs/OUs					Sub-Allotments to ROs/OUs					Total Allotments/Net of Sub-allotments					
	Number	Date	Description	UACS CODE	PS	MOOE	FinEx	CO	Sub-Total	PS	MOOE	FinEx	CO	Total	PS	MOOE	FinEx	CO	Total	
1	2	3	4	5	6	7	8	9	10=(6+7+8+9)	11	12	13	14	16=(11+12+13+14)	16=(6+11)	17=(7+12)	18=(8+13)	19=(9+14)	20=(16+17+18+19)	
A. Allotments received from DBM																				
1	GAA Items released through GAA as Allotment Order per Annex A of NBC No. 590	2023-01-03	Specific Budgets of National Government Agencies	101101	51,380,000.00	140,251,000.00	0.00	987,000.00	192,618,000.00	0.00	0.00	0.00	0.00	0.00	51,380,000.00	140,251,000.00	0.00	987,000.00	192,618,000.00	
2	Items For Release through GARO per Annex C of NBC No. 590	2023-01-03	Retirement and Life Insurance Premiums	104102	4,711,000.00	0.00	0.00	0.00	4,711,000.00	0.00	0.00	0.00	0.00	0.00	4,711,000.00	0.00	0.00	0.00	4,711,000.00	
3	SARO-BMB-E-23-0012921	2023-02-08	Support to Foreign-Assisted Projects	105428	0.00	22,086,252.00	0.00	0.00	22,086,252.00	0.00	0.00	0.00	0.00	0.00	0.00	22,086,252.00	0.00	0.00	22,086,252.00	
4	SARO-BMB-E-23-0015372	2023-03-29	Miscellaneous Personnel Benefits Fund	101406	1,866,176.00	0.00	0.00	0.00	1,866,176.00	0.00	0.00	0.00	0.00	0.00	1,866,176.00	0.00	0.00	0.00	1,866,176.00	
5	SARO-BMB-E-23-0016096	2023-04-19	Pension and Gratuity Fund	101407	16,478.00	0.00	0.00	0.00	16,478.00	0.00	0.00	0.00	0.00	0.00	16,478.00	0.00	0.00	0.00	16,478.00	
6	SARO-BMB-E-23-0017851	2023-05-29	Pension and Gratuity Fund	101407	86,081.00	0.00	0.00	0.00	86,081.00	0.00	0.00	0.00	0.00	0.00	86,081.00	0.00	0.00	0.00	86,081.00	
7	SARO-BMB-E-23-0020059	2023-07-21	Pension and Gratuity Fund	101407	59,394.00	0.00	0.00	0.00	59,394.00	0.00	0.00	0.00	0.00	0.00	59,394.00	0.00	0.00	0.00	59,394.00	
8	SARO-BMB-E-23-0023504	2023-09-14	Pension and Gratuity Fund	101407	335,581.00	0.00	0.00	0.00	335,581.00	0.00	0.00	0.00	0.00	0.00	335,581.00	0.00	0.00	0.00	335,581.00	
9	SARO-BMB-E-23-0023560	2023-09-15	Pension and Gratuity Fund	101407	21,316.00	0.00	0.00	0.00	21,316.00	0.00	0.00	0.00	0.00	0.00	21,316.00	0.00	0.00	0.00	21,316.00	
10	SARO-BMB-E-23-0023799	2023-09-25	Pension and Gratuity Fund	101407	4,171,747.00	0.00	0.00	0.00	4,171,747.00	0.00	0.00	0.00	0.00	0.00	4,171,747.00	0.00	0.00	0.00	4,171,747.00	
Sub-Total						62,647,771.00	162,337,252.00	0.00	987,000.00	225,972,023.00	0.00	0.00	0.00	0.00	0.00	62,647,771.00	162,337,252.00	0.00	987,000.00	225,972,023.00
Total Allotments						62,647,771.00	162,337,252.00	0.00	987,000.00	225,972,023.00	0.00	0.00	0.00	0.00	0.00	62,647,771.00	162,337,252.00	0.00	987,000.00	225,972,023.00
Summary by Funding Source Code:																				
Specific Budgets of National Government Agencies				101101	51,380,000.00	140,251,000.00	0.00	987,000.00	192,618,000.00	0.00	0.00	0.00	0.00	0.00	51,380,000.00	140,251,000.00	0.00	987,000.00	192,618,000.00	
Miscellaneous Personnel Benefits Fund				101406	1,866,176.00	0.00	0.00	0.00	1,866,176.00	0.00	0.00	0.00	0.00	0.00	1,866,176.00	0.00	0.00	0.00	1,866,176.00	
Pension and Gratuity Fund				101407	4,690,595.00	0.00	0.00	0.00	4,690,595.00	0.00	0.00	0.00	0.00	0.00	4,690,595.00	0.00	0.00	0.00	4,690,595.00	
Retirement and Life Insurance Premiums				104102	4,711,000.00	0.00	0.00	0.00	4,711,000.00	0.00	0.00	0.00	0.00	0.00	4,711,000.00	0.00	0.00	0.00	4,711,000.00	
Support to Foreign-Assisted Projects				105428	0.00	22,086,252.00	0.00	0.00	22,086,252.00	0.00	0.00	0.00	0.00	0.00	0.00	22,086,252.00	0.00	0.00	22,086,252.00	

Certified Correct:

 JOSE REDENTOR H. BESENI0
 Chief, Budget Section
 Date: October 25, 2023 04:52 PM

Certified Correct:

 MARIA DIVINA P. GONZALES
 Chief, Accounting Section
 Date: October 25, 2023 04:52 PM

Recommending Approval By:

 MARIA R. LO
 OIC-Chief, AFMD
 Date: October 25, 2023 04:58 PM

Approved:

 JULIETTA E. OPUENCIA
 OIC-Executive Director
 Date: October 25, 2023 05:02 PM

STATEMENT OF OBLIGATIONS, DISBURSEMENTS, LIQUIDATIONS AND BALANCES for INTER-AGENCY FUND TRANSFERS
(for Source Agency use only)
As at the Quarter Ending September 30, 2023

Department : Department of Agriculture (DA)
 Agency/Entity : Philippine Council for Agriculture and Fisheries
 Operating Unit : < not applicable >
 Organization Code (UACS) : 05 013 0000000
 Fund Cluster : 01 - Regular Agency Fund
 (e.g. UACS Fund Cluster: 05-Internally Generated Funds and 06-Business Related Funds)

Particulars	Obligations							Disbursements (Funds Transferred To)					Liquidations				Unpaid Obligations	Unliquidated Fund Transfers	
	Obligation Request and Status		1st Quarter Ending March 31	2nd Quarter Ending June 30	3rd Quarter Ending September 30	4th Quarter Ending December 31	Total	1st Quarter Ending March 31	2nd Quarter Ending June 30	3rd Quarter Ending September 30	4th Quarter Ending December 31	Total	1st Quarter Ending March 31	2nd Quarter Ending June 30	3rd Quarter Ending September 30	4th Quarter Ending December 31			Total
	Number	Date	4	5	6	7	8=(4+5+6+7)	9	10	11	12	13=(9+10+11+12)	14	15	16	17			18=(14+15+16+17)
Department of Agriculture (DA)			24,953,300.00	1,467,500.00	0.00	0.00	26,420,800.00	14,749,500.00	7,881,500.00	0.00	0.00	22,631,000.00	0.00	0.00	0.00	0.00	0.00	3,789,800.00	22,631,000.00
Office of the Secretary			24,953,300.00	1,467,500.00	0.00	0.00	26,420,800.00	14,749,500.00	7,881,500.00	0.00	0.00	22,631,000.00	0.00	0.00	0.00	0.00	0.00	3,789,800.00	22,631,000.00
Regional Field Unit - I			1,642,000.00	0.00	0.00	0.00	1,642,000.00	1,342,000.00	300,000.00	0.00	0.00	1,642,000.00	0.00	0.00	0.00	0.00	0.00	0.00	1,642,000.00
FY 2023 FUND TRANSFER-CONSULTATION			992,000.00	0.00	0.00	0.00	992,000.00	992,000.00	0.00	0.00	0.00	992,000.00	0.00	0.00	0.00	0.00	0.00	0.00	992,000.00
MOOE	02-101101-2023-02-072	2/13/2023	992,000.00	0.00	0.00	0.00	992,000.00	992,000.00	0.00	0.00	0.00	992,000.00	0.00	0.00	0.00	0.00	0.00	0.00	992,000.00
FY 2023 FUND TRANSFER-LOGISTICS SUPPORT			350,000.00	0.00	0.00	0.00	350,000.00	350,000.00	0.00	0.00	0.00	350,000.00	0.00	0.00	0.00	0.00	0.00	0.00	350,000.00
MOOE	02-101101-2023-02-072	2/13/2023	350,000.00	0.00	0.00	0.00	350,000.00	350,000.00	0.00	0.00	0.00	350,000.00	0.00	0.00	0.00	0.00	0.00	0.00	350,000.00
FY 2023 FUND TRANSFER-PMT			300,000.00	0.00	0.00	0.00	300,000.00	0.00	300,000.00	0.00	0.00	300,000.00	0.00	0.00	0.00	0.00	0.00	0.00	300,000.00
MOOE	02-101101-2023-03-217	3/15/2023	300,000.00	0.00	0.00	0.00	300,000.00	0.00	300,000.00	0.00	0.00	300,000.00	0.00	0.00	0.00	0.00	0.00	0.00	300,000.00
Regional Field Unit - II			3,528,850.00	0.00	0.00	0.00	3,528,850.00	1,875,500.00	0.00	0.00	0.00	1,875,500.00	0.00	0.00	0.00	0.00	0.00	1,653,350.00	1,875,500.00
2022 AFC CONGRESS (CONTINUING)			1,653,350.00	0.00	0.00	0.00	1,653,350.00	0.00	0.00	0.00	0.00	0.00	0.00	0.00	0.00	0.00	0.00	1,653,350.00	0.00
MOOE	02-102101-2023-03-028	3/22/2023	1,653,350.00	0.00	0.00	0.00	1,653,350.00	0.00	0.00	0.00	0.00	0.00	0.00	0.00	0.00	0.00	0.00	1,653,350.00	0.00
FY 2023 FUND TRANSFER-CONSULTATION			1,088,000.00	0.00	0.00	0.00	1,088,000.00	1,088,000.00	0.00	0.00	0.00	1,088,000.00	0.00	0.00	0.00	0.00	0.00	0.00	1,088,000.00
MOOE	02-101101-2023-02-071	2/13/2023	1,088,000.00	0.00	0.00	0.00	1,088,000.00	1,088,000.00	0.00	0.00	0.00	1,088,000.00	0.00	0.00	0.00	0.00	0.00	0.00	1,088,000.00
FY 2023 FUND TRANSFER-LOGISTICS SUPPORT			350,000.00	0.00	0.00	0.00	350,000.00	350,000.00	0.00	0.00	0.00	350,000.00	0.00	0.00	0.00	0.00	0.00	0.00	350,000.00
MOOE	02-101101-2023-02-071	2/13/2023	350,000.00	0.00	0.00	0.00	350,000.00	350,000.00	0.00	0.00	0.00	350,000.00	0.00	0.00	0.00	0.00	0.00	0.00	350,000.00
FY 2023 FUND TRANSFER-MEMBERSHIP VALIDATION			137,500.00	0.00	0.00	0.00	137,500.00	137,500.00	0.00	0.00	0.00	137,500.00	0.00	0.00	0.00	0.00	0.00	0.00	137,500.00

Department : Department of Agriculture (DA)
 Agency/Entity : Philippine Council for Agriculture and Fisheries
 Operating Unit : < not applicable >
 Organization Code (UACS) : 05 013 0000000
 Fund Cluster : 01 - Regular Agency Fund
 (e.g. UACS Fund Cluster: 05-Internally Generated Funds and 06-Business Related Funds)

Particulars	Obligations								Disbursements (Funds Transferred To)					Liquidations					Unpaid Obligations	Unliquidated Fund Transfers	
	Obligation Request and Status		1st Quarter Ending March 31	2nd Quarter Ending June 30	3rd Quarter Ending September 30	4th Quarter Ending December 31	Total	1st Quarter Ending March 31	2nd Quarter Ending June 30	3rd Quarter Ending September 30	4th Quarter Ending December 31	Total	1st Quarter Ending March 31	2nd Quarter Ending June 30	3rd Quarter Ending September 30	4th Quarter Ending December 31	Total				
	Number	Date	4	5	6	7	8=(4+5+6+7)	9	10	11	12	13=(9+10+11+12)	14	15	16	17	18=(14+15+16+17)				
MOOE	02-101101-2023-02-071	2/13/2023	137,500.00	0.00	0.00	0.00	137,500.00	137,500.00	0.00	0.00	0.00	137,500.00	0.00	0.00	0.00	0.00	0.00	0.00	0.00	0.00	137,500.00
FY 2023 FUND TRANSFER-PMT			300,000.00	0.00	0.00	0.00	300,000.00	300,000.00	0.00	0.00	0.00	300,000.00	0.00	0.00	0.00	0.00	0.00	0.00	0.00	0.00	300,000.00
MOOE	02-101101-2023-03-216	3/15/2023	300,000.00	0.00	0.00	0.00	300,000.00	300,000.00	0.00	0.00	0.00	300,000.00	0.00	0.00	0.00	0.00	0.00	0.00	0.00	0.00	300,000.00
Regional Field Unit - III			2,019,500.00	0.00	0.00	0.00	2,019,500.00	2,019,500.00	0.00	0.00	0.00	2,019,500.00	0.00	0.00	0.00	0.00	0.00	0.00	0.00	0.00	2,019,500.00
FY 2023 FUND TRANSFER-CONSULTATION			1,232,000.00	0.00	0.00	0.00	1,232,000.00	1,232,000.00	0.00	0.00	0.00	1,232,000.00	0.00	0.00	0.00	0.00	0.00	0.00	0.00	0.00	1,232,000.00
MOOE	02-101101-2023-02-046	2/2/2023	1,232,000.00	0.00	0.00	0.00	1,232,000.00	1,232,000.00	0.00	0.00	0.00	1,232,000.00	0.00	0.00	0.00	0.00	0.00	0.00	0.00	0.00	1,232,000.00
FY 2023 FUND TRANSFER-LOGISTICS SUPPORT			350,000.00	0.00	0.00	0.00	350,000.00	350,000.00	0.00	0.00	0.00	350,000.00	0.00	0.00	0.00	0.00	0.00	0.00	0.00	0.00	350,000.00
MOOE	02-101101-2023-02-046	2/2/2023	350,000.00	0.00	0.00	0.00	350,000.00	350,000.00	0.00	0.00	0.00	350,000.00	0.00	0.00	0.00	0.00	0.00	0.00	0.00	0.00	350,000.00
FY 2023 FUND TRANSFER-MEMBERSHIP VALIDATION			137,500.00	0.00	0.00	0.00	137,500.00	137,500.00	0.00	0.00	0.00	137,500.00	0.00	0.00	0.00	0.00	0.00	0.00	0.00	0.00	137,500.00
MOOE	02-101101-2023-02-046	2/2/2023	137,500.00	0.00	0.00	0.00	137,500.00	137,500.00	0.00	0.00	0.00	137,500.00	0.00	0.00	0.00	0.00	0.00	0.00	0.00	0.00	137,500.00
FY 2023 FUND TRANSFER-PMT			300,000.00	0.00	0.00	0.00	300,000.00	300,000.00	0.00	0.00	0.00	300,000.00	0.00	0.00	0.00	0.00	0.00	0.00	0.00	0.00	300,000.00
MOOE	02-101101-2023-03-215	3/15/2023	300,000.00	0.00	0.00	0.00	300,000.00	300,000.00	0.00	0.00	0.00	300,000.00	0.00	0.00	0.00	0.00	0.00	0.00	0.00	0.00	300,000.00
Regional Field Unit - IVA			1,587,500.00	0.00	0.00	0.00	1,587,500.00	0.00	1,587,500.00	0.00	0.00	1,587,500.00	0.00	0.00	0.00	0.00	0.00	0.00	0.00	0.00	1,587,500.00
FY 2023 FUND TRANSFER-CONSULTATION			1,100,000.00	0.00	0.00	0.00	1,100,000.00	0.00	1,100,000.00	0.00	0.00	1,100,000.00	0.00	0.00	0.00	0.00	0.00	0.00	0.00	0.00	1,100,000.00
MOOE	02-101101-2023-03-212	3/14/2023	1,100,000.00	0.00	0.00	0.00	1,100,000.00	0.00	1,100,000.00	0.00	0.00	1,100,000.00	0.00	0.00	0.00	0.00	0.00	0.00	0.00	0.00	1,100,000.00
FY 2023 FUND TRANSFER-LOGISTICS SUPPORT			350,000.00	0.00	0.00	0.00	350,000.00	0.00	350,000.00	0.00	0.00	350,000.00	0.00	0.00	0.00	0.00	0.00	0.00	0.00	0.00	350,000.00
MOOE	02-101101-2023-03-212	3/14/2023	350,000.00	0.00	0.00	0.00	350,000.00	0.00	350,000.00	0.00	0.00	350,000.00	0.00	0.00	0.00	0.00	0.00	0.00	0.00	0.00	350,000.00
FY 2023 FUND TRANSFER-MEMBERSHIP VALIDATION			137,500.00	0.00	0.00	0.00	137,500.00	0.00	137,500.00	0.00	0.00	137,500.00	0.00	0.00	0.00	0.00	0.00	0.00	0.00	0.00	137,500.00
MOOE	02-101101-2023-03-212	3/14/2023	137,500.00	0.00	0.00	0.00	137,500.00	0.00	137,500.00	0.00	0.00	137,500.00	0.00	0.00	0.00	0.00	0.00	0.00	0.00	0.00	137,500.00
Regional Field Unit - V			1,635,500.00	0.00	0.00	0.00	1,635,500.00	1,635,500.00	0.00	0.00	0.00	1,635,500.00	0.00	0.00	0.00	0.00	0.00	0.00	0.00	0.00	1,635,500.00
FY 2023 FUND TRANSFER-CONSULTATION			1,148,000.00	0.00	0.00	0.00	1,148,000.00	1,148,000.00	0.00	0.00	0.00	1,148,000.00	0.00	0.00	0.00	0.00	0.00	0.00	0.00	0.00	1,148,000.00

Department : Department of Agriculture (DA)
 Agency/Entity : Philippine Council for Agriculture and Fisheries
 Operating Unit : < not applicable >
 Organization Code (UACS) : 05 013 000000
 Fund Cluster : 01 - Regular Agency Fund
 (e.g. UACS Fund Cluster: 05-Internally Generated Funds and 06-Business Related Funds)

Particulars	Obligations								Disbursements (Funds Transferred To)					Liquidations					Unpaid Obligations	Unliquidated Fund Transfers
	Obligation Request and Status		1st Quarter Ending March 31	2nd Quarter Ending June 30	3rd Quarter Ending September 30	4th Quarter Ending December 31	Total	1st Quarter Ending March 31	2nd Quarter Ending June 30	3rd Quarter Ending September 30	4th Quarter Ending December 31	Total	1st Quarter Ending March 31	2nd Quarter Ending June 30	3rd Quarter Ending September 30	4th Quarter Ending December 31	Total			
	Number	Date																		
1	2	3	4	5	6	7	8=(4+5+6+7)	9	10	11	12	13=(9+10+11+12)	14	15	16	17	18=(14+15+16+17)	19=(8-13)	20=(13-18)	
MOOE	02-101101-2023-02-076	2/15/2023	1,148,000.00	0.00	0.00	0.00	1,148,000.00	1,148,000.00	0.00	0.00	0.00	1,148,000.00	0.00	0.00	0.00	0.00	0.00	0.00	0.00	1,148,000.00
FY 2023 FUND TRANSFER-LOGISTICS SUPPORT			350,000.00	0.00	0.00	0.00	350,000.00	350,000.00	0.00	0.00	0.00	350,000.00	0.00	0.00	0.00	0.00	0.00	0.00	0.00	350,000.00
MOOE	02-101101-2023-02-076	2/15/2023	350,000.00	0.00	0.00	0.00	350,000.00	350,000.00	0.00	0.00	0.00	350,000.00	0.00	0.00	0.00	0.00	0.00	0.00	0.00	350,000.00
FY 2023 FUND TRANSFER-MEMBERSHIP VALIDATION			137,500.00	0.00	0.00	0.00	137,500.00	137,500.00	0.00	0.00	0.00	137,500.00	0.00	0.00	0.00	0.00	0.00	0.00	0.00	137,500.00
MOOE	02-101101-2023-02-076	2/15/2023	137,500.00	0.00	0.00	0.00	137,500.00	137,500.00	0.00	0.00	0.00	137,500.00	0.00	0.00	0.00	0.00	0.00	0.00	0.00	137,500.00
Regional Field Unit - VI			1,683,500.00	0.00	0.00	0.00	1,683,500.00	0.00	1,683,500.00	0.00	0.00	1,683,500.00	0.00	0.00	0.00	0.00	0.00	0.00	0.00	1,683,500.00
FY 2023 FUND TRANSFER-CONSULTATION			1,196,000.00	0.00	0.00	0.00	1,196,000.00	0.00	1,196,000.00	0.00	0.00	1,196,000.00	0.00	0.00	0.00	0.00	0.00	0.00	0.00	1,196,000.00
MOOE	02-101101-2023-03-195	3/9/2023	1,196,000.00	0.00	0.00	0.00	1,196,000.00	0.00	1,196,000.00	0.00	0.00	1,196,000.00	0.00	0.00	0.00	0.00	0.00	0.00	0.00	1,196,000.00
FY 2023 FUND TRANSFER-LOGISTICS SUPPORT			350,000.00	0.00	0.00	0.00	350,000.00	0.00	350,000.00	0.00	0.00	350,000.00	0.00	0.00	0.00	0.00	0.00	0.00	0.00	350,000.00
MOOE	02-101101-2023-03-195	3/9/2023	350,000.00	0.00	0.00	0.00	350,000.00	0.00	350,000.00	0.00	0.00	350,000.00	0.00	0.00	0.00	0.00	0.00	0.00	0.00	350,000.00
FY 2023 FUND TRANSFER-MEMBERSHIP VALIDATION			137,500.00	0.00	0.00	0.00	137,500.00	0.00	137,500.00	0.00	0.00	137,500.00	0.00	0.00	0.00	0.00	0.00	0.00	0.00	137,500.00
MOOE	02-101101-2023-03-195	3/9/2023	137,500.00	0.00	0.00	0.00	137,500.00	0.00	137,500.00	0.00	0.00	137,500.00	0.00	0.00	0.00	0.00	0.00	0.00	0.00	137,500.00
Regional Field Unit - VII			868,150.00	1,467,500.00	0.00	0.00	2,335,650.00	0.00	1,467,500.00	0.00	0.00	1,467,500.00	0.00	0.00	0.00	0.00	0.00	868,150.00	1,467,500.00	0.00
2022 AFC CONGRESS (CONTINUING)			868,150.00	0.00	0.00	0.00	868,150.00	0.00	0.00	0.00	0.00	0.00	0.00	0.00	0.00	0.00	0.00	868,150.00	0.00	0.00
MOOE	02-102101-2023-03-029	3/23/2023	868,150.00	0.00	0.00	0.00	868,150.00	0.00	0.00	0.00	0.00	868,150.00	0.00	0.00	0.00	0.00	0.00	868,150.00	0.00	0.00
FY 2023 FUND TRANSFER-CONSULTATION			0.00	980,000.00	0.00	0.00	980,000.00	0.00	980,000.00	0.00	0.00	980,000.00	0.00	0.00	0.00	0.00	0.00	0.00	0.00	980,000.00
MOOE	02-101101-2023-04-341	4/14/2023	0.00	980,000.00	0.00	0.00	980,000.00	0.00	980,000.00	0.00	0.00	980,000.00	0.00	0.00	0.00	0.00	0.00	0.00	0.00	980,000.00
FY 2023 FUND TRANSFER-LOGISTICS SUPPORT			0.00	350,000.00	0.00	0.00	350,000.00	0.00	350,000.00	0.00	0.00	350,000.00	0.00	0.00	0.00	0.00	0.00	0.00	0.00	350,000.00
MOOE	02-101101-2023-04-341	4/14/2023	0.00	350,000.00	0.00	0.00	350,000.00	0.00	350,000.00	0.00	0.00	350,000.00	0.00	0.00	0.00	0.00	0.00	0.00	0.00	350,000.00
FY 2023 FUND TRANSFER-MEMBERSHIP VALIDATION			0.00	137,500.00	0.00	0.00	137,500.00	0.00	137,500.00	0.00	0.00	137,500.00	0.00	0.00	0.00	0.00	0.00	0.00	0.00	137,500.00
MOOE	02-101101-2023-04-341	4/14/2023	0.00	137,500.00	0.00	0.00	137,500.00	0.00	137,500.00	0.00	0.00	137,500.00	0.00	0.00	0.00	0.00	0.00	0.00	0.00	137,500.00

Department : Department of Agriculture (DA)
 Agency/Entity : Philippine Council for Agriculture and Fisheries
 Operating Unit : < not applicable >
 Organization Code (UACS) : 05 013 0000000
 Fund Cluster : 01 - Regular Agency Fund
 (e.g. UACS Fund Cluster: 05-Internally Generated Funds and 06-Business Related Funds)

Particulars	Obligations								Disbursements (Funds Transferred To)					Liquidations					Unpaid Obligations	Unliquidated Fund Transfers	
	Obligation Request and Status		1st Quarter Ending March 31	2nd Quarter Ending June 30	3rd Quarter Ending September 30	4th Quarter Ending December 31	Total	1st Quarter Ending March 31	2nd Quarter Ending June 30	3rd Quarter Ending September 30	4th Quarter Ending December 31	Total	1st Quarter Ending March 31	2nd Quarter Ending June 30	3rd Quarter Ending September 30	4th Quarter Ending December 31	Total				
	Number	Date	4	5	6	7	8=(4+5+6+7)	9	10	11	12	13=(9+10+11+12)	14	15	16	17	18=(14+15+16+17)	19=(8-13)			20=(13-18)
Regional Field Unit - VIII			826,000.00	0.00	0.00	0.00	826,000.00	826,000.00	0.00	0.00	0.00	826,000.00	0.00	0.00	0.00	0.00	0.00	0.00	0.00	0.00	826,000.00
FY 2023 FUND TRANSFER-CONSULTATION			476,000.00	0.00	0.00	0.00	476,000.00	476,000.00	0.00	0.00	0.00	476,000.00	0.00	0.00	0.00	0.00	0.00	0.00	0.00	0.00	476,000.00
MOOE	02-101101-2023-02-082	2/15/2023	476,000.00	0.00	0.00	0.00	476,000.00	476,000.00	0.00	0.00	0.00	476,000.00	0.00	0.00	0.00	0.00	0.00	0.00	0.00	0.00	476,000.00
FY 2023 FUND TRANSFER-LOGISTICS SUPPORT			350,000.00	0.00	0.00	0.00	350,000.00	350,000.00	0.00	0.00	0.00	350,000.00	0.00	0.00	0.00	0.00	0.00	0.00	0.00	0.00	350,000.00
MOOE	02-101101-2023-02-082	2/15/2023	350,000.00	0.00	0.00	0.00	350,000.00	350,000.00	0.00	0.00	0.00	350,000.00	0.00	0.00	0.00	0.00	0.00	0.00	0.00	0.00	350,000.00
Regional Field Unit - IX			1,467,500.00	0.00	0.00	0.00	1,467,500.00	1,467,500.00	0.00	0.00	0.00	1,467,500.00	0.00	0.00	0.00	0.00	0.00	0.00	0.00	0.00	1,467,500.00
FY 2023 FUND TRANSFER-CONSULTATION			980,000.00	0.00	0.00	0.00	980,000.00	980,000.00	0.00	0.00	0.00	980,000.00	0.00	0.00	0.00	0.00	0.00	0.00	0.00	0.00	980,000.00
MOOE	02-101101-2023-02-108	2/23/2023	980,000.00	0.00	0.00	0.00	980,000.00	980,000.00	0.00	0.00	0.00	980,000.00	0.00	0.00	0.00	0.00	0.00	0.00	0.00	0.00	980,000.00
FY 2023 FUND TRANSFER-LOGISTICS SUPPORT			350,000.00	0.00	0.00	0.00	350,000.00	350,000.00	0.00	0.00	0.00	350,000.00	0.00	0.00	0.00	0.00	0.00	0.00	0.00	0.00	350,000.00
MOOE	02-101101-2023-02-108	2/23/2023	350,000.00	0.00	0.00	0.00	350,000.00	350,000.00	0.00	0.00	0.00	350,000.00	0.00	0.00	0.00	0.00	0.00	0.00	0.00	0.00	350,000.00
FY 2023 FUND TRANSFER-MEMBERSHIP VALIDATION			137,500.00	0.00	0.00	0.00	137,500.00	137,500.00	0.00	0.00	0.00	137,500.00	0.00	0.00	0.00	0.00	0.00	0.00	0.00	0.00	137,500.00
MOOE	02-101101-2023-02-108	2/23/2023	137,500.00	0.00	0.00	0.00	137,500.00	137,500.00	0.00	0.00	0.00	137,500.00	0.00	0.00	0.00	0.00	0.00	0.00	0.00	0.00	137,500.00
Regional Field Unit - X			2,811,800.00	0.00	0.00	0.00	2,811,800.00	1,543,500.00	0.00	0.00	0.00	1,543,500.00	0.00	0.00	0.00	0.00	0.00	0.00	0.00	1,268,300.00	1,543,500.00
2022 AFC CONGRESS (CONTINUING)			1,268,300.00	0.00	0.00	0.00	1,268,300.00	0.00	0.00	0.00	0.00	0.00	0.00	0.00	0.00	0.00	0.00	0.00	0.00	1,268,300.00	0.00
MOOE	02-102101-2023-03-030	3/28/2023	1,268,300.00	0.00	0.00	0.00	1,268,300.00	0.00	0.00	0.00	0.00	0.00	0.00	0.00	0.00	0.00	0.00	0.00	0.00	1,268,300.00	0.00
FY 2023 FUND TRANSFER-CONSULTATION			1,056,000.00	0.00	0.00	0.00	1,056,000.00	1,056,000.00	0.00	0.00	0.00	1,056,000.00	0.00	0.00	0.00	0.00	0.00	0.00	0.00	0.00	1,056,000.00
MOOE	02-101101-2023-02-081	2/15/2023	1,056,000.00	0.00	0.00	0.00	1,056,000.00	1,056,000.00	0.00	0.00	0.00	1,056,000.00	0.00	0.00	0.00	0.00	0.00	0.00	0.00	0.00	1,056,000.00
FY 2023 FUND TRANSFER-LOGISTICS SUPPORT			350,000.00	0.00	0.00	0.00	350,000.00	350,000.00	0.00	0.00	0.00	350,000.00	0.00	0.00	0.00	0.00	0.00	0.00	0.00	0.00	350,000.00
MOOE	02-101101-2023-02-081	2/15/2023	350,000.00	0.00	0.00	0.00	350,000.00	350,000.00	0.00	0.00	0.00	350,000.00	0.00	0.00	0.00	0.00	0.00	0.00	0.00	0.00	350,000.00
FY 2023 FUND TRANSFER-MEMBERSHIP VALIDATION			137,500.00	0.00	0.00	0.00	137,500.00	137,500.00	0.00	0.00	0.00	137,500.00	0.00	0.00	0.00	0.00	0.00	0.00	0.00	0.00	137,500.00
MOOE	02-101101-2023-02-081	2/15/2023	137,500.00	0.00	0.00	0.00	137,500.00	137,500.00	0.00	0.00	0.00	137,500.00	0.00	0.00	0.00	0.00	0.00	0.00	0.00	0.00	137,500.00

Department : Department of Agriculture (DA)
 Agency/Entity : Philippine Council for Agriculture and Fisheries
 Operating Unit : < not applicable >
 Organization Code (UACS) : 05 013 0000000
 Fund Cluster : 01 - Regular Agency Fund
 (e.g. UACS Fund Cluster: 05-Internally Generated Funds and 06-Business Related Funds)

Particulars	Obligations							Disbursements (Funds Transferred To)					Liquidations				Unpaid Obligations	Unliquidated Fund Transfers			
	Obligation Request and Status		1st Quarter Ending March 31	2nd Quarter Ending June 30	3rd Quarter Ending September 30	4th Quarter Ending December 31	Total	1st Quarter Ending March 31	2nd Quarter Ending June 30	3rd Quarter Ending September 30	4th Quarter Ending December 31	Total	1st Quarter Ending March 31	2nd Quarter Ending June 30	3rd Quarter Ending September 30	4th Quarter Ending December 31			Total		
	Number	Date	4	5	6	7	8=(4+5+6+7)	9	10	11	12	13=(9+10+11+12)	14	15	16	17			18=(14+15+16+17)	19=(8-13)	20=(13-18)
Regional Field Unit - XI			1,027,500.00	0.00	0.00	0.00	1,027,500.00	0.00	1,027,500.00	0.00	0.00	1,027,500.00	0.00	0.00	0.00	0.00	0.00	0.00	0.00	0.00	
FY 2023 FUND TRANSFER-CONSULTATION			540,000.00	0.00	0.00	0.00	540,000.00	0.00	540,000.00	0.00	0.00	540,000.00	0.00	0.00	0.00	0.00	0.00	0.00	0.00	540,000.00	
MOOE	02-101101-2023-03-249	3/23/2023	540,000.00	0.00	0.00	0.00	540,000.00	0.00	540,000.00	0.00	0.00	540,000.00	0.00	0.00	0.00	0.00	0.00	0.00	0.00	540,000.00	
FY 2023 FUND TRANSFER-LOGISTICS SUPPORT			350,000.00	0.00	0.00	0.00	350,000.00	0.00	350,000.00	0.00	0.00	350,000.00	0.00	0.00	0.00	0.00	0.00	0.00	0.00	350,000.00	
MOOE	02-101101-2023-03-249	3/23/2023	350,000.00	0.00	0.00	0.00	350,000.00	0.00	350,000.00	0.00	0.00	350,000.00	0.00	0.00	0.00	0.00	0.00	0.00	0.00	350,000.00	
FY 2023 FUND TRANSFER-MEMBERSHIP VALIDATION			137,500.00	0.00	0.00	0.00	137,500.00	0.00	137,500.00	0.00	0.00	137,500.00	0.00	0.00	0.00	0.00	0.00	0.00	0.00	137,500.00	
MOOE	02-101101-2023-03-249	3/23/2023	137,500.00	0.00	0.00	0.00	137,500.00	0.00	137,500.00	0.00	0.00	137,500.00	0.00	0.00	0.00	0.00	0.00	0.00	0.00	137,500.00	
Regional Field Unit - XII			1,515,500.00	0.00	0.00	0.00	1,515,500.00	0.00	1,515,500.00	0.00	0.00	1,515,500.00	0.00	0.00	0.00	0.00	0.00	0.00	0.00	0.00	1,515,500.00
FY 2023 FUND TRANSFER-CONSULTATION			1,028,000.00	0.00	0.00	0.00	1,028,000.00	0.00	1,028,000.00	0.00	0.00	1,028,000.00	0.00	0.00	0.00	0.00	0.00	0.00	0.00	1,028,000.00	
MOOE	02-101101-2023-03-263	3/27/2023	1,028,000.00	0.00	0.00	0.00	1,028,000.00	0.00	1,028,000.00	0.00	0.00	1,028,000.00	0.00	0.00	0.00	0.00	0.00	0.00	0.00	1,028,000.00	
FY 2023 FUND TRANSFER-LOGISTICS SUPPORT			350,000.00	0.00	0.00	0.00	350,000.00	0.00	350,000.00	0.00	0.00	350,000.00	0.00	0.00	0.00	0.00	0.00	0.00	0.00	350,000.00	
MOOE	02-101101-2023-03-263	3/27/2023	350,000.00	0.00	0.00	0.00	350,000.00	0.00	350,000.00	0.00	0.00	350,000.00	0.00	0.00	0.00	0.00	0.00	0.00	0.00	350,000.00	
FY 2023 FUND TRANSFER-MEMBERSHIP VALIDATION			137,500.00	0.00	0.00	0.00	137,500.00	0.00	137,500.00	0.00	0.00	137,500.00	0.00	0.00	0.00	0.00	0.00	0.00	0.00	137,500.00	
MOOE	02-101101-2023-03-263	3/27/2023	137,500.00	0.00	0.00	0.00	137,500.00	0.00	137,500.00	0.00	0.00	137,500.00	0.00	0.00	0.00	0.00	0.00	0.00	0.00	137,500.00	
Regional Field Unit - CAR			1,277,700.00	0.00	0.00	0.00	1,277,700.00	977,700.00	300,000.00	0.00	0.00	1,277,700.00	0.00	0.00	0.00	0.00	0.00	0.00	0.00	1,277,700.00	
FY 2023 FUND TRANSFER-CONSULTATION			490,200.00	0.00	0.00	0.00	490,200.00	490,200.00	0.00	0.00	0.00	490,200.00	0.00	0.00	0.00	0.00	0.00	0.00	0.00	490,200.00	
MOOE	02-101101-2023-02-070	2/13/2023	490,200.00	0.00	0.00	0.00	490,200.00	490,200.00	0.00	0.00	0.00	490,200.00	0.00	0.00	0.00	0.00	0.00	0.00	0.00	490,200.00	
FY 2023 FUND TRANSFER-LOGISTICS SUPPORT			350,000.00	0.00	0.00	0.00	350,000.00	350,000.00	0.00	0.00	0.00	350,000.00	0.00	0.00	0.00	0.00	0.00	0.00	0.00	350,000.00	
MOOE	02-101101-2023-02-070	2/13/2023	350,000.00	0.00	0.00	0.00	350,000.00	350,000.00	0.00	0.00	0.00	350,000.00	0.00	0.00	0.00	0.00	0.00	0.00	0.00	350,000.00	
FY 2023 FUND TRANSFER-MEMBERSHIP VALIDATION			137,500.00	0.00	0.00	0.00	137,500.00	137,500.00	0.00	0.00	0.00	137,500.00	0.00	0.00	0.00	0.00	0.00	0.00	0.00	137,500.00	
MOOE	02-101101-2023-02-070	2/13/2023	137,500.00	0.00	0.00	0.00	137,500.00	137,500.00	0.00	0.00	0.00	137,500.00	0.00	0.00	0.00	0.00	0.00	0.00	0.00	137,500.00	

Department : Department of Agriculture (DA)
 Agency/Entity : Philippine Council for Agriculture and Fisheries
 Operating Unit : < not applicable >
 Organization Code (UACS) : 05 013 0000000
 Fund Cluster : 01 - Regular Agency Fund
 (e.g. UACS Fund Cluster: 05-Internally Generated Funds and 06-Business Related Funds)

Particulars	Obligations							Disbursements (Funds Transferred To)					Liquidations					Unpaid Obligations	Unliquidated Fund Transfers	
	Obligation Request and Status		1st Quarter	2nd Quarter	3rd Quarter	4th Quarter	Total	1st Quarter	2nd Quarter	3rd Quarter	4th Quarter	Total	1st Quarter	2nd Quarter	3rd Quarter	4th Quarter	Total			
	Number	Date	Ending March 31	Ending June 30	Ending September 30	Ending December 31	8=(4+5+6+7)	Ending March 31	Ending June 30	Ending September 30	Ending December 31	13=(9+10+11+12)	Ending March 31	Ending June 30	Ending September 30	Ending December 31	18=(14+15+16+17)			
1	2	3	4	5	6	7	8	9	10	11	12	13	14	15	16	17	18	19=(8-13)	20=(13-18)	
FY 2023 FUND TRANSFER-PMT			300,000.00	0.00	0.00	0.00	300,000.00	0.00	300,000.00	0.00	0.00	300,000.00	0.00	0.00	0.00	0.00	0.00	0.00	0.00	300,000.00
MOOE	02-101101-2023-03-170	3/7/2023	300,000.00	0.00	0.00	0.00	300,000.00	0.00	300,000.00	0.00	0.00	300,000.00	0.00	0.00	0.00	0.00	0.00	0.00	0.00	300,000.00
Regional Field Unit - XIII			1,387,500.00	0.00	0.00	0.00	1,387,500.00	1,387,500.00	0.00	0.00	0.00	1,387,500.00	0.00	0.00	0.00	0.00	0.00	0.00	0.00	1,387,500.00
FY 2023 FUND TRANSFER-CONSULTATION			600,000.00	0.00	0.00	0.00	600,000.00	600,000.00	0.00	0.00	0.00	600,000.00	0.00	0.00	0.00	0.00	0.00	0.00	0.00	600,000.00
MOOE	02-101101-2023-03-171	3/7/2023	600,000.00	0.00	0.00	0.00	600,000.00	600,000.00	0.00	0.00	0.00	600,000.00	0.00	0.00	0.00	0.00	0.00	0.00	0.00	600,000.00
FY 2023 FUND TRANSFER-LOGISTICS SUPPORT			350,000.00	0.00	0.00	0.00	350,000.00	350,000.00	0.00	0.00	0.00	350,000.00	0.00	0.00	0.00	0.00	0.00	0.00	0.00	350,000.00
MOOE	02-101101-2023-03-171	3/7/2023	350,000.00	0.00	0.00	0.00	350,000.00	350,000.00	0.00	0.00	0.00	350,000.00	0.00	0.00	0.00	0.00	0.00	0.00	0.00	350,000.00
FY 2023 FUND TRANSFER-MEMBERSHIP VALIDATION			137,500.00	0.00	0.00	0.00	137,500.00	137,500.00	0.00	0.00	0.00	137,500.00	0.00	0.00	0.00	0.00	0.00	0.00	0.00	137,500.00
MOOE	02-101101-2023-03-171	3/7/2023	137,500.00	0.00	0.00	0.00	137,500.00	137,500.00	0.00	0.00	0.00	137,500.00	0.00	0.00	0.00	0.00	0.00	0.00	0.00	137,500.00
FY 2023 FUND TRANSFER-PMT			300,000.00	0.00	0.00	0.00	300,000.00	300,000.00	0.00	0.00	0.00	300,000.00	0.00	0.00	0.00	0.00	0.00	0.00	0.00	300,000.00
MOOE	02-101101-2023-03-218	3/15/2023	300,000.00	0.00	0.00	0.00	300,000.00	300,000.00	0.00	0.00	0.00	300,000.00	0.00	0.00	0.00	0.00	0.00	0.00	0.00	300,000.00
Regional Field Unit - IVB			1,674,800.00	0.00	0.00	0.00	1,674,800.00	1,674,800.00	0.00	0.00	0.00	1,674,800.00	0.00	0.00	0.00	0.00	0.00	0.00	0.00	1,674,800.00
FY 2023 FUND TRANSFER-CONSULTATION			1,187,300.00	0.00	0.00	0.00	1,187,300.00	1,187,300.00	0.00	0.00	0.00	1,187,300.00	0.00	0.00	0.00	0.00	0.00	0.00	0.00	1,187,300.00
MOOE	02-101101-2023-02-075	2/15/2023	1,187,300.00	0.00	0.00	0.00	1,187,300.00	1,187,300.00	0.00	0.00	0.00	1,187,300.00	0.00	0.00	0.00	0.00	0.00	0.00	0.00	1,187,300.00
FY 2023 FUND TRANSFER-LOGISTICS SUPPORT			350,000.00	0.00	0.00	0.00	350,000.00	350,000.00	0.00	0.00	0.00	350,000.00	0.00	0.00	0.00	0.00	0.00	0.00	0.00	350,000.00
MOOE	02-101101-2023-02-075	2/15/2023	350,000.00	0.00	0.00	0.00	350,000.00	350,000.00	0.00	0.00	0.00	350,000.00	0.00	0.00	0.00	0.00	0.00	0.00	0.00	350,000.00
FY 2023 FUND TRANSFER-MEMBERSHIP VALIDATION			137,500.00	0.00	0.00	0.00	137,500.00	137,500.00	0.00	0.00	0.00	137,500.00	0.00	0.00	0.00	0.00	0.00	0.00	0.00	137,500.00
MOOE	02-101101-2023-02-075	2/15/2023	137,500.00	0.00	0.00	0.00	137,500.00	137,500.00	0.00	0.00	0.00	137,500.00	0.00	0.00	0.00	0.00	0.00	0.00	0.00	137,500.00
			144,000.00	0.00	0.00	0.00	144,000.00	144,000.00	0.00	0.00	144,000.00	144,000.00	0.00	0.00	0.00	0.00	0.00	0.00	0.00	144,000.00
OFFICE OF THE PROVINCIAL GOVERNOR-SIQUIJOR			144,000.00	0.00	0.00	0.00	144,000.00	0.00	0.00	144,000.00	0.00	144,000.00	0.00	0.00	0.00	0.00	0.00	0.00	0.00	144,000.00
OFFICE OF THE PROVINCIAL GOVERNOR-SIQUIJOR			144,000.00	0.00	0.00	0.00	144,000.00	0.00	0.00	144,000.00	0.00	144,000.00	0.00	0.00	0.00	0.00	0.00	0.00	0.00	144,000.00

Department : Department of Agriculture (DA)
 Agency/Entity : Philippine Council for Agriculture and Fisheries
 Operating Unit : < not applicable >
 Organization Code (UACS) : 05 013 0000000
 Fund Cluster : 01 - Regular Agency Fund
 (e.g. UACS Fund Cluster: 05-Internally Generated Funds and 06-Business Related Funds)

Particulars	Obligations							Disbursements (Funds Transferred To)					Liquidations				Unpaid Obligations	Unliquidated Fund Transfers		
	Obligation Request and Status		1st Quarter Ending March 31	2nd Quarter Ending June 30	3rd Quarter Ending September 30	4th Quarter Ending December 31	Total	1st Quarter Ending March 31	2nd Quarter Ending June 30	3rd Quarter Ending September 30	4th Quarter Ending December 31	Total	1st Quarter Ending March 31	2nd Quarter Ending June 30	3rd Quarter Ending September 30	4th Quarter Ending December 31			Total	
	Number	Date	4	5	6	7	8=(4+5+6+7)	9	10	11	12	13=(9+10+11+12)	14	15	16	17			18=(14+15+16+17)	19=(8-13)
FY 2023 FUND TRANSFER-CONSULTATION			144,000.00	0.00	0.00	0.00	144,000.00	0.00	0.00	144,000.00	0.00	144,000.00	0.00	0.00	0.00	0.00	0.00	0.00	0.00	144,000.00
MOOE	02-101101-2023-03-260	3/31/2023	144,000.00	0.00	0.00	0.00	144,000.00	0.00	0.00	144,000.00	0.00	144,000.00	0.00	0.00	0.00	0.00	0.00	0.00	0.00	144,000.00
			48,000.00	0.00	0.00	0.00	48,000.00	48,000.00	0.00	0.00	0.00	48,000.00	0.00	0.00	0.00	0.00	0.00	0.00	0.00	48,000.00
ORMOC CITY LGU			48,000.00	0.00	0.00	0.00	48,000.00	48,000.00	0.00	0.00	0.00	48,000.00	0.00	0.00	0.00	0.00	0.00	0.00	0.00	48,000.00
ORMOC CITY LGU			48,000.00	0.00	0.00	0.00	48,000.00	48,000.00	0.00	0.00	0.00	48,000.00	0.00	0.00	0.00	0.00	0.00	0.00	0.00	48,000.00
FY 2023 FUND TRANSFER-CONSULTATION			48,000.00	0.00	0.00	0.00	48,000.00	48,000.00	0.00	0.00	0.00	48,000.00	0.00	0.00	0.00	0.00	0.00	0.00	0.00	48,000.00
MOOE	02-101101-2023-03-176	3/7/2023	48,000.00	0.00	0.00	0.00	48,000.00	48,000.00	0.00	0.00	0.00	48,000.00	0.00	0.00	0.00	0.00	0.00	0.00	0.00	48,000.00
			124,000.00	0.00	0.00	0.00	124,000.00	124,000.00	0.00	0.00	0.00	124,000.00	0.00	0.00	0.00	0.00	0.00	0.00	0.00	124,000.00
PROVINCE OF NORTHERN SAMAR			124,000.00	0.00	0.00	0.00	124,000.00	124,000.00	0.00	0.00	0.00	124,000.00	0.00	0.00	0.00	0.00	0.00	0.00	0.00	124,000.00
PROVINCE OF NORTHERN SAMAR			124,000.00	0.00	0.00	0.00	124,000.00	124,000.00	0.00	0.00	0.00	124,000.00	0.00	0.00	0.00	0.00	0.00	0.00	0.00	124,000.00
FY 2023 FUND TRANSFER-CONSULTATION			124,000.00	0.00	0.00	0.00	124,000.00	124,000.00	0.00	0.00	0.00	124,000.00	0.00	0.00	0.00	0.00	0.00	0.00	0.00	124,000.00
MOOE	02-101101-2023-03-177	3/7/2023	124,000.00	0.00	0.00	0.00	124,000.00	124,000.00	0.00	0.00	0.00	124,000.00	0.00	0.00	0.00	0.00	0.00	0.00	0.00	124,000.00
			140,000.00	0.00	0.00	0.00	140,000.00	0.00	140,000.00	0.00	0.00	140,000.00	0.00	0.00	0.00	0.00	0.00	0.00	0.00	140,000.00
PROVINCE OF SAMAR TRUST FUND			140,000.00	0.00	0.00	0.00	140,000.00	0.00	140,000.00	0.00	0.00	140,000.00	0.00	0.00	0.00	0.00	0.00	0.00	0.00	140,000.00
PROVINCE OF SAMAR TRUST FUND			140,000.00	0.00	0.00	0.00	140,000.00	0.00	140,000.00	0.00	0.00	140,000.00	0.00	0.00	0.00	0.00	0.00	0.00	0.00	140,000.00
FY 2023 FUND TRANSFER-CONSULTATION			140,000.00	0.00	0.00	0.00	140,000.00	0.00	140,000.00	0.00	0.00	140,000.00	0.00	0.00	0.00	0.00	0.00	0.00	0.00	140,000.00
MOOE	02-101101-2023-03-266	3/28/2023	140,000.00	0.00	0.00	0.00	140,000.00	0.00	140,000.00	0.00	0.00	140,000.00	0.00	0.00	0.00	0.00	0.00	0.00	0.00	140,000.00
			108,000.00	0.00	0.00	0.00	108,000.00	108,000.00	0.00	0.00	0.00	108,000.00	0.00	0.00	0.00	0.00	0.00	0.00	0.00	108,000.00
PROVINCIAL GOVERNMENT OF APAYAO			108,000.00	0.00	0.00	0.00	108,000.00	108,000.00	0.00	0.00	0.00	108,000.00	0.00	0.00	0.00	0.00	0.00	0.00	0.00	108,000.00
PROVINCIAL GOVERNMENT OF APAYAO			108,000.00	0.00	0.00	0.00	108,000.00	108,000.00	0.00	0.00	0.00	108,000.00	0.00	0.00	0.00	0.00	0.00	0.00	0.00	108,000.00
FY 2023 FUND TRANSFER-CONSULTATION			108,000.00	0.00	0.00	0.00	108,000.00	108,000.00	0.00	0.00	0.00	108,000.00	0.00	0.00	0.00	0.00	0.00	0.00	0.00	108,000.00

Department : Department of Agriculture (DA)
 Agency/Entity : Philippine Council for Agriculture and Fisheries
 Operating Unit : < not applicable >
 Organization Code (UACS) : 05 013 0000000
 Fund Cluster : 01 - Regular Agency Fund
 (e.g. UACS Fund Cluster: 05-Internally Generated Funds and 06-Business Related Funds)

Particulars	Obligations							Disbursements (Funds Transferred To)					Liquidations					Unpaid Obligations	Unliquidated Fund Transfers	
	Obligation Request and Status		1st Quarter	2nd Quarter	3rd Quarter	4th Quarter	Total	1st Quarter	2nd Quarter	3rd Quarter	4th Quarter	Total	1st Quarter	2nd Quarter	3rd Quarter	4th Quarter	Total			
	Number	Date	Ending March 31	Ending June 30	Ending September 30	Ending December 31		Ending March 31	Ending June 30	Ending September 30	Ending December 31		Ending March 31	Ending June 30	Ending September 30	Ending December 31				
1	2	3	4	5	6	7	8=(4+5+6+7)	9	10	11	12	13=(9+10+11+12)	14	15	16	17	18=(14+15+16+17)	19=(8-13)	20=(13-18)	
			204,000.00	0.00	0.00	0.00	204,000.00	0.00	204,000.00	0.00	0.00	204,000.00	0.00	0.00	0.00	0.00	0.00	0.00	0.00	204,000.00
PROVINCIAL GOVERNMENT OF DAVAO ORIENTAL			204,000.00	0.00	0.00	0.00	204,000.00	0.00	204,000.00	0.00	0.00	204,000.00	0.00	0.00	0.00	0.00	0.00	0.00	0.00	204,000.00
PROVINCIAL GOVERNMENT OF DAVAO ORIENTAL			204,000.00	0.00	0.00	0.00	204,000.00	0.00	204,000.00	0.00	0.00	204,000.00	0.00	0.00	0.00	0.00	0.00	0.00	0.00	204,000.00
FY 2023 FUND TRANSFER-CONSULTATION			204,000.00	0.00	0.00	0.00	204,000.00	0.00	204,000.00	0.00	0.00	204,000.00	0.00	0.00	0.00	0.00	0.00	0.00	0.00	204,000.00
MOOE	02-101101-2023-03-257	3/23/2023	204,000.00	0.00	0.00	0.00	204,000.00	0.00	204,000.00	0.00	0.00	204,000.00	0.00	0.00	0.00	0.00	0.00	0.00	0.00	204,000.00
			0.00	144,000.00	0.00	0.00	144,000.00	0.00	144,000.00	0.00	0.00	144,000.00	0.00	0.00	0.00	0.00	0.00	0.00	0.00	144,000.00
PROVINCIAL GOVERNMENT OF DINAGAT ISLANDS			0.00	144,000.00	0.00	0.00	144,000.00	0.00	144,000.00	0.00	0.00	144,000.00	0.00	0.00	0.00	0.00	0.00	0.00	0.00	144,000.00
PROVINCIAL GOVERNMENT OF DINAGAT ISLANDS			0.00	144,000.00	0.00	0.00	144,000.00	0.00	144,000.00	0.00	0.00	144,000.00	0.00	0.00	0.00	0.00	0.00	0.00	0.00	144,000.00
FY 2023 FUND TRANSFER-CONSULTATION			0.00	144,000.00	0.00	0.00	144,000.00	0.00	144,000.00	0.00	0.00	144,000.00	0.00	0.00	0.00	0.00	0.00	0.00	0.00	144,000.00
MOOE	02-101101-2023-05-478	5/11/2023	0.00	144,000.00	0.00	0.00	144,000.00	0.00	144,000.00	0.00	0.00	144,000.00	0.00	0.00	0.00	0.00	0.00	0.00	0.00	144,000.00
			124,000.00	0.00	0.00	0.00	124,000.00	0.00	124,000.00	0.00	0.00	124,000.00	0.00	0.00	0.00	0.00	0.00	0.00	0.00	124,000.00
PROVINCIAL GOVERNMENT OF EASTERN SAMAR			124,000.00	0.00	0.00	0.00	124,000.00	0.00	124,000.00	0.00	0.00	124,000.00	0.00	0.00	0.00	0.00	0.00	0.00	0.00	124,000.00
PROVINCIAL GOVERNMENT OF EASTERN SAMAR			124,000.00	0.00	0.00	0.00	124,000.00	0.00	124,000.00	0.00	0.00	124,000.00	0.00	0.00	0.00	0.00	0.00	0.00	0.00	124,000.00
FY 2023 FUND TRANSFER-CONSULTATION			124,000.00	0.00	0.00	0.00	124,000.00	0.00	124,000.00	0.00	0.00	124,000.00	0.00	0.00	0.00	0.00	0.00	0.00	0.00	124,000.00
MOOE	02-101101-2023-02-086	2/17/2023	124,000.00	0.00	0.00	0.00	124,000.00	0.00	124,000.00	0.00	0.00	124,000.00	0.00	0.00	0.00	0.00	0.00	0.00	0.00	124,000.00
			169,800.00	0.00	0.00	0.00	169,800.00	169,800.00	0.00	0.00	0.00	169,800.00	0.00	0.00	0.00	0.00	0.00	0.00	0.00	169,800.00
PROVINCIAL GOVERNMENT OF IFUGAO			169,800.00	0.00	0.00	0.00	169,800.00	169,800.00	0.00	0.00	0.00	169,800.00	0.00	0.00	0.00	0.00	0.00	0.00	0.00	169,800.00
PROVINCIAL GOVERNMENT OF IFUGAO			169,800.00	0.00	0.00	0.00	169,800.00	169,800.00	0.00	0.00	0.00	169,800.00	0.00	0.00	0.00	0.00	0.00	0.00	0.00	169,800.00
FY 2023 FUND TRANSFER-CONSULTATION			169,800.00	0.00	0.00	0.00	169,800.00	169,800.00	0.00	0.00	0.00	169,800.00	0.00	0.00	0.00	0.00	0.00	0.00	0.00	169,800.00
MOOE	02-101101-2023-02-066	2/13/2023	169,800.00	0.00	0.00	0.00	169,800.00	169,800.00	0.00	0.00	0.00	169,800.00	0.00	0.00	0.00	0.00	0.00	0.00	0.00	169,800.00
			126,100.00	0.00	0.00	0.00	126,100.00	126,100.00	0.00	0.00	0.00	126,100.00	0.00	0.00	0.00	0.00	0.00	0.00	0.00	126,100.00

Department : Department of Agriculture (DA)
 Agency/Entity : Philippine Council for Agriculture and Fisheries
 Operating Unit : < not applicable >
 Organization Code (UACS) : 05 013 0000000
 Fund Cluster : 01 - Regular Agency Fund
 (e.g. UACS Fund Cluster: 05-Internally Generated Funds and 06-Business Related Funds)

Particulars	Obligations							Disbursements (Funds Transferred To)					Liquidations					Unpaid Obligations	Unliquidated Fund Transfers
	Obligation Request and Status		1st Quarter	2nd Quarter	3rd Quarter	4th Quarter	Total	1st Quarter	2nd Quarter	3rd Quarter	4th Quarter	Total	1st Quarter	2nd Quarter	3rd Quarter	4th Quarter	Total		
	Number	Date	Ending March 31	Ending June 30	Ending September 30	Ending December 31	8=(4+5+6+7)	Ending March 31	Ending June 30	Ending September 30	Ending December 31	13=(9+10+11+12)	Ending March 31	Ending June 30	Ending September 30	Ending December 31	18=(14+15+16+17)		
1	2	3	4	5	6	7	8	9	10	11	12	13	14	15	16	17	18	19	20
PROVINCIAL GOVERNMENT OF KALINGA			126,100.00	0.00	0.00	0.00	126,100.00	126,100.00	0.00	0.00	0.00	126,100.00	0.00	0.00	0.00	0.00	0.00	0.00	0.00
PROVINCIAL GOVERNMENT OF KALINGA			126,100.00	0.00	0.00	0.00	126,100.00	126,100.00	0.00	0.00	0.00	126,100.00	0.00	0.00	0.00	0.00	0.00	0.00	0.00
FY 2023 FUND TRANSFER-CONSULTATION			126,100.00	0.00	0.00	0.00	126,100.00	126,100.00	0.00	0.00	0.00	126,100.00	0.00	0.00	0.00	0.00	0.00	0.00	0.00
MOOE	02-101101-2023-03-207	3/8/2023	126,100.00	0.00	0.00	0.00	126,100.00	126,100.00	0.00	0.00	0.00	126,100.00	0.00	0.00	0.00	0.00	0.00	0.00	0.00
			181,900.00	0.00	0.00	0.00	181,900.00	181,900.00	0.00	0.00	0.00	181,900.00	0.00	0.00	0.00	0.00	0.00	0.00	0.00
PROVINCIAL GOVERNMENT OF MT. PROVINCE			181,900.00	0.00	0.00	0.00	181,900.00	181,900.00	0.00	0.00	0.00	181,900.00	0.00	0.00	0.00	0.00	0.00	0.00	0.00
PROVINCIAL GOVERNMENT OF MT. PROVINCE			181,900.00	0.00	0.00	0.00	181,900.00	181,900.00	0.00	0.00	0.00	181,900.00	0.00	0.00	0.00	0.00	0.00	0.00	0.00
FY 2023 FUND TRANSFER-CONSULTATION			181,900.00	0.00	0.00	0.00	181,900.00	181,900.00	0.00	0.00	0.00	181,900.00	0.00	0.00	0.00	0.00	0.00	0.00	0.00
MOOE	02-101101-2023-02-105	2/23/2023	181,900.00	0.00	0.00	0.00	181,900.00	181,900.00	0.00	0.00	0.00	181,900.00	0.00	0.00	0.00	0.00	0.00	0.00	0.00
			172,000.00	0.00	0.00	0.00	172,000.00	0.00	172,000.00	0.00	0.00	172,000.00	0.00	0.00	0.00	0.00	0.00	0.00	0.00
PROVINCIAL GOVERNMENT OF SOUTHERN LEYTE			172,000.00	0.00	0.00	0.00	172,000.00	0.00	172,000.00	0.00	0.00	172,000.00	0.00	0.00	0.00	0.00	0.00	0.00	0.00
PROVINCIAL GOVERNMENT OF SOUTHERN LEYTE			172,000.00	0.00	0.00	0.00	172,000.00	0.00	172,000.00	0.00	0.00	172,000.00	0.00	0.00	0.00	0.00	0.00	0.00	0.00
FY 2023 FUND TRANSFER-CONSULTATION			172,000.00	0.00	0.00	0.00	172,000.00	0.00	172,000.00	0.00	0.00	172,000.00	0.00	0.00	0.00	0.00	0.00	0.00	0.00
MOOE	02-101101-2023-02-087	2/20/2023	172,000.00	0.00	0.00	0.00	172,000.00	0.00	172,000.00	0.00	0.00	172,000.00	0.00	0.00	0.00	0.00	0.00	0.00	0.00
			0.00	172,000.00	0.00	0.00	172,000.00	0.00	0.00	0.00	0.00	0.00	0.00	0.00	0.00	0.00	0.00	0.00	172,000.00
PROVINCIAL GOVERNMENT OF SURIGAO DEL NORTE			0.00	172,000.00	0.00	0.00	172,000.00	0.00	0.00	0.00	0.00	0.00	0.00	0.00	0.00	0.00	0.00	0.00	172,000.00
PROVINCIAL GOVERNMENT OF SURIGAO DEL NORTE			0.00	172,000.00	0.00	0.00	172,000.00	0.00	0.00	0.00	0.00	0.00	0.00	0.00	0.00	0.00	0.00	0.00	172,000.00
FY 2023 FUND TRANSFER-CONSULTATION			0.00	172,000.00	0.00	0.00	172,000.00	0.00	0.00	0.00	0.00	0.00	0.00	0.00	0.00	0.00	0.00	0.00	172,000.00
MOOE	02-101101-2023-04-383	4/25/2023	0.00	172,000.00	0.00	0.00	172,000.00	0.00	0.00	0.00	0.00	0.00	0.00	0.00	0.00	0.00	0.00	0.00	172,000.00
			0.00	172,000.00	0.00	0.00	172,000.00	0.00	172,000.00	0.00	0.00	172,000.00	0.00	0.00	0.00	0.00	0.00	0.00	172,000.00
PROVINCIAL GOVERNMENT OF SURIGAO DEL SUR			0.00	172,000.00	0.00	0.00	172,000.00	0.00	172,000.00	0.00	0.00	172,000.00	0.00	0.00	0.00	0.00	0.00	0.00	172,000.00

Department : Department of Agriculture (DA)
 Agency/Entity : Philippine Council for Agriculture and Fisheries
 Operating Unit : < not applicable >
 Organization Code (UACS) : 05 013 000000
 Fund Cluster : 01 - Regular Agency Fund
 (e.g. UACS Fund Cluster: 05-Internally Generated Funds and 06-Business Related Funds)

Particulars	Obligations							Disbursements (Funds Transferred To)					Liquidations					Unpaid Obligations	Unliquidated Fund Transfers	
	Obligation Request and Status		1st Quarter Ending March 31	2nd Quarter Ending June 30	3rd Quarter Ending September 30	4th Quarter Ending December 31	Total	1st Quarter Ending March 31	2nd Quarter Ending June 30	3rd Quarter Ending September 30	4th Quarter Ending December 31	Total	1st Quarter Ending March 31	2nd Quarter Ending June 30	3rd Quarter Ending September 30	4th Quarter Ending December 31	Total			
	Number	Date																		
1	2	3	4	5	6	7	8=(4+5+6+7)	9	10	11	12	13=(9+10+11+12)	14	15	16	17	18=(14+15+16+17)	19=(8-13)	20=(13-18)	
PROVINCIAL GOVERNMENT OF SURIGAO DEL SUR			0.00	172,000.00	0.00	0.00	172,000.00	0.00	172,000.00	0.00	0.00	172,000.00	0.00	0.00	0.00	0.00	0.00	0.00	0.00	172,000.00
FY 2023 FUND TRANSFER-CONSULTATION			0.00	172,000.00	0.00	0.00	172,000.00	0.00	172,000.00	0.00	0.00	172,000.00	0.00	0.00	0.00	0.00	0.00	0.00	0.00	172,000.00
MOOE	FY 2023 FUND TRANSFER-CONSULTATION	4/18/2023	0.00	172,000.00	0.00	0.00	172,000.00	0.00	172,000.00	0.00	0.00	172,000.00	0.00	0.00	0.00	0.00	0.00	0.00	0.00	172,000.00
			287,400.00	0.00	0.00	0.00	287,400.00	0.00	287,400.00	0.00	0.00	287,400.00	0.00	0.00	0.00	0.00	0.00	0.00	0.00	287,400.00
ROMBLON STATE UNIVERSITY			287,400.00	0.00	0.00	0.00	287,400.00	0.00	287,400.00	0.00	0.00	287,400.00	0.00	0.00	0.00	0.00	0.00	0.00	0.00	287,400.00
ROMBLON STATE UNIVERSITY			287,400.00	0.00	0.00	0.00	287,400.00	0.00	287,400.00	0.00	0.00	287,400.00	0.00	0.00	0.00	0.00	0.00	0.00	0.00	287,400.00
FY 2023 FUND TRANSFER-CONSULTATION			287,400.00	0.00	0.00	0.00	287,400.00	0.00	287,400.00	0.00	0.00	287,400.00	0.00	0.00	0.00	0.00	0.00	0.00	0.00	287,400.00
MOOE	02-101101-2023-03-133	3/8/2023	287,400.00	0.00	0.00	0.00	287,400.00	0.00	287,400.00	0.00	0.00	287,400.00	0.00	0.00	0.00	0.00	0.00	0.00	0.00	287,400.00
			0.00	0.00	140,000.00	0.00	140,000.00	0.00	0.00	140,000.00	0.00	140,000.00	0.00	0.00	0.00	0.00	0.00	0.00	0.00	140,000.00
PROVINCIAL GOVERNMENT OF DAVAO DE ORO			0.00	0.00	140,000.00	0.00	140,000.00	0.00	0.00	140,000.00	0.00	140,000.00	0.00	0.00	0.00	0.00	0.00	0.00	0.00	140,000.00
PROVINCIAL GOVERNMENT OF DAVAO DE ORO			0.00	0.00	140,000.00	0.00	140,000.00	0.00	0.00	140,000.00	0.00	140,000.00	0.00	0.00	0.00	0.00	0.00	0.00	0.00	140,000.00
FY 2023 FUND TRANSFER-CONSULTATION			0.00	0.00	140,000.00	0.00	140,000.00	0.00	0.00	140,000.00	0.00	140,000.00	0.00	0.00	0.00	0.00	0.00	0.00	0.00	140,000.00
MOOE	02-101101-2023-07-760	7/5/2023	0.00	0.00	140,000.00	0.00	140,000.00	0.00	0.00	140,000.00	0.00	140,000.00	0.00	0.00	0.00	0.00	0.00	0.00	0.00	140,000.00
Autonomous Region in Muslim Mindanao (ARMM)			1,968,200.00	300,000.00	0.00	0.00	2,268,200.00	0.00	2,268,200.00	0.00	0.00	2,268,200.00	0.00	0.00	0.00	0.00	0.00	0.00	0.00	2,268,200.00
Autonomous Regional Government in Muslim Mindanao			1,968,200.00	300,000.00	0.00	0.00	2,268,200.00	0.00	2,268,200.00	0.00	0.00	2,268,200.00	0.00	0.00	0.00	0.00	0.00	0.00	0.00	2,268,200.00
Regional Department of Agriculture and Fisheries			1,968,200.00	300,000.00	0.00	0.00	2,268,200.00	0.00	2,268,200.00	0.00	0.00	2,268,200.00	0.00	0.00	0.00	0.00	0.00	0.00	0.00	2,268,200.00
FY 2023 FUND TRANSFER-CONSULTATION			1,480,700.00	0.00	0.00	0.00	1,480,700.00	0.00	1,480,700.00	0.00	0.00	1,480,700.00	0.00	0.00	0.00	0.00	0.00	0.00	0.00	1,480,700.00
MOOE	02-101101-2023-03-243	3/22/2023	1,480,700.00	0.00	0.00	0.00	1,480,700.00	0.00	1,480,700.00	0.00	0.00	1,480,700.00	0.00	0.00	0.00	0.00	0.00	0.00	0.00	1,480,700.00
FY 2023 FUND TRANSFER-LOGISTICS SUPPORT			350,000.00	0.00	0.00	0.00	350,000.00	0.00	350,000.00	0.00	0.00	350,000.00	0.00	0.00	0.00	0.00	0.00	0.00	0.00	350,000.00
MOOE	02-101101-2023-03-243	3/22/2023	350,000.00	0.00	0.00	0.00	350,000.00	0.00	350,000.00	0.00	0.00	350,000.00	0.00	0.00	0.00	0.00	0.00	0.00	0.00	350,000.00
FY 2023 FUND TRANSFER-MEMBERSHIP VALIDATION			137,500.00	0.00	0.00	0.00	137,500.00	0.00	137,500.00	0.00	0.00	137,500.00	0.00	0.00	0.00	0.00	0.00	0.00	0.00	137,500.00

Department : Department of Agriculture (DA)
 Agency/Entity : Philippine Council for Agriculture and Fisheries
 Operating Unit : < not applicable >
 Organization Code (UACS) : 05 013 0000000
 Fund Cluster : 01 - Regular Agency Fund
 (e.g. UACS Fund Cluster: 05-Internally Generated Funds and 06-Business Related Funds)

Particulars	Obligations							Disbursements (Funds Transferred To)					Liquidations				Unpaid Obligations	Unliquidated Fund Transfers		
	Obligation Request and Status		1st Quarter	2nd Quarter	3rd Quarter	4th Quarter	Total	1st Quarter	2nd Quarter	3rd Quarter	4th Quarter	Total	1st Quarter	2nd Quarter	3rd Quarter	4th Quarter			Total	
	Number	Date	Ending March 31	Ending June 30	Ending September 30	Ending December 31		Ending March 31	Ending June 30	Ending September 30	Ending December 31		Ending March 31	Ending June 30	Ending September 30	Ending December 31				
1	2	3	4	5	6	7	8=(4+5+6+7)	9	10	11	12	13=(9+10+11+12)	14	15	16	17	18=(14+15+16+17)	19=(8-13)	20=(13-18)	
MOOE	02-101101-2023-03-243	3/22/2023	137,500.00	0.00	0.00	0.00	137,500.00	0.00	137,500.00	0.00	0.00	137,500.00	0.00	0.00	0.00	0.00	0.00	0.00	0.00	137,500.00
FY 2023 FUND TRANSFER-PMT			0.00	300,000.00	0.00	0.00	300,000.00	0.00	300,000.00	0.00	0.00	300,000.00	0.00	0.00	0.00	0.00	0.00	0.00	0.00	300,000.00
MOOE	02-101101-2023-05-474	5/11/2023	0.00	300,000.00	0.00	0.00	300,000.00	0.00	300,000.00	0.00	0.00	300,000.00	0.00	0.00	0.00	0.00	0.00	0.00	0.00	300,000.00
GRAND TOTAL			29,056,300.00	2,447,500.00	140,000.00	0.00	31,644,800.00	16,732,900.00	11,665,100.00	284,000.00	0.00	27,682,000.00	0.00	0.00	0.00	0.00	0.00	3,961,800.00	27,682,000.00	

Certified Correct:
 JOSE REYDOR H. BESENIÑO
 Chief, Budget Section
 Date: October 25, 2023 04:55 PM

Certified Correct:
 MARIA DIVINA P. GONZALES
 Chief, Accounting Section
 Date: October 25, 2023 04:59 PM

Recommended Approval By:
 MARISA R. LO
 Chief, AFMD
 Date: October 25, 2023 04:58 PM

Approved:
 JULIETA E. ORCENIA
 Chief-Executive Director
 Date: October 25, 2023 05:02 PM