

STATEMENT OF APPROPRIATIONS, ALLOTMENTS, OBLIGATIONS, DISBURSEMENTS AND BALANCES
As at the Quarter Ending December 31, 2023

Department : Department of Agriculture (DA)
 Agency/Entity : Philippine Council for Agriculture and Fisheries
 Operating Unit : < not applicable >
 Organization Code (UACS) : 05 013 0000000
 Fund Cluster : 01 - Regular Agency Fund
 (e.g. UACS Fund Cluster: 01-Regular Agency Fund, 02-Foreign Assisted Projects Fund, 03-Special Account-Locally Funded/Domestic Grants Fund, and 04-Special Account-Foreign Assisted/Foreign Grants Fund)

X	Current Year Appropriations
	Supplemental Appropriations
	Continuing Appropriations

Particulars	UACS CODE	Appropriations					Allotments					Current Year Obligations					Current Year Disbursements					Balances			
		Authorized Appropriations	Adjustments (Transfer To/From, Modifications/Augmentations)	Adjusted Appropriations	Allotments Received	Adjustments (Reductions, Modifications/Augmentations)	Transfer To	Transfer From	Adjusted Allotments	1st Quarter Ending March 31	2nd Quarter Ending June 30	3rd Quarter Ending September 30	4th Quarter Ending December 31	Total	1st Quarter Ending March 31	2nd Quarter Ending June 30	3rd Quarter Ending September 30	4th Quarter Ending December 31	Total	Unreleased Appropriations	Unobligated Allotments	Unpaid Obligations (15-20)=(23+24)			
																						Due and Demandable	Not Yet Due and Demandable		
1	2	3	4	5=(3+4)	6	7	8	9	10=(8+9)	11	12	13	14	15=(11+12+13+14)	16	17	18	19	20=(16+17+18+19)	21	22	23	24		
I. Agency Specific Budget		192,618,000.00	0.00	192,618,000.00	192,618,000.00	0.00			192,618,000.00	65,650,316.76	38,013,132.97	44,800,284.88	32,783,700.86	181,147,434.26	35,869,608.96	62,643,903.62	33,450,923.35	61,891,940.20	173,856,378.02	0.00	11,470,666.74	4,634,396.21	2,766,863.03		
General Administration and Support	10000000000000000000	31,084,000.00	317,405.39	31,401,405.39	31,084,000.00	317,405.39	0.00	0.00	31,401,405.39	10,208,223.13	7,776,092.34	7,841,041.25	5,147,541.26	30,972,897.98	5,320,531.42	8,719,871.06	6,932,260.47	9,064,644.00	30,037,306.95	0.00	428,507.41	171,972.89	763,618.14		
General Management and Supervision	100000100001000	30,254,000.00	470,572.67	30,724,572.67	30,254,000.00	470,572.67	0.00	0.00	30,724,572.67	10,208,223.13	7,105,591.37	7,841,041.25	5,143,024.96	30,297,880.71	5,320,531.42	8,049,370.09	6,932,260.47	9,060,127.70	29,362,289.68	0.00	426,691.96	171,972.89	763,618.14		
PS		14,461,000.00	1,152,486.48	15,613,486.48	14,461,000.00	1,152,486.48	0.00	0.00	15,613,486.48	4,777,428.70	3,584,224.49	4,424,205.06	2,827,828.23	15,613,486.48	3,394,329.48	4,860,280.24	3,399,178.95	3,958,561.45	15,812,350.12	0.00	0.00	0.00	1,136.36		
MOOE		15,793,000.00	(881,913.81)	15,111,086.19	15,793,000.00	(881,913.81)	0.00	0.00	15,111,086.19	5,430,794.43	3,521,366.88	3,416,836.19	2,315,396.73	14,684,394.23	1,926,201.94	3,189,089.85	3,533,081.52	5,101,566.25	13,749,939.56	0.00	426,691.96	171,972.89	762,481.78		
Administration of Personnel Benefits	100000100002000	830,000.00	(153,167.28)	676,832.72	830,000.00	(153,167.28)	0.00	0.00	676,832.72	0.00	670,500.97	0.00	4,516.30	675,017.27	0.00	670,500.97	0.00	4,516.30	675,017.27	0.00	1,815.45	0.00	0.00		
PS		830,000.00	(153,167.28)	676,832.72	830,000.00	(153,167.28)	0.00	0.00	676,832.72	0.00	670,500.97	0.00	4,516.30	675,017.27	0.00	670,500.97	0.00	4,516.30	675,017.27	0.00	1,815.45	0.00	0.00		
Sub-Total, General Administration and Support		31,084,000.00	317,405.39	31,401,405.39	31,084,000.00	317,405.39	0.00	0.00	31,401,405.39	10,208,223.13	7,776,092.34	7,841,041.25	5,147,541.26	30,972,897.98	5,320,531.42	8,719,871.06	6,932,260.47	9,064,644.00	30,037,306.95	0.00	428,507.41	171,972.89	763,618.14		
PS		15,291,000.00	999,319.20	16,290,319.20	15,291,000.00	999,319.20	0.00	0.00	16,290,319.20	4,777,428.70	4,254,725.46	4,424,205.06	2,832,144.53	16,288,503.75	3,394,329.48	5,530,781.21	3,399,178.95	3,963,077.75	16,287,367.39	0.00	1,815.45	0.00	1,136.36		
MOOE		15,793,000.00	(881,913.81)	15,111,086.19	15,793,000.00	(881,913.81)	0.00	0.00	15,111,086.19	5,430,794.43	3,521,366.88	3,416,836.19	2,315,396.73	14,684,394.23	1,926,201.94	3,189,089.85	3,533,081.52	5,101,566.25	13,749,939.56	0.00	426,691.96	171,972.89	762,481.78		
FinEx (if Applicable)		0.00	0.00	0.00	0.00	0.00	0.00	0.00	0.00	0.00	0.00	0.00	0.00	0.00	0.00	0.00	0.00	0.00	0.00	0.00	0.00	0.00	0.00		
CO		0.00	0.00	0.00	0.00	0.00	0.00	0.00	0.00	0.00	0.00	0.00	0.00	0.00	0.00	0.00	0.00	0.00	0.00	0.00	0.00	0.00	0.00		
Operations	30000000000000000000	161,534,000.00	(317,405.39)	161,216,594.61	161,534,000.00	(317,405.39)	0.00	0.00	161,216,594.61	55,342,092.62	30,237,040.63	36,959,243.63	27,636,159.40	150,174,536.26	30,549,077.53	43,924,032.46	26,518,662.88	42,827,296.20	143,819,069.07	0.00	11,042,058.33	4,362,422.32	1,993,044.89		
OO : Enhanced Agriculture and Fishery Stakeholders Participation in Policy Development AGRICULTURE AND FISHERY STAKEHOLDERS ENGAGEMENT PROGRAM Development and Coordination of Agriculture and Fishery Policies	310100100001000	161,534,000.00	(317,405.39)	161,216,594.61	161,534,000.00	(317,405.39)	0.00	0.00	161,216,594.61	55,342,092.62	30,237,040.63	36,959,243.63	27,636,159.40	150,174,536.26	30,549,077.53	43,924,032.46	26,518,662.88	42,827,296.20	143,819,069.07	0.00	11,042,058.33	4,362,422.32	1,993,044.89		
PS		10,590,000.00	3,774,870.53	14,364,870.53	10,590,000.00	3,774,870.53	0.00	0.00	14,364,870.53	4,155,893.12	2,547,725.89	3,903,248.54	3,758,004.98	14,364,870.53	3,106,141.10	3,532,211.29	2,951,719.65	4,774,798.49	14,364,870.53	0.00	0.00	0.00	0.00		
MOOE		51,149,000.00	(2,038,389.94)	49,110,610.06	51,149,000.00	(2,038,389.94)	0.00	0.00	49,110,610.06	27,025,175.45	8,724,743.16	5,301,770.14	4,958,892.87	46,010,581.82	15,058,320.20	16,355,907.98	4,227,791.08	9,507,930.46	45,149,946.72	0.00	3,100,028.44	685,464.41	175,167.49		
CO		987,000.00	0.00	987,000.00	987,000.00	0.00	0.00	0.00	987,000.00	0.00	452,671.10	331,850.00	0.00	784,521.10	0.00	452,671.10	269,000.00	62,850.00	784,521.10	0.00	202,478.90	0.00	0.00		
Planning, Monitoring and Knowledge Management	310100100002000	51,047,000.00	244,032.32	51,291,032.32	51,047,000.00	244,032.32	0.00	0.00	51,291,032.32	11,206,822.89	11,514,069.96	14,553,389.16	7,147,659.59	44,421,938.60	5,841,526.02	12,318,120.95	9,852,436.05	14,991,204.98	43,003,288.00	0.00	8,669,093.72	445,060.04	973,560.56		
PS		12,753,000.00	1,696,409.67	14,449,409.67	12,753,000.00	1,696,409.67	0.00	0.00	14,449,409.67	3,759,910.92	3,122,952.39	4,348,201.95	3,217,344.41	14,449,409.67	2,557,502.84	4,250,900.84	3,246,825.70	4,392,180.89	14,449,409.67	0.00	0.00	0.00	0.00		
MOOE		38,284,000.00	(1,452,377.35)	36,841,622.65	38,284,000.00	(1,452,377.35)	0.00	0.00	36,841,622.65	7,446,911.97	8,391,117.57	10,204,187.21	3,930,312.18	29,972,528.93	3,284,023.38	8,067,220.31	6,603,610.35	10,599,024.29	28,563,878.33	0.00	8,669,093.72	445,060.04	973,560.56		
Partnership Development	310100100003000	47,761,000.00	(2,297,918.30)	45,463,081.70	47,761,000.00	(2,297,918.30)	0.00	0.00	45,463,081.70	12,954,201.16	6,997,830.52	12,868,967.79	11,771,804.96	44,592,624.43	6,543,060.21	11,265,121.14	9,217,716.10	13,460,512.27	40,516,439.72	0.00	870,457.27	3,231,897.87	844,286.84		
PS		12,746,000.00	(2,003,803.95)	10,742,196.05	12,746,000.00	(2,003,803.95)	0.00	0.00	10,742,196.05	3,580,536.54	2,407,738.11	3,269,861.41	1,484,059.99	10,742,196.05	2,657,831.76	3,275,845.03	2,469,061.15	2,339,658.11	10,742,196.05	0.00	0.00	0.00	0.00		
MOOE		35,015,000.00	(294,114.35)	34,720,885.65	35,015,000.00	(294,114.35)	0.00	0.00	34,720,885.65	9,373,664.62	4,590,092.41	9,599,126.38	10,287,544.97	33,850,428.38	3,885,458.45	7,989,276.11	6,748,654.95	11,150,854.16	29,774,243.67	0.00	870,457.27	3,231,897.87	844,286.84		

Department : Department of Agriculture (DA)
 Agency/Entity : Philippine Council for Agriculture and Fisheries
 Operating Unit : < not applicable >
 Organization Code (UACS) : 05 013 000000
 Fund Cluster : 01 - Regular Agency Fund

X	Current Year Appropriations
	Supplemental Appropriations
	Continuing Appropriations

(e.g. UACS Fund Cluster: 01-Regular Agency Fund, 02-Foreign Assisted Projects Fund, 03-Special Account-Locally Funded/Domestic Grants Fund, and 04-Special Account-Foreign Assisted/Foreign Grants Fund)

Particulars	UACS CODE	Appropriations			Allotments					Current Year Obligations					Current Year Disbursements					Balances			
		Authorized Appropriations	Adjustments (Transfer To/From, Modifications/ Augmentations)	Adjusted Appropriations	Allotments Received	Adjustments (Reductions, Modifications/ Augmentations)	Transfer To	Transfer From	Adjusted Allotments	1st Quarter Ending March 31	2nd Quarter Ending June 30	3rd Quarter Ending September 30	4th Quarter Ending December 31	Total	1st Quarter Ending March 31	2nd Quarter Ending June 30	3rd Quarter Ending September 30	4th Quarter Ending December 31	Total	Unreleased Appropriations	Unobligated Allotments	Unpaid Obligations (15-20)-(23+24)	
1	2	3	4	5=(3+4)	6	7	8	9	10=(9)-(7)-8	11	12	13	14	15=(11+12+13+14)	16	17	18	19	20=(16+17+18+19)	21	22	23	24
Sub-Total, Operations		161,534,000.00	(317,405.39)	161,216,594.61	161,534,000.00	(317,405.39)	0.00	0.00	161,216,594.61	55,342,092.62	30,237,040.63	36,959,243.63	27,636,159.40	150,174,536.28	30,549,077.53	43,924,032.46	26,518,662.88	42,827,298.20	143,819,069.07	0.00	11,042,058.33	4,362,422.32	1,993,044.89
PS		36,089,000.00	3,467,476.25	39,556,476.25	36,089,000.00	3,467,476.25	0.00	0.00	39,556,476.25	11,486,340.58	8,078,416.39	11,522,309.90	8,459,409.38	39,556,476.25	8,321,275.50	11,058,956.96	8,669,606.50	11,506,637.29	39,556,476.25	0.00	0.00	0.00	0.00
MOOE		124,458,000.00	(3,784,881.64)	120,673,118.36	124,458,000.00	(3,784,881.64)	0.00	0.00	120,673,118.36	43,845,752.04	21,705,953.14	25,105,083.73	19,176,750.02	109,933,538.93	22,227,802.03	32,412,404.40	17,560,056.38	31,257,808.91	103,478,071.72	0.00	10,839,579.43	4,362,422.32	1,993,044.89
FinEx (If Applicable)		0.00	0.00	0.00	0.00	0.00	0.00	0.00	0.00	0.00	0.00	0.00	0.00	0.00	0.00	0.00	0.00	0.00	0.00	0.00	0.00	0.00	0.00
CO		987,000.00	0.00	987,000.00	987,000.00	0.00	0.00	0.00	987,000.00	452,671.10	331,850.00	0.00	784,521.10	784,521.10	452,671.10	269,000.00	62,850.00	784,521.10	0.00	202,478.90	0.00	0.00	0.00
Sub-Total, I. Agency Specific Budget		192,618,000.00	0.00	192,618,000.00	192,618,000.00	0.00	0.00	0.00	192,618,000.00	65,650,316.75	38,013,132.97	44,800,284.88	32,783,700.68	181,147,434.26	36,989,608.95	62,643,903.62	33,450,923.38	61,891,840.20	173,896,376.02	0.00	11,470,568.74	4,634,995.21	2,756,663.03
PS		51,380,000.00	4,466,795.45	55,846,795.45	51,380,000.00	4,466,795.45	0.00	0.00	55,846,795.45	16,273,769.28	12,333,141.85	15,948,514.96	11,291,553.91	55,846,795.45	11,715,604.98	16,589,738.17	12,068,785.45	15,469,715.04	55,843,843.94	0.00	1,815.45	0.00	1,136.36
MOOE		140,251,000.00	(4,466,795.45)	135,784,204.55	140,251,000.00	(4,466,795.45)	0.00	0.00	135,784,204.55	49,276,548.47	25,227,320.02	28,521,919.92	21,492,146.75	124,517,933.16	24,154,003.97	35,601,494.25	21,113,137.90	36,399,375.16	117,228,011.28	0.00	11,266,271.39	4,534,965.21	2,755,526.67
FinEx (If Applicable)		0.00	0.00	0.00	0.00	0.00	0.00	0.00	0.00	0.00	0.00	0.00	0.00	0.00	0.00	0.00	0.00	0.00	0.00	0.00	0.00	0.00	0.00
CO		987,000.00	0.00	987,000.00	987,000.00	0.00	0.00	0.00	987,000.00	452,671.10	331,850.00	0.00	784,521.10	784,521.10	452,671.10	269,000.00	62,850.00	784,521.10	0.00	202,478.90	0.00	0.00	0.00
II. Automatic Appropriations		4,711,000.00	114,368.00	4,825,368.00	4,825,368.00	0.00	0.00	0.00	4,825,368.00	1,301,089.27	1,310,700.61	1,331,259.41	892,318.71	4,825,368.00	1,295,321.68	1,316,467.40	1,331,259.41	892,318.71	4,825,368.00	0.00	0.00	0.00	0.00
Specific Budgets of National Government Agencies		4,711,000.00	114,368.00	4,825,368.00	4,825,368.00	0.00	0.00	0.00	4,825,368.00	1,301,089.27	1,310,700.61	1,331,259.41	892,318.71	4,825,368.00	1,295,321.68	1,316,467.40	1,331,259.41	892,318.71	4,825,368.00	0.00	0.00	0.00	0.00
Retirement and Life Insurance Premiums		4,711,000.00	114,368.00	4,825,368.00	4,825,368.00	0.00	0.00	0.00	4,825,368.00	1,301,089.27	1,310,700.61	1,331,259.41	892,318.71	4,825,368.00	1,295,321.68	1,316,467.40	1,331,259.41	892,318.71	4,825,368.00	0.00	0.00	0.00	0.00
PS		4,711,000.00	114,368.00	4,825,368.00	4,825,368.00	0.00	0.00	0.00	4,825,368.00	1,301,089.27	1,310,700.61	1,331,259.41	892,318.71	4,825,368.00	1,295,321.68	1,316,467.40	1,331,259.41	892,318.71	4,825,368.00	0.00	0.00	0.00	0.00
Sub-total II. Automatic Appropriations		4,711,000.00	114,368.00	4,825,368.00	4,825,368.00	0.00	0.00	0.00	4,825,368.00	1,301,089.27	1,310,700.61	1,331,259.41	892,318.71	4,825,368.00	1,295,321.68	1,316,467.40	1,331,259.41	892,318.71	4,825,368.00	0.00	0.00	0.00	0.00
PS		4,711,000.00	114,368.00	4,825,368.00	4,825,368.00	0.00	0.00	0.00	4,825,368.00	1,301,089.27	1,310,700.61	1,331,259.41	892,318.71	4,825,368.00	1,295,321.68	1,316,467.40	1,331,259.41	892,318.71	4,825,368.00	0.00	0.00	0.00	0.00
MOOE		0.00	0.00	0.00	0.00	0.00	0.00	0.00	0.00	0.00	0.00	0.00	0.00	0.00	0.00	0.00	0.00	0.00	0.00	0.00	0.00	0.00	0.00
FinEx		0.00	0.00	0.00	0.00	0.00	0.00	0.00	0.00	0.00	0.00	0.00	0.00	0.00	0.00	0.00	0.00	0.00	0.00	0.00	0.00	0.00	0.00
CO		0.00	0.00	0.00	0.00	0.00	0.00	0.00	0.00	0.00	0.00	0.00	0.00	0.00	0.00	0.00	0.00	0.00	0.00	0.00	0.00	0.00	0.00
III. Special Purpose Fund		0.00	34,987,908.00	34,987,908.00	0.00	34,987,908.00	0.00	0.00	34,987,908.00	9,691,801.91	2,098,630.43	10,851,196.23	7,763,936.80	30,395,664.37	7,908,018.00	2,688,668.90	6,839,679.22	12,427,460.06	29,763,716.18	0.00	4,692,343.63	432,026.41	199,821.78
Miscellaneous Personnel Benefits Fund		0.00	1,866,176.00	1,866,176.00	0.00	1,866,176.00	0.00	0.00	1,866,176.00	1,844,105.87	22,089.45	0.00	0.00	1,866,175.32	0.00	1,866,175.32	0.00	0.00	1,866,175.32	0.00	0.68	0.00	0.00
PS		0.00	1,866,176.00	1,866,176.00	0.00	1,866,176.00	0.00	0.00	1,866,176.00	1,844,105.87	22,089.45	0.00	0.00	1,866,175.32	0.00	1,866,175.32	0.00	0.00	1,866,175.32	0.00	0.68	0.00	0.00
Pension and Gratuity Fund		0.00	4,758,150.00	4,758,150.00	0.00	4,758,150.00	0.00	0.00	4,758,150.00	0.00	102,556.64	4,588,036.17	67,554.12	4,758,146.93	0.00	102,556.64	4,588,036.17	67,554.12	4,758,146.93	0.00	3.07	0.00	0.00
PS		0.00	4,758,150.00	4,758,150.00	0.00	4,758,150.00	0.00	0.00	4,758,150.00	0.00	102,556.64	4,588,036.17	67,554.12	4,758,146.93	0.00	102,556.64	4,588,036.17	67,554.12	4,758,146.93	0.00	3.07	0.00	0.00
Support to Foreign-Assisted Projects		0.00	22,086,252.00	22,086,252.00	0.00	22,086,252.00	0.00	0.00	22,086,252.00	7,847,696.04	1,974,004.34	6,263,160.06	1,409,051.68	17,493,912.12	7,908,018.00	719,936.94	2,251,543.05	6,355,204.41	17,134,702.40	0.00	4,592,339.88	159,367.94	199,821.78
MOOE		0.00	22,086,252.00	22,086,252.00	0.00	22,086,252.00	0.00	0.00	22,086,252.00	7,847,696.04	1,974,004.34	6,263,160.06	1,409,051.68	17,493,912.12	7,908,018.00	719,936.94	2,251,543.05	6,355,204.41	17,134,702.40	0.00	4,592,339.88	159,367.94	199,821.78
Miscellaneous Personnel Benefits Fund-Staffing Modifications/ Upgrading of Salaries (Civilian)		0.00	6,277,330.00	6,277,330.00	0.00	6,277,330.00	0.00	0.00	6,277,330.00	0.00	0.00	0.00	6,277,330.00	6,277,330.00	0.00	0.00	0.00	6,004,691.53	6,004,691.53	0.00	0.00	272,638.47	0.00
PS		0.00	6,277,330.00	6,277,330.00	0.00	6,277,330.00	0.00	0.00	6,277,330.00	0.00	0.00	0.00	6,277,330.00	6,277,330.00	0.00	0.00	0.00	6,004,691.53	6,004,691.53	0.00	0.00	272,638.47	0.00
Sub-Total III. Special Purpose Fund		0.00	34,987,908.00	34,987,908.00	0.00	34,987,908.00	0.00	0.00	34,987,908.00	9,691,801.91	2,098,630.43	10,851,196.23	7,763,936.80	30,395,664.37	7,908,018.00	2,688,668.90	6,839,679.22	12,427,460.06	29,763,716.18	0.00	4,692,343.63	432,026.41	199,821.78
PS		0.00	12,901,656.00	12,901,656.00	0.00	12,901,656.00	0.00	0.00	12,901,656.00	1,844,105.87	124,628.09	4,588,036.17	6,344,884.12	12,901,652.25	0.00	1,968,731.98	4,588,036.17	6,072,245.65	12,629,013.78	0.00	3.75	272,638.47	0.00
MOOE		0.00	22,086,252.00	22,086,252.00	0.00	22,086,252.00	0.00	0.00	22,086,252.00	7,847,696.04	1,974,004.34	6,263,160.06	1,409,051.68	17,493,912.12	7,908,018.00	719,936.94	2,251,543.05	6,355,204.41	17,134,702.40	0.00	4,592,339.88	159,367.94	199,821.78
FinEx		0.00	0.00	0.00	0.00	0.00	0.00	0.00	0.00	0.00	0.00	0.00	0.00	0.00	0.00	0.00	0.00	0.00	0.00	0.00	0.00	0.00	0.00
CO		0.00	0.00	0.00	0.00	0.00	0.00	0.00	0.00	0.00	0.00	0.00	0.00	0.00	0.00	0.00	0.00	0.00	0.00	0.00	0.00	0.00	0.00

Department : Department of Agriculture (DA)
 Agency/Entity : Philippine Council for Agriculture and Fisheries
 Operating Unit : < not applicable >
 Organization Code (UACS) : 05 013 000000
 Fund Cluster : 01 - Regular Agency Fund
 (e.g. UACS Fund Cluster: 01-Regular Agency Fund, 02-Foreign Assisted Projects Fund, 03-Special Account-Locally Funded/Domestic Grants Fund, and 04-Special Account-Foreign Assisted/Foreign Grants Fund)

X	Current Year Appropriations
	Supplemental Appropriations
	Continuing Appropriations

Particulars	UACS CODE	Appropriations				Allotments				Current Year Obligations					Current Year Disbursements					Balances																																				
		Authorized Appropriations	Adjustments (Transfer To/From, Modifications/Augmentations)	Adjusted Appropriations	Allotments Received	Adjustments (Reductions, Modifications/Augmentations)	Transfer To	Transfer From	Adjusted Allotments	1st Quarter Ending March 31	2nd Quarter Ending June 30	3rd Quarter Ending September 30	4th Quarter Ending December 31	Total	1st Quarter Ending March 31	2nd Quarter Ending June 30	3rd Quarter Ending September 30	4th Quarter Ending December 31	Total	Unreleased Appropriations	Unobligated Allotments	Unpaid Obligations (15-20)=(23+24)																																		
																						Due and Demandable	Not Yet Due and Demandable																																	
IV. Reversion of the Unobligated Allotments charged against R.A. Nos. 11465 and 11484		0.00	0.00	0.00	0.00	0.00	0.00	0.00	0.00	0.00	0.00	0.00	0.00	0.00	0.00	0.00	0.00	0.00	0.00	0.00	0.00	0.00	0.00	0.00	0.00	0.00	0.00	0.00	0.00	0.00	0.00	0.00	0.00	0.00	0.00																					
GRAND TOTAL		197,328,000.00	35,102,276.00	232,431,276.00	197,443,368.00	35,102,276.00	0.00	0.00	232,431,276.00	76,543,206.93	41,422,464.01	66,982,740.52	41,419,956.17	216,368,366.63	44,972,948.63	66,648,039.82	41,821,761.98	65,201,709.77	208,445,460.20	0.00	16,062,909.37	4,966,421.82	2,956,484.81	1,139.36	1,819.20	272,636.47	4,893,783.15	2,955,348.45	0.00	202,478.90	0.00	0.00	0.00	0.00	0.00																					
PS		56,091,000.00	17,482,819.45	73,573,819.45	56,205,368.00	17,482,819.45	0.00	0.00	73,573,819.45	19,418,964.42	13,768,488.55	21,865,810.54	18,518,756.74	73,572,000.25	13,010,929.66	19,874,937.53	17,988,081.03	22,424,280.20	73,296,225.42	0.00	1,819.20	272,636.47	1,139.36	1,819.20	272,636.47	4,893,783.15	2,955,348.45	0.00	202,478.90	0.00	0.00	0.00	0.00	0.00	0.00																					
MOOE		140,251,000.00	17,619,456.55	157,870,456.55	140,251,000.00	17,619,456.55	0.00	0.00	157,870,456.55	57,124,242.51	27,201,324.36	34,785,079.88	22,901,198.43	142,011,845.28	31,662,021.97	36,321,431.19	23,364,660.95	42,714,579.57	134,362,713.68	0.00	15,858,611.27	4,893,783.15	2,955,348.45	0.00	0.00	0.00	0.00	0.00	0.00	0.00	0.00	0.00	0.00	0.00	0.00	0.00	0.00																			
CO		987,000.00	0.00	987,000.00	987,000.00	0.00	0.00	0.00	987,000.00	0.00	452,671.10	331,850.00	0.00	784,521.10	0.00	452,671.10	269,000.00	62,850.00	784,521.10	0.00	202,478.90	0.00	0.00	0.00	0.00	0.00	0.00	0.00	0.00	0.00	0.00	0.00	0.00	0.00	0.00	0.00	0.00																			
Recapitulation by OO:																																																								
1. Agency Specific Budget		181,534,000.00	21,788,846.61	183,302,846.61	161,534,000.00	21,788,846.61	0.00	0.00	183,302,846.61	55,342,092.62	30,237,040.63	36,959,243.63	27,636,159.40	150,174,536.28	30,549,077.53	43,924,032.46	26,516,862.88	42,827,296.20	143,819,089.07	0.00	33,128,310.33	4,362,422.32	1,893,044.89	0.00	0.00	0.00	0.00	0.00	0.00	0.00	0.00	0.00	0.00	0.00	0.00	0.00	0.00	0.00																		
AGRICULTURE AND FISHERY STAKEHOLDERS ENGAGEMENT PROGRAM		161,534,000.00	21,788,846.61	183,302,846.61	161,534,000.00	21,788,846.61	0.00	0.00	183,302,846.61	55,342,092.62	30,237,040.63	36,959,243.63	27,636,159.40	150,174,536.28	30,549,077.53	43,924,032.46	26,516,862.88	42,827,296.20	143,819,089.07	0.00	33,128,310.33	4,362,422.32	1,893,044.89	0.00	0.00	0.00	0.00	0.00	0.00	0.00	0.00	0.00	0.00	0.00	0.00	0.00	0.00	0.00	0.00																	

Certified Correct:
 JOSE REDEMPTOR H. BESENIO
 Chief, Budget Section
 Date: _____

Certified Correct:
 JEOCINTH T. DAVAN
 OIC-Chief, Accounting Section
 Date: _____

Recommendation Approval By:
 MARI SA R. LO
 OIC-Chief, AFMD
 Date: _____

Approved:
 JULIETTE E. OPLIENCIA
 OIC-Executive Director
 Date: _____

STATEMENT OF APPROPRIATIONS, ALLOTMENTS, OBLIGATIONS, DISBURSEMENTS AND BALANCES
As at the Quarter Ending December 31, 2023

Department : Department of Agriculture (DA)
 Agency/Entity : Philippine Council for Agriculture and Fisheries
 Operating Unit : < not applicable >
 Organization Code (UACS) : 05 013 000000
 Fund Cluster : 01 - Regular Agency Fund

	Current Year Appropriations
	Supplemental Appropriations
X	Continuing Appropriations

(e.g. UACS Fund Cluster: 01-Regular Agency Fund, 02-Foreign Assisted Projects Fund, 03-Special Account-Locally Funded/Domestic Grants Fund, and 04-Special Account-Foreign Assisted/Foreign Grants Fund)

Particulars	UACS CODE	Appropriations			Allotments			Current Year Obligations							Current Year Disbursements					Balances			
		Authorized Appropriations	Adjustments (Transfer To/From, Modifications/Augmentations)	Adjusted Appropriations	Allotments Received	Adjustments (Reductions, Modifications/Augmentations)	Transfer To	Transfer From	Adjusted Allotments	1st Quarter Ending March 31	2nd Quarter Ending June 30	3rd Quarter Ending September 30	4th Quarter Ending December 31	Total	1st Quarter Ending March 31	2nd Quarter Ending June 30	3rd Quarter Ending September 30	4th Quarter Ending December 31	Total	Unreleased Appropriations	Unobligated Allotments	Unpaid Obligations (15-20)=(23-24)	
																						Due and Demandable	Not Yet Due and Demandable
I. Agency Specific Budget		10,988,046.79	0.00	10,988,046.79	10,988,046.79	0.00	0.00	0.00	8,086,472.17	2,209,969.19	114,210.00	0.00	10,420,641.36	3,336,902.07	5,008,066.61	1,191,302.00	587,496.78	10,123,766.36	0.00	537,406.43	11,875.00	285,000.00	
General Administration and Support	10000000000000	2,157,833.10	0.00	2,157,833.10	2,157,833.10	0.00	0.00	0.00	600,933.74	1,464,670.35	48,230.00	0.00	2,111,834.09	548,383.64	438,046.67	474,673.79	515,729.99	1,976,834.09	0.00	45,996.01	0.00	135,000.00	
General Management and Supervision	10000010000100	2,157,833.10	0.00	2,157,833.10	2,157,833.10	0.00	0.00	0.00	600,933.74	1,464,670.35	48,230.00	0.00	2,111,834.09	548,383.64	438,046.67	474,673.79	515,729.99	1,976,834.09	0.00	45,996.01	0.00	135,000.00	
MOOE		1,972,227.10	0.00	1,972,227.10	1,972,227.10	0.00	0.00	0.00	600,933.74	1,344,670.35	2,240.00	0.00	1,947,844.09	548,383.64	438,046.67	474,673.79	351,739.99	1,812,844.09	0.00	24,383.01	0.00	135,000.00	
FinEx		15,000.00	0.00	15,000.00	15,000.00	0.00	0.00	0.00	0.00	0.00	0.00	0.00	0.00	0.00	0.00	0.00	0.00	0.00	0.00	15,000.00	0.00	0.00	
CO		170,606.00	0.00	170,606.00	170,606.00	0.00	0.00	0.00	0.00	120,000.00	43,990.00	0.00	163,990.00	0.00	0.00	0.00	0.00	163,990.00	0.00	6,816.00	0.00	0.00	
Sub-Total, General Administration and Support		2,157,833.10	0.00	2,157,833.10	2,157,833.10	0.00	0.00	0.00	600,933.74	1,464,670.35	48,230.00	0.00	2,111,834.09	548,383.64	438,046.67	474,673.79	515,729.99	1,976,834.09	0.00	45,996.01	0.00	135,000.00	
PS		0.00	0.00	0.00	0.00	0.00	0.00	0.00	0.00	0.00	0.00	0.00	0.00	0.00	0.00	0.00	0.00	0.00	0.00	0.00	0.00	0.00	
MOOE		1,972,227.10	0.00	1,972,227.10	1,972,227.10	0.00	0.00	0.00	600,933.74	1,344,670.35	2,240.00	0.00	1,947,844.09	548,383.64	438,046.67	474,673.79	351,739.99	1,812,844.09	0.00	24,383.01	0.00	135,000.00	
FinEx (if Applicable)		15,000.00	0.00	15,000.00	15,000.00	0.00	0.00	0.00	0.00	0.00	0.00	0.00	0.00	0.00	0.00	0.00	0.00	0.00	0.00	15,000.00	0.00	0.00	
CO		170,606.00	0.00	170,606.00	170,606.00	0.00	0.00	0.00	0.00	120,000.00	43,990.00	0.00	163,990.00	0.00	0.00	0.00	0.00	163,990.00	0.00	6,816.00	0.00	0.00	
Operations	30000000000000	8,800,213.69	0.00	8,800,213.69	8,800,213.69	0.00	0.00	0.00	8,800,213.69	7,495,538.43	745,288.84	67,980.00	8,308,807.27	2,788,518.43	4,570,018.84	716,628.21	71,766.79	8,146,932.27	0.00	491,406.42	11,875.00	150,000.00	
OO : Enhanced Agriculture and Fishery Stakeholders Participation in Policy Development		8,800,213.69	0.00	8,800,213.69	8,800,213.69	0.00	0.00	0.00	8,800,213.69	7,495,538.43	745,288.84	67,980.00	8,308,807.27	2,788,518.43	4,570,018.84	716,628.21	71,766.79	8,146,932.27	0.00	491,406.42	11,875.00	150,000.00	
AGRICULTURE AND FISHERY STAKEHOLDERS ENGAGEMENT PROGRAM		8,800,213.69	0.00	8,800,213.69	8,800,213.69	0.00	0.00	0.00	8,800,213.69	7,495,538.43	745,288.84	67,980.00	8,308,807.27	2,788,518.43	4,570,018.84	716,628.21	71,766.79	8,146,932.27	0.00	491,406.42	11,875.00	150,000.00	
Development and Coordination of Agriculture and Fishery Policies	31010010000100	2,340,575.83	0.00	2,340,575.83	2,340,575.83	0.00	0.00	0.00	2,340,575.83	2,340,575.83	0.00	0.00	2,340,575.83	1,137,843.50	1,182,082.33	0.00	0.00	2,319,725.83	0.00	0.00	0.00	20,850.00	
MOOE		2,340,575.83	0.00	2,340,575.83	2,340,575.83	0.00	0.00	0.00	2,340,575.83	2,340,575.83	0.00	0.00	2,340,575.83	1,137,843.50	1,182,082.33	0.00	0.00	2,319,725.83	0.00	0.00	0.00	20,850.00	
Planning, Monitoring and Knowledge Management	31010010000200	4,652,142.32	0.00	4,652,142.32	4,652,142.32	0.00	0.00	0.00	4,652,142.32	4,652,142.32	0.00	0.00	4,652,142.32	1,545,830.02	2,824,072.30	282,240.00	(11,875.00)	4,640,267.32	0.00	0.00	0.00	11,875.00	
MOOE		4,652,142.32	0.00	4,652,142.32	4,652,142.32	0.00	0.00	0.00	4,652,142.32	4,652,142.32	0.00	0.00	4,652,142.32	1,545,830.02	2,824,072.30	282,240.00	(11,875.00)	4,640,267.32	0.00	0.00	0.00	11,875.00	
Partnership Development	31010010000300	1,807,495.54	0.00	1,807,495.54	1,807,495.54	0.00	0.00	0.00	1,807,495.54	502,820.28	745,288.84	67,980.00	1,316,089.12	105,044.91	563,864.21	434,388.21	83,641.79	1,188,939.12	0.00	491,406.42	0.00	129,150.00	
MOOE		1,807,495.54	0.00	1,807,495.54	1,807,495.54	0.00	0.00	0.00	1,807,495.54	502,820.28	745,288.84	67,980.00	1,316,089.12	105,044.91	563,864.21	434,388.21	83,641.79	1,188,939.12	0.00	491,406.42	0.00	129,150.00	
Sub-Total, Operations		8,800,213.69	0.00	8,800,213.69	8,800,213.69	0.00	0.00	0.00	8,800,213.69	7,495,538.43	745,288.84	67,980.00	8,308,807.27	2,788,518.43	4,570,018.84	716,628.21	71,766.79	8,146,932.27	0.00	491,406.42	11,875.00	150,000.00	
PS		0.00	0.00	0.00	0.00	0.00	0.00	0.00	0.00	0.00	0.00	0.00	0.00	0.00	0.00	0.00	0.00	0.00	0.00	0.00	0.00	0.00	
MOOE		8,800,213.69	0.00	8,800,213.69	8,800,213.69	0.00	0.00	0.00	8,800,213.69	7,495,538.43	745,288.84	67,980.00	8,308,807.27	2,788,518.43	4,570,018.84	716,628.21	71,766.79	8,146,932.27	0.00	491,406.42	11,875.00	150,000.00	
FinEx (if Applicable)		0.00	0.00	0.00	0.00	0.00	0.00	0.00	0.00	0.00	0.00	0.00	0.00	0.00	0.00	0.00	0.00	0.00	0.00	0.00	0.00	0.00	
CO		0.00	0.00	0.00	0.00	0.00	0.00	0.00	0.00	0.00	0.00	0.00	0.00	0.00	0.00	0.00	0.00	0.00	0.00	0.00	0.00	0.00	

Department : Department of Agriculture (DA)
 Agency/Entity : Philippine Council for Agriculture and Fisheries
 Operating Unit : < not applicable >
 Organization Code (UACS) : 05 013 000000
 Fund Cluster : 01 - Regular Agency Fund

	Current Year Appropriations
	Supplemental Appropriations
X	Continuing Appropriations

(e.g. UACS Fund Cluster: 01-Regular Agency Fund, 02-Foreign Assisted Projects Fund, 03-Special Account-Locally Funded/Domestic Grants Fund, and 04-Special Account-Foreign Assisted/Foreign Grants Fund)

Particulars	UACS CODE	Appropriations		Allotments				Current Year Obligations					Current Year Disbursements					Balances			Unpaid Obligations (15-20)-(23-24)		
		Authorized Appropriations	Adjustments (Transfer To/From, Modifications/Augmentations)	Adjusted Appropriations	Allotments Received	Adjustments (Reductions, Modifications/Augmentations)	Transfer To	Transfer From	Adjusted Allotments	1st Quarter Ending March 31	2nd Quarter Ending June 30	3rd Quarter Ending September 30	4th Quarter Ending December 31	Total	1st Quarter Ending March 31	2nd Quarter Ending June 30	3rd Quarter Ending September 30	4th Quarter Ending December 31	Total	Unreleased Appropriations	Unobligated Allotments	Due and Demandable	Not Yet Due and Demandable
1	2	3	4	5=(3+4)	6	7	8	9	10=[8+(-17)-8+9]	11	12	13	14	15=[11+12+13+14]	16	17	18	19	20=[16+17+18+19]	21=(5-10)	22=(10-15)	23	24
Sub-Total, I. Agency Specific Budget		10,958,046.79	0.00	10,958,046.79	10,958,046.79	0.00	0.00	0.00	10,958,046.79	8,096,472.17	2,209,959.19	114,210.00	0.00	10,420,641.36	3,336,902.07	5,008,065.51	1,191,302.00	587,496.78	10,123,766.36	0.00	637,406.43	11,875.00	285,000.00
PS		0.00	0.00	0.00	0.00	0.00	0.00	0.00	0.00	0.00	0.00	0.00	0.00	0.00	0.00	0.00	0.00	0.00	0.00	0.00	0.00	0.00	0.00
MOOE		10,772,440.79	0.00	10,772,440.79	10,772,440.79	0.00	0.00	0.00	10,772,440.79	8,096,472.17	2,089,959.19	70,220.00	0.00	10,256,651.36	3,336,902.07	5,008,065.51	1,191,302.00	423,506.78	9,959,776.36	0.00	515,786.43	11,875.00	285,000.00
FinEx (if Applicable)		15,000.00	0.00	15,000.00	15,000.00	0.00	0.00	0.00	15,000.00	0.00	0.00	0.00	0.00	0.00	0.00	0.00	0.00	0.00	0.00	0.00	15,000.00	0.00	0.00
CO		170,606.00	0.00	170,606.00	170,606.00	0.00	0.00	0.00	170,606.00	0.00	120,000.00	43,990.00	0.00	163,990.00	0.00	0.00	0.00	163,990.00	163,990.00	0.00	6,616.00	0.00	0.00
GRAND TOTAL		10,958,046.79	0.00	10,958,046.79	10,958,046.79	0.00	0.00	0.00	10,958,046.79	8,096,472.17	2,209,959.19	114,210.00	0.00	10,420,641.36	3,336,902.07	5,008,065.51	1,191,302.00	587,496.78	10,123,766.36	0.00	637,406.43	11,875.00	285,000.00
PS		0.00	0.00	0.00	0.00	0.00	0.00	0.00	0.00	0.00	0.00	0.00	0.00	0.00	0.00	0.00	0.00	0.00	0.00	0.00	0.00	0.00	0.00
MOOE		10,772,440.79	0.00	10,772,440.79	10,772,440.79	0.00	0.00	0.00	10,772,440.79	8,096,472.17	2,089,959.19	70,220.00	0.00	10,256,651.36	3,336,902.07	5,008,065.51	1,191,302.00	423,506.78	9,959,776.36	0.00	515,786.43	11,875.00	285,000.00
FinEx (if Applicable)		15,000.00	0.00	15,000.00	15,000.00	0.00	0.00	0.00	15,000.00	0.00	0.00	0.00	0.00	0.00	0.00	0.00	0.00	0.00	0.00	0.00	15,000.00	0.00	0.00
CO		170,606.00	0.00	170,606.00	170,606.00	0.00	0.00	0.00	170,606.00	0.00	120,000.00	43,990.00	0.00	163,990.00	0.00	0.00	0.00	163,990.00	163,990.00	0.00	6,616.00	0.00	0.00
Recapitulation by OD:																							
I. Agency Specific Budget		8,800,213.69	0.00	8,800,213.69	8,800,213.69	0.00	0.00	0.00	8,800,213.69	7,495,536.43	745,288.84	67,980.00	0.00	8,308,807.27	2,788,518.43	4,570,018.84	716,628.21	71,766.79	8,146,932.27	0.00	491,406.42	11,875.00	150,000.00
AGRICULTURE AND FISHERY STAKEHOLDERS ENGAGEMENT PROGRAM		8,800,213.69	0.00	8,800,213.69	8,800,213.69	0.00	0.00	0.00	8,800,213.69	7,495,536.43	745,288.84	67,980.00	0.00	8,308,807.27	2,788,518.43	4,570,018.84	716,628.21	71,766.79	8,146,932.27	0.00	491,406.42	11,875.00	150,000.00

Certified Correct:
 JOSE RIDENTOR H. BESENO
 Chief, Budget Section
 Date: _____

Certified Correct:
 JEOYINTH T. DRYAN
 Chief, Accounting Section
 Date: _____

Reviewed and Approved By:
 MARISA R. LO
 Chief, AFMD
 Date: _____

Reviewed and Approved By:
 JULIETA G. OLEBOK
 Chief Executive Director
 Date: _____

SUMMARY OF APPROPRIATIONS, ALLOTMENTS, OBLIGATIONS, DISBURSEMENTS AND BALANCES BY OBJECT OF EXPENDITURES
As at the Quarter Ending December 31, 2023

Department : Department of Agriculture (DA)
Agency/Entity : Philippine Council for Agriculture and Fisheries
Operating Unit : < not applicable >
Organization Code (UACS) : 05 013 000000
Fund Cluster : 01 - Regular Agency Fund

Table with 2 columns: X (Current Year Appropriations), Supplemental Appropriations, Continuing Appropriations

(e.g. UACS Fund Cluster: 01-Regular Agency Fund, 02-Foreign Assisted Projects Fund, 03-Special Account-Locally Funded/Domestic Grants Fund, and 04-Special Account-Foreign Assisted/Foreign Grants Fund)

Main data table with columns: Particulars, UACS CODE, Appropriations (Authorized, Adjusted), Allotments (Received, Transfer To, Transfer From, Adjusted), Obligations (1st-4th Quarter, Total), Disbursements (1st-4th Quarter, Total), Balances (Unreleased, Unobligated, Unpaid Obligations)

Department : Department of Agriculture (DA)
 Agency/Entity : Philippine Council for Agriculture and Fisheries
 Operating Unit : < not applicable >
 Organization Code (UACS) : 05 013 000000
 Fund Cluster : 01 - Regular Agency Fund
 (e.g. UACS Fund Cluster: 01-Regular Agency Fund, 02-Foreign Assisted Projects Fund, 03-Special Account-Locally Funded/Domestic Grants Fund, and 04-Special Account-Foreign Assisted/Foreign Grants Fund)

X Current Year Appropriations
 Supplemental Appropriations
 Continuing Appropriations

Particulars	UACS CODE	Appropriations					Allotments					Obligations					Disbursements					Balances			
		Authorized Appropriations	Adjustments (Transfer To/From, Modifications/ Augmentations)	Adjusted Appropriations	Allotments Received	Adjustments (Reductions, Modifications/ Augmentations)	Transfer To	Transfer From	Adjusted Allotments	1st Quarter Ending March 31	2nd Quarter Ending June 30	3rd Quarter Ending September 30	4th Quarter Ending December 31	Total	1st Quarter Ending March 31	2nd Quarter Ending June 30	3rd Quarter Ending September 30	4th Quarter Ending December 31	Total	Unreleased Appropriations	Unobligated Allotments	Unpaid Obligations (15-20)=(23+24)			
		3	4	5=(3+4)	6	7	8	9	10=[(6+)-7]+8+9	11	12	13	14	15=(11+12+13+14)	16	17	18	19	20=(16+17+18+19)	21=(5-10)	22=(10-15)	23	24		
Semi-Expendable Machinery and Equipment	5020321000	2,000.00	515,747.04	517,747.04	2,000.00	515,747.04	0.00	0.00	517,747.04	9,999.00	420,888.05	(62,818.60)	9,420.00	377,488.45	9,999.00	294,334.50	(86,237.52)	128,841.07	346,937.05	0.00	140,258.59	0.00	30,551.40		
Office Equipment	5020321002	0.00	128,867.40	128,867.40	0.00	128,867.40	0.00	0.00	128,867.40	9,999.00	90,451.40	9,420.00	128,867.40	98,316.00	9,999.00	9,723.79	65,482.14	13,111.07	98,316.00	0.00	0.00	0.00	30,551.40		
Information and Communications Technology Equipment	5020321003	2,000.00	386,879.64	388,879.64	2,000.00	386,879.64	0.00	0.00	388,879.64	0.00	401,891.05	(153,270.00)	0.00	248,621.05	0.00	284,610.71	(151,719.66)	115,730.00	248,621.05	0.00	140,258.59	0.00	0.00		
Semi-Expendable Furniture, Fixtures and Books	5020322000	96,000.00	103,709.42	199,709.42	96,000.00	103,709.42	0.00	0.00	199,709.42	0.00	68,900.00	0.00	34,809.42	103,709.42	0.00	0.00	0.00	103,709.42	103,709.42	0.00	96,000.00	0.00	0.00		
Furniture and Fixtures	5020322001	96,000.00	103,709.42	199,709.42	96,000.00	103,709.42	0.00	0.00	199,709.42	0.00	68,900.00	0.00	34,809.42	103,709.42	0.00	0.00	0.00	103,709.42	103,709.42	0.00	96,000.00	0.00	0.00		
Other Supplies and Materials Expenses	5020390000	6,708,000.00	(2,141,205.01)	4,566,794.99	6,708,000.00	(2,141,205.01)	0.00	0.00	4,566,794.99	170,756.47	726,987.94	703,343.52	2,818,126.00	4,419,213.93	70,316.99	225,096.41	819,669.25	2,924,727.00	4,039,809.56	0.00	147,581.06	369,666.37	9,738.00		
Utility Expenses	3,700,000.00	421,989.60	4,121,989.60	3,700,000.00	421,989.60	0.00	0.00	4,121,989.60	1,053,161.24	864,354.74	1,153,724.05	1,050,749.57	4,121,989.60	727,902.89	1,109,728.91	1,177,875.02	1,067,050.03	4,082,556.85	0.00	0.00	19,932.71	15,500.00			
Water Expenses	5020401000	1,200,000.00	97,564.32	1,297,564.32	1,200,000.00	97,564.32	0.00	0.00	1,297,564.32	385,769.68	296,070.54	311,144.57	1,297,564.32	305,533.23	316,500.45	330,859.38	320,998.93	1,273,891.99	0.00	0.00	0.00	19,500.00			
Electricity Expenses	5020402000	2,500,000.00	324,425.28	2,824,425.28	2,500,000.00	324,425.28	0.00	0.00	2,824,425.28	667,371.36	568,284.20	842,579.48	746,190.24	2,824,425.28	422,569.66	793,226.46	847,051.10	2,808,664.86	0.00	0.00	0.00	15,760.42			
Communication Expenses	314,024.55	6,804,024.55	6,490,000.00	314,024.55	0.00	0.00	6,804,024.55	3,511,221.82	1,795,799.20	384,267.60	927,894.70	6,619,174.22	1,027,592.97	1,478,846.54	1,710,979.70	2,521,940.64	6,239,269.85	0.00	184,850.33	51,558.98	268,345.39				
Postage and Courier Services	5020501000	580,000.00	542,434.85	1,122,434.85	580,000.00	542,434.85	0.00	0.00	1,122,434.85	569,105.00	0.00	0.00	537,545.00	1,106,650.00	283,505.00	8,552.34	5,368.63	537,251.78	834,677.75	0.00	15,784.85	8,099.86	263,872.39		
Telephone Expenses	5020502000	2,927,000.00	(196,423.64)	2,730,576.36	2,927,000.00	(196,423.64)	0.00	0.00	2,730,576.36	34,120.82	1,795,790.10	384,267.60	390,349.70	2,604,528.22	32,144.46	743,295.21	536,612.06	1,257,690.18	2,571,741.89	0.00	126,048.14	28,313.33	4,473.00		
Mobile	5020502001	2,377,000.00	177,256.20	2,554,256.20	2,377,000.00	177,256.20	0.00	0.00	2,554,256.20	4,998.00	1,686,784.23	384,267.60	390,349.70	2,466,390.53	4,841.81	605,584.23	535,497.40	1,257,690.18	2,433,613.20	0.00	87,856.67	28,313.33	4,473.00		
Landline	5020502002	550,000.00	(373,679.84)	176,320.16	550,000.00	(373,679.84)	0.00	0.00	176,320.16	29,122.82	109,005.87	0.00	0.00	138,128.69	27,302.65	107,710.98	3,115.06	0.00	138,128.69	0.00	38,191.47	0.00	0.00		
Internet Subscription Expenses	5020503000	2,985,000.00	(31,986.66)	2,953,013.34	2,985,000.00	(31,986.66)	0.00	0.00	2,953,013.34	2,907,996.00	0.00	0.00	0.00	2,907,996.00	711,853.51	726,999.99	726,999.91	726,999.91	2,892,850.21	0.00	43,017.34	15,145.79	0.00		
Awards/Rewards and Prizes	3,158,000.00	(1,457,204.24)	1,700,795.76	3,158,000.00	(1,457,204.24)	0.00	0.00	1,700,795.76	0.00	414,500.00	30,000.00	840,000.00	1,284,500.00	0.00	334,500.00	59,000.00	891,000.00	1,284,500.00	0.00	416,295.76	0.00	0.00			
Awards/Rewards Expenses	5020601000	0.00	405,000.00	405,000.00	0.00	405,000.00	0.00	0.00	405,000.00	0.00	15,000.00	0.00	310,000.00	405,000.00	0.00	310,000.00	0.00	405,000.00	0.00	0.00	0.00	0.00			
Awards/Rewards Expenses	5020601001	0.00	390,000.00	390,000.00	0.00	390,000.00	0.00	0.00	390,000.00	0.00	390,000.00	0.00	0.00	390,000.00	0.00	310,000.00	59,000.00	21,000.00	390,000.00	0.00	0.00	0.00			
Rewards and Incentives	5020601002	0.00	15,000.00	15,000.00	0.00	15,000.00	0.00	0.00	15,000.00	0.00	0.00	0.00	0.00	0.00	0.00	0.00	15,000.00	15,000.00	0.00	0.00	0.00	0.00			
Prizes	5020602000	3,158,000.00	(1,862,204.24)	1,295,795.76	3,158,000.00	(1,862,204.24)	0.00	0.00	1,295,795.76	0.00	24,500.00	15,000.00	840,000.00	879,500.00	0.00	24,500.00	0.00	855,000.00	879,500.00	0.00	416,295.76	0.00	0.00		
Confidential, Intelligence and Extraordinary	136,000.00	0.00	136,000.00	136,000.00	0.00	0.00	136,000.00	33,900.00	33,900.00	22,600.00	45,200.00	136,000.00	33,900.00	33,900.00	22,600.00	33,900.00	22,600.00	32,441.77	45,200.00	134,141.77	0.00	400.00	0.00	1,458.23	
Extraordinary and Miscellaneous Expenses	5021003000	136,000.00	0.00	136,000.00	136,000.00	0.00	0.00	136,000.00	33,900.00	33,900.00	22,600.00	136,000.00	33,900.00	33,900.00	22,600.00	33,900.00	22,600.00	32,441.77	45,200.00	134,141.77	0.00	400.00	0.00	1,458.23	
Professional Services	28,591,000.00	(415,307.32)	28,175,692.68	28,591,000.00	(415,307.32)	0.00	0.00	28,175,692.68	8,761,385.78	1,544,546.53	11,223,628.65	(1,347,891.74)	20,181,669.22	3,121,162.05	5,376,295.64	4,079,661.86	6,929,394.90	19,506,904.45	7,994,023.46	286,824.97	388,339.81				
Legal Services	5021101000	42,000.00	6,870.00	48,870.00	42,000.00	6,870.00	0.00	0.00	48,870.00	8,200.00	11,300.00	3,650.00	3,000.00	26,150.00	8,200.00	11,300.00	0.00	6,650.00	26,150.00	0.00	22,720.00	0.00	0.00		
Auditing Services	5021102000	200,000.00	0.00	200,000.00	200,000.00	0.00	0.00	200,000.00	1,720.75	115,909.23	36,914.05	2,400.00	156,944.03	1,613.21	6,775.45	140,255.37	5,900.00	154,544.03	43,055.97	0.00	2,400.00				
Consultancy Services	5021103000	12,570,000.00	(4,546,552.51)	8,023,447.49	12,570,000.00	(4,546,552.51)	0.00	0.00	8,023,447.49	0.00	2,500,000.00	(2,404,800.00)	95,200.00	0.00	0.00	89,250.00	89,250.00	7,928,247.49	5,950.00	0.00					
Consultancy Services	5021103002	12,570,000.00	(4,546,552.51)	8,023,447.49	12,570,000.00	(4,546,552.51)	0.00	0.00	8,023,447.49	0.00	2,500,000.00	(2,404,800.00)	95,200.00	0.00	0.00	89,250.00	89,250.00	7,928,247.49	5,950.00	0.00					
Other Professional Services	5021199000	15,779,000.00	4,124,375.19	19,903,375.19	15,779,000.00	4,124,375.19	0.00	0.00	19,903,375.19	8,751,465.03	1,417,337.30	8,683,064.60	1,051,508.26	19,903,375.19	3,111,348.84	5,358,220.19	3,939,406.49	6,827,594.90	19,236,560.42	0.00	290,874.97	385,939.81			
General Services	7,200,000.00	(91,927.94)	7,108,072.06	7,200,000.00	(91,927.94)	0.00	0.00	7,108,072.06	2,711,353.79	676,003.75	1,373,263.81	1,384,530.72	6,145,152.07	533,888.34	860,284.23	1,782,603.36	2,210,465.84	5,387,241.77	962,919.99	34,773.76	723,136.54				
Janitorial Services	5021202000	2,600,000.00	(32,036.32)	2,567,963.68	2,600,000.00	(32,036.32)	0.00	0.00	2,567,963.68	2,371,854.72	0.00	0.00	2,371,854.72	194,389.27	184,280.48	776,899.42	825,867.47	1,981,436.64	196,108.96	13,122.22	377,295.88				
Security Services	5021203000	4,600,000.00	(99,891.62)	4,500,108.38	4,600,000.00	(99,891.62)	0.00	0.00	4,500,108.38	339,499.07	676,003.75	1,373,263.81	1,384,530.72	339,499.07	676,003.75	1,005,703.94	1,384,598.37	3,405,805.13	766,811.03	21,651.54	345,840.61				
Repairs and Maintenance	284,459.16	1,353,537.00	429,875.19	1,508,891.16	1,353,537.00	429,875.19	0.00	0.00	1,508,891.16	150,880.15	338,800.15	1,051,508.26	3,121,162.05	98,687.50	403,489.69	506,987.50	1,065,930.29	50,482.81	389,540.00						
Repairs and Maintenance - Buildings and Other	5021304000	784,000.00	(117,413.68)	666,586.32	784,000.00	(117,413.68)	0.00	0.00	666,586.32	96,500.00	126,279.00	32,624.50	314,252.53	569,656.03	0.00	122,490.07	63,688.93	76,954.22	263,133.22	0.00	96,930.29	21,982.81	284,540.00		
Buildings	5021304001	784,000.00	(117,413.68)	666,586.32	784,000.00	(117,413.68)	0.00	0.00	666,586.32	96,500.00	126,279.00	32,624.50	314,252.53	569,656.03	0.00	122,490.07</									

Department : Department of Agriculture (DA)
 Agency/Entity : Philippine Council for Agriculture and Fisheries
 Operating Unit : < not applicable >
 Organization Code (UACS) : 05 013 000000
 Fund Cluster : 01 - Regular Agency Fund

X Current Year Appropriations
 Supplemental Appropriations
 Continuing Appropriations

Obligations

Particulars	UACS CODE	Appropriations								Obligations								Disbursements								Balances			
		Authorized Appropriations	Adjustments (Transfer To/From, Modifications/ Augmentations)	Adjusted Appropriations	Allotments Received	Adjustments (Reductions, Modifications/ Augmentations)	Transfer To	Transfer From	Adjusted Allotments	1st Quarter Ending March 31	2nd Quarter Ending June 30	3rd Quarter Ending September 30	4th Quarter Ending December 31	Total	1st Quarter Ending March 31	2nd Quarter Ending June 30	3rd Quarter Ending September 30	4th Quarter Ending December 31	Total	Unreleased Appropriations	Unobligated Allotments	Unpaid Obligations (15-20)=(23+24)							
1	2	3	4	5=(3+4)	6	7	8	9	10=(6+7)-(8+9)	11	12	13	14	15=(11+12+13+14)	16	17	18	19	20=(16+17+18+19)	21=(5-10)	22=(10-15)	23	24						
Other Maintenance and Operating Expenses	502999000	6,581,000.00	5,684,972.40	12,265,972.40	6,581,000.00	5,684,972.40	0.00	0.00	12,265,972.40	206,344.50	3,432,027.67	2,524,355.54	6,086,323.89	12,249,051.60	94,901.00	3,408,875.69	2,169,074.82	6,195,199.79	11,868,051.30	0.00	16,920.80	329,590.76	51,409.52						
Other Maintenance and Operating Expenses	502999009	6,581,000.00	5,684,972.40	12,265,972.40	6,581,000.00	5,684,972.40	0.00	0.00	12,265,972.40	206,344.50	3,432,027.67	2,524,355.54	6,086,323.89	12,249,051.60	94,901.00	3,408,875.69	2,169,074.82	6,195,199.79	11,868,051.30	0.00	16,920.80	329,590.76	51,409.52						
Capital Outlays		987,000.00	0.00	987,000.00	987,000.00	0.00	0.00	0.00	987,000.00	0.00	452,671.10	331,850.00	0.00	784,521.10	0.00	452,671.10	269,000.00	62,850.00	784,521.10	0.00	202,478.90	0.00	0.00						
Property, Plant and Equipment Outlay		987,000.00	0.00	987,000.00	987,000.00	0.00	0.00	0.00	987,000.00	0.00	452,671.10	331,850.00	0.00	784,521.10	0.00	452,671.10	269,000.00	62,850.00	784,521.10	0.00	202,478.90	0.00	0.00						
Machinery and Equipment Outlay	5060405000	987,000.00	0.00	987,000.00	987,000.00	0.00	0.00	0.00	987,000.00	0.00	452,671.10	331,850.00	0.00	784,521.10	0.00	452,671.10	269,000.00	62,850.00	784,521.10	0.00	202,478.90	0.00	0.00						
Information and Communication Technology Equipment	5060405003	987,000.00	0.00	987,000.00	987,000.00	0.00	0.00	0.00	987,000.00	0.00	452,671.10	331,850.00	0.00	784,521.10	0.00	452,671.10	269,000.00	62,850.00	784,521.10	0.00	202,478.90	0.00	0.00						
B. AUTOMATIC APPROPRIATIONS		4,711,000.00	114,368.00	4,825,368.00	4,825,368.00	0.00	0.00	0.00	4,825,368.00	1,301,089.27	1,310,700.61	1,331,259.41	882,318.71	4,825,368.00	1,295,321.68	1,316,467.40	1,331,259.41	882,318.71	4,825,368.00	0.00	0.00	0.00	0.00						
Retirement and Life Insurance Premiums		4,711,000.00	114,368.00	4,825,368.00	4,825,368.00	0.00	0.00	0.00	4,825,368.00	1,301,089.27	1,310,700.61	1,331,259.41	882,318.71	4,825,368.00	1,295,321.68	1,316,467.40	1,331,259.41	882,318.71	4,825,368.00	0.00	0.00	0.00	0.00						
C. SPECIAL PURPOSE FUNDS		0.00	34,987,908.00	34,987,908.00	0.00	34,987,908.00	0.00	0.00	34,987,908.00	9,691,801.91	2,098,830.43	10,851,196.23	7,753,935.80	30,395,664.37	7,866,018.00	2,688,668.90	6,839,679.22	12,427,450.68	20,763,716.18	0.00	4,992,343.63	432,026.41	199,821.7	0.00					
Miscellaneous Personnel Benefits Fund		0.00	1,866,176.00	1,866,176.00	0.00	1,866,176.00	0.00	0.00	1,866,176.00	1,844,105.87	22,069.45	0.00	0.00	1,866,176.32	0.00	1,866,175.32	0.00	0.00	1,866,175.32	0.00	0.68	0.00	0.00						
Other Compensation	5010200000	0.00	1,866,176.00	1,866,176.00	0.00	1,866,176.00	0.00	0.00	1,866,176.00	1,844,105.87	22,069.45	0.00	0.00	1,866,176.32	0.00	1,866,175.32	0.00	0.00	1,866,175.32	0.00	0.68	0.00	0.00						
Other Bonuses and Allowances		0.00	1,866,176.00	1,866,176.00	0.00	1,866,176.00	0.00	0.00	1,866,176.00	1,844,105.87	22,069.45	0.00	0.00	1,866,176.32	0.00	1,866,175.32	0.00	0.00	1,866,175.32	0.00	0.68	0.00	0.00						
Performance Based Bonus - Civilian	5010290014	0.00	1,866,176.00	1,866,176.00	0.00	1,866,176.00	0.00	0.00	1,866,176.00	1,844,105.87	22,069.45	0.00	0.00	1,866,176.32	0.00	1,866,175.32	0.00	0.00	1,866,175.32	0.00	0.68	0.00	0.00						
Pension and Gratuity Fund		0.00	4,758,150.00	4,758,150.00	0.00	4,758,150.00	0.00	0.00	4,758,150.00	0.00	102,556.64	4,588,036.17	67,554.12	4,758,146.93	0.00	102,556.64	4,588,036.17	67,554.12	4,758,146.93	0.00	3.07	0.00	0.00						
Other Personnel Benefits	5010400000	0.00	4,758,150.00	4,758,150.00	0.00	4,758,150.00	0.00	0.00	4,758,150.00	0.00	102,556.64	4,588,036.17	67,554.12	4,758,146.93	0.00	102,556.64	4,588,036.17	67,554.12	4,758,146.93	0.00	3.07	0.00	0.00						
Terminal Leave Benefits		0.00	4,758,150.00	4,758,150.00	0.00	4,758,150.00	0.00	0.00	4,758,150.00	0.00	102,556.64	4,588,036.17	67,554.12	4,758,146.93	0.00	102,556.64	4,588,036.17	67,554.12	4,758,146.93	0.00	3.07	0.00	0.00						
Terminal Leave Benefits - Civilian	5010403001	0.00	4,758,150.00	4,758,150.00	0.00	4,758,150.00	0.00	0.00	4,758,150.00	0.00	102,556.64	4,588,036.17	67,554.12	4,758,146.93	0.00	102,556.64	4,588,036.17	67,554.12	4,758,146.93	0.00	3.07	0.00	0.00						
Support to Foreign-Assisted Projects		0.00	22,086,252.00	22,086,252.00	0.00	22,086,252.00	0.00	0.00	22,086,252.00	7,847,696.64	1,974,004.34	6,263,160.06	1,409,051.68	17,493,912.12	7,808,018.00	719,393.94	2,351,543.05	6,355,204.41	17,134,792.40	0.00	4,592,339.88	159,387.94	199,821.7						
Traveling Expenses	5020100000	0.00	1,503,805.04	1,503,805.04	0.00	1,503,805.04	0.00	0.00	1,503,805.04	722,795.04	5,509.00	578,420.66	197,080.34	1,503,805.04	722,795.04	5,509.00	578,420.66	141,873.84	1,433,098.54	0.00	58,055.00	2,651.5	0.00						
Traveling Expenses - Local	5020101000	0.00	1,503,805.04	1,503,805.04	0.00	1,503,805.04	0.00	0.00	1,503,805.04	722,795.04	5,509.00	578,420.66	197,080.34	1,503,805.04	722,795.04	5,509.00	578,420.66	141,873.84	1,433,098.54	0.00	58,055.00	2,651.5	0.00						
Supplies and Materials Expenses	5020300000	0.00	2,072,710.94	2,072,710.94	0.00	2,072,710.94	0.00	0.00	2,072,710.94	66,931.00	1,206,253.94	7,000.00	696,526.94	1,976,710.94	64,252.96	61,756.98	655,583.01	1,125,163.60	1,906,756.55	0.00	96,000.00	46,845.50	23,108.8						
Office Supplies Expenses	5020301002	0.00	0.00	0.00	0.00	0.00	0.00	0.00	0.00	0.00	55,265.00	(55,265.00)	0.00	0.00	0.00	0.00	0.00	0.00	0.00	0.00	0.00	0.00	0.00						
Accountable Forms Expenses	5020302000	0.00	9,890.00	9,890.00	0.00	9,890.00	0.00	0.00	9,890.00	0.00	9,890.00	0.00	0.00	9,890.00	0.00	9,890.00	0.00	9,890.00	0.00	0.00	0.00	0.00	0.00						
Fuel, Oil and Lubricants Expenses	5020309000	0.00	66,706.00	66,706.00	0.00	66,706.00	0.00	0.00	66,706.00	6,106.00	45,600.00	7,000.00	6,000.00	66,706.00	8,100.00	2,500.00	22,408.01	22,901.85	55,915.88	0.00	0.00	0.00	10,790.1						
Office Equipment	5020321002	0.00	103,766.00	103,766.00	0.00	103,766.00	0.00	0.00	103,766.00	6,285.00	0.00	55,265.00	42,216.00	103,766.00	6,285.00	0.00	55,265.00	39,954.43	101,504.43	0.00	0.00	2,261.57	0.00						
Information and Communications Technology Equipment	5020321003	0.00	1,199,030.00	1,199,030.00	0.00	1,199,030.00	0.00	0.00	1,199,030.00	0.00	558,000.00	0.00	641,030.00	0.00	0.00	558,000.00	604,211.25	1,162,211.25	0.00	0.00	24,500.00	12,318.7	0.00						
Semi-Expendable Furniture, Fixtures and Books Expenses	5020322000	0.00	470,900.00	470,900.00	0.00	470,900.00	0.00	0.00	470,900.00	0.00	470,900.00	0.00	(96,000.00)	374,900.00	0.00	0.00	354,816.07	354,816.07	96,000.00	0.00	20,083.93	0.00	0.00						
Other Supplies and Materials Expenses	5020399000	0.00	222,418.94	222,418.94	0.00	222,418.94	0.00	0.00	222,418.94	52,540.00	66,598.94	0.00	103,280.00	222,418.94	49,861.96	49,366.98	19,910.00	103,280.00	222,418.94	0.00	0.00	0.00	0.00						
Professional Services	5021100000	0.00	12,832,634.63	12,832,634.63	0.00	12,832,634.63	0.00	0.00	12,832,634.63	7,004,000.00	495,941.40	5,154,842.40	176,350.83	12,831,134.63	7,001,500.00	373,445.96	489,212.38	4,792,801.46	12,656,959.80	1,500.00	1,242.44	172,932.1	0.00						
Other Professional Services		0.00	12,832,634.63	12,832,634.63	0.00	12,832,634.63	0.00	0.00	12,832,634.63	7,004,000.00	495,941.40	5,154,842.40	176,350.83	12,831,134.63	7,001,500.00	373,445.96	489,212.38	4,792,801.46	12,656,959.80	1,500.00	1,242.44	172,932.1	0.00						
Legal Services	5021101000	0.00	4,000.00	4,000.00	0.00	4,000.00	0.00	0.00	4,000.00	0.00	2,500.00	1,500.00	0.00	4,000.00	0.00	1,500.00	0.00	2,500.00	0.00	0.00	1,500.00	0.00	0.00						
Consultancy Services	5021103002	0.00	11,000,000.00	11,000,000.00	0.00	11,000,000.00	0.00	0.00	11,000,000.00	7,000,000.00	0.00	4,000,000.00	0.00	11,000,000.00	7,000,000.00	0.00	4,000,000.00	11,000,000.00	0.00	0.00	0.00	0.00	0.00						
Other Professional Services	5021199000	0.00	1,828,634.63	1,828,634.63	0.00	1,828,634.63	0.00	0.00	1,828,634.63	0.00	498,441.40	1,163,842.40	176,350.83	1,828,634.63	0.00	373,445.96	489,212.38	792,801.46	1,654,459.80	0.00	1,242.44	172,932.1	0.00						
Financial Assistance/Subsidy	5021400000	0.00	4,494,839.88	4,494,839.88	0.00	4,494,839.88	0.00	0.00	4,494,839.88	0.00	0.00	0.00	0.00	4,494,839.88	0.00	0.00	0.00	0.00	4,494,839.88	0.00									

SUMMARY OF APPROPRIATIONS, ALLOTMENTS, OBLIGATIONS, DISBURSEMENTS AND BALANCES BY OBJECT OF EXPENDITURES

As at the Quarter Ending December 31, 2023

Department : Department of Agriculture (DA)
 Agency/Entity : Philippine Council for Agriculture and Fisheries
 Operating Unit : < not applicable >
 Organization Code (UACS) : 05 013 000000
 Fund Cluster : 01 - Regular Agency Fund

	Current Year Appropriations
	Supplemental Appropriations
X	Continuing Appropriations

(e.g. UACS Fund Cluster: 01-Regular Agency Fund, 02-Foreign Assisted Projects Fund, 03-Special Account-Locally Funded/Domestic Grants Fund, and 04-Special Account-Foreign Assisted/Foreign Grants Fund)


Particulars	UACS CODE	Appropriations					Allotments					Obligations				Disbursements				Balances			
		Authorized Appropriations	Adjustments (Transfer To/From, Modifications/ Augmentations)	Adjusted Appropriations	Allotments Received	Adjustments (Reductions, Modifications/ Augmentations)	Transfer To	Transfer From	Adjusted Allotments	1st Quarter Ending March 31	2nd Quarter Ending June 30	3rd Quarter Ending September 30	4th Quarter Ending December 31	Total	1st Quarter Ending March 31	2nd Quarter Ending June 30	3rd Quarter Ending September 30	4th Quarter Ending December 31	Total	Unreleased Appropriations	Unobligated Allotments	Unpaid Obligations (15-20)=(23+24)	
		3	4	5=(3+4)	6	7	8	9	10=[(8+9)-3+9]	11	12	13	14	15=(11+12+13+14)	16	17	18	19	20=(16+17+18+19)	21=(5-10)	22=(10-15)	23	24
SUMMARY		10,958,046.79	0.00	10,958,046.79	10,958,046.79	0.00	0.00	0.00	10,958,046.79	8,096,472.17	2,209,959.19	114,210.00	0.00	10,420,641.36	3,336,902.07	5,008,065.51	1,191,302.00	587,466.78	10,123,766.36	0.00	537,405.43	11,875.00	285,000.00
LAGENCY SPECIFIC BUDGET		10,958,046.79	0.00	10,958,046.79	10,958,046.79	0.00	0.00	0.00	10,958,046.79	8,096,472.17	2,209,959.19	114,210.00	0.00	10,420,641.36	3,336,902.07	5,008,065.51	1,191,302.00	587,466.78	10,123,766.36	0.00	537,405.43	11,875.00	285,000.00
Maintenance and Other Operating Expenses		10,772,440.79	0.00	10,772,440.79	10,772,440.79	0.00	0.00	0.00	10,772,440.79	8,096,472.17	2,089,959.19	70,220.00	0.00	10,266,851.36	3,336,902.07	5,008,065.51	1,071,302.00	543,508.78	9,959,776.38	0.00	515,789.43	11,875.00	285,000.00
Traveling Expenses		480,331.84	352,175.49	832,507.33	480,331.84	352,175.49	0.00	0.00	832,507.33	657,520.00	140,136.32	0.00	0.00	797,656.32	323,520.00	474,136.32	0.00	0.00	797,656.32	0.00	34,851.01	0.00	0.00
Traveling Expenses - Local	5020101000	467,930.70	214,440.31	672,371.01	467,930.70	214,440.31	0.00	0.00	672,371.01	637,520.00	0.00	0.00	0.00	637,520.00	303,520.00	334,000.00	0.00	0.00	637,520.00	0.00	34,851.01	0.00	0.00
Traveling Expenses - Foreign	5020102000	22,401.14	137,735.18	160,136.32	22,401.14	137,735.18	0.00	0.00	160,136.32	20,000.00	140,136.32	0.00	0.00	160,136.32	20,000.00	140,136.32	0.00	0.00	160,136.32	0.00	0.00	0.00	0.00
Training and Scholarship Expenses		978,492.44	(558,492.44)	420,000.00	978,492.44	(558,492.44)	0.00	0.00	420,000.00	420,000.00	0.00	0.00	0.00	420,000.00	420,000.00	0.00	0.00	0.00	420,000.00	0.00	0.00	0.00	0.00
Training Expenses	5020201000	978,492.44	(558,492.44)	420,000.00	978,492.44	(558,492.44)	0.00	0.00	420,000.00	420,000.00	0.00	0.00	0.00	420,000.00	420,000.00	0.00	0.00	0.00	420,000.00	0.00	0.00	0.00	0.00
Training Expenses	5020201002	978,492.44	(558,492.44)	420,000.00	978,492.44	(558,492.44)	0.00	0.00	420,000.00	420,000.00	0.00	0.00	0.00	420,000.00	420,000.00	0.00	0.00	0.00	420,000.00	0.00	0.00	0.00	0.00
Supplies and Materials Expenses		1,412,736.76	(667,943.30)	844,793.46	1,412,736.76	(667,943.30)	0.00	0.00	844,793.46	331,805.26	442,768.20	70,220.00	0.00	844,793.46	35,855.16	471,694.62	241,862.00	95,381.78	844,793.46	0.00	6.60	0.00	0.00
Office Supplies Expenses	5020301000	482,292.72	(361,791.51)	120,501.21	482,292.72	(361,791.51)	0.00	0.00	120,501.21	26,558.01	93,943.20	0.00	0.00	120,501.21	26,558.01	45,980.38	47,962.82	0.00	120,501.21	0.00	0.00	0.00	0.00
Office Supplies Expenses	5020301002	482,292.72	(361,791.51)	120,501.21	482,292.72	(361,791.51)	0.00	0.00	120,501.21	26,558.01	93,943.20	0.00	0.00	120,501.21	26,558.01	45,980.38	47,962.82	0.00	120,501.21	0.00	0.00	0.00	0.00
Fuel, Oil and Lubricants Expenses	5020309000	310,488.70	(310,488.70)	0.00	310,488.70	(310,488.70)	0.00	0.00	0.00	0.00	0.00	0.00	0.00	0.00	0.00	0.00	0.00	0.00	0.00	0.00	0.00	0.00	0.00
Semi-Expendable Machinery and Equipment	5020321000	0.00	296,195.00	296,195.00	0.00	296,195.00	0.00	0.00	296,195.00	8,450.00	219,765.00	67,980.00	0.00	296,195.00	0.00	101,665.00	190,888.22	3,641.78	296,195.00	0.00	0.00	0.00	0.00
Office Equipment	5020321002	0.00	175,830.00	175,830.00	0.00	175,830.00	0.00	0.00	175,830.00	0.00	107,850.00	67,980.00	0.00	175,830.00	0.00	0.00	172,198.22	3,641.78	175,830.00	0.00	0.00	0.00	0.00
Information and Communications Technology	5020321003	0.00	120,365.00	120,365.00	0.00	120,365.00	0.00	0.00	120,365.00	8,450.00	111,915.00	0.00	0.00	120,365.00	0.00	101,665.00	18,700.00	0.00	120,365.00	0.00	0.00	0.00	0.00
Semi-Expendable Furniture, Fixtures and Books	5020322000	0.00	116,200.00	116,200.00	0.00	116,200.00	0.00	0.00	116,200.00	0.00	116,200.00	0.00	0.00	116,200.00	0.00	26,700.00	0.00	89,500.00	116,200.00	0.00	0.00	0.00	0.00
Semi-Expendable Furniture, Fixtures and Books	5020322003	0.00	116,200.00	116,200.00	0.00	116,200.00	0.00	0.00	116,200.00	0.00	116,200.00	0.00	0.00	116,200.00	0.00	26,700.00	0.00	89,500.00	116,200.00	0.00	0.00	0.00	0.00
Other Supplies and Materials Expenses	5020399000	619,955.34	(308,058.09)	311,897.25	619,955.34	(308,058.09)	0.00	0.00	311,897.25	296,737.25	12,800.00	2,240.00	0.00	311,897.25	9,297.15	297,349.14	3,010.98	2,240.00	311,897.25	0.00	0.00	0.00	0.00
Utility Expenses		205,141.60	(165,141.60)	40,000.00	205,141.60	(165,141.60)	0.00	0.00	40,000.00	40,000.00	0.00	0.00	0.00	40,000.00	40,000.00	0.00	0.00	0.00	40,000.00	0.00	0.00	0.00	0.00
Water Expenses	5020401000	205,141.60	(165,141.60)	40,000.00	205,141.60	(165,141.60)	0.00	0.00	40,000.00	40,000.00	0.00	0.00	0.00	40,000.00	40,000.00	0.00	0.00	0.00	40,000.00	0.00	0.00	0.00	0.00
Communication Expenses		2,066,907.89	(1,165,598.99)	901,310.90	2,066,907.89	(1,165,598.99)	0.00	0.00	901,310.90	800,000.00	101,310.90	0.00	0.00	901,310.90	800,000.00	101,310.90	0.00	0.00	901,310.90	0.00	0.00	0.00	0.00
Telephone Expenses	5020502000	0.00	101,310.90	101,310.90	0.00	101,310.90	0.00	0.00	101,310.90	0.00	101,310.90	0.00	0.00	101,310.90	0.00	101,310.90	0.00	0.00	101,310.90	0.00	0.00	0.00	0.00
Mobile	5020502001	0.00	101,310.90	101,310.90	0.00	101,310.90	0.00	0.00	101,310.90	0.00	101,310.90	0.00	0.00	101,310.90	0.00	101,310.90	0.00	0.00	101,310.90	0.00	0.00	0.00	0.00
Internet Subscription Expenses	5020503000	2,066,907.89	(1,266,907.89)	800,000.00	2,066,907.89	(1,266,907.89)	0.00	0.00	800,000.00	800,000.00	0.00	0.00	0.00	800,000.00	800,000.00	0.00	0.00	0.00	800,000.00	0.00	0.00	0.00	0.00
Awards/Rewards and Prizes		475,407.00	(150,598.18)	324,808.82	475,407.00	(150,598.18)	0.00	0.00	324,808.82	0.00	0.00	0.00	0.00	324,808.82	0.00	0.00	0.00	0.00	324,808.82	0.00	0.00	0.00	0.00
Prizes	5020902000	475,407.00	(150,598.18)	324,808.82	475,407.00	(150,598.18)	0.00	0.00	324,808.82	0.00	0.00	0.00	0.00	324,808.82	0.00	0.00	0.00	0.00	324,808.82	0.00	0.00	0.00	0.00
Professional Services		5,119,244.26	(2,423,796.23)	2,695,448.03	5,119,244.26	(2,423,796.23)	0.00	0.00	2,695,448.03	1,601,294.91	952,202.52	0.00	0.00	2,553,497.43	1,801,294.91	2,202.52	285,000.00	368,125.00	2,256,622.43	0.00	141,950.60	11,875.00	285,000.00
Consultancy Services	5021103000	3,607,070.63	(2,297,070.63)	1,310,000.00	3,607,070.63	(2,297,070.63)	0.00	0.00	1,310,000.00	360,000.00	950,000.00	0.00	0.00	1,310,000.00	360,000.00	0.00	265,000.00	368,125.00	1,013,125.00	0.00	0.00	11,875.00	285,000.00
ICT Consultancy Services	5021103001	315,340.46	634,659.54	950,000.00	315,340.46	634,659.54	0.00	0.00	950,000.00	0.00	950,000.00	0.00	0.00	950,000.00	0.00	0.00	285,000.00	368,125.00	853,125.00	0.00	0.00	11,875.00	285,000.00
Consultancy Services	5021103002	3,291,730.17	(2,931,730.17)	360,000.00	3,291,730.17	(2,931,730.17)	0.00	0.00	360,000.00	360,000.00	0.00	0.00	0.00	360,000.00	360,000.00	0.00	0.00	0.00	360,000.00	0.00	0.00	0.00	0.00
Other Professional Services	5021199000	1,512,173.63	(128,725.60)	1,385,448.03	1,512,173.63	(128,725.60)	0.00	0.00	1,385,448.03	1,241,294.91	2,202.52	0.00	0.00	1,243,497.43	1,241,294.91	2,202.52	0.00	0.00	1,243,497.43	0.00	0.00	0.00	141,950.60
General Services		0.00	108,441.25	108,441.25	0.00	108,441.25	0.00	0.00	108,441.25	0.00	108,441.25	0.00	0.00	108,441.25	0.00	108,441.25	0.00	0.00	108,441.25	0.00	0.00	0.00	0.00
Janitorial Services	5021202000	0.00	108,441.25	108,441.25	0.00	108,441.25	0.00	0.00	108,441.25	0.00	108,441.25	0.00	0.00	108,441.25	0.00	108,441.25	0.00	0.00	108,441.25	0.00	0.00	0.00	0.00
Repairs and Maintenance		34,179.00	0.00	34,179.00	34,179.00	0.00	0.00	0.00	34,179.00	20,000.00	0.00	0.00	0.00	20,000.00	20,000.00	0.00	0.00	0.00	34,179.00	0.00	0.00	0.00	0.00
Repairs and Maintenance - Transportation	5021305000	34,179.00	0.00	34,179.00	34,179.00	0.00	0.00	0.00	34,														


Department : Department of Agriculture (DA)
 Agency/Entity : Philippine Council for Agriculture and Fisheries
 Operating Unit : < not applicable >
 Organization Code (UACS) : 05 013 0000000
 Fund Cluster : 01 - Regular Agency Fund


	Current Year Appropriations
	Supplemental Appropriations
X	Continuing Appropriations


(e.g. UACS Fund Cluster: 01-Regular Agency Fund, 02-Foreign Assisted Projects Fund, 03-Special Account-Locally Funded/Domestic Grants Fund, and 04-Special Account-Foreign Assisted/Foreign Grants Fund)

Particulars	UACS CODE	Appropriations					Allotments				Obligations				Disbursements				Balances				
		Authorized Appropriations	Adjustments (Transfer To/From, Reductions/ Augmentations)	Adjusted Appropriations	Allotments Received	Adjustments (Reductions, Modifications/ Augmentations)	Transfer To	Transfer From	Adjusted Allotments	1st Quarter Ending March 31	2nd Quarter Ending June 30	3rd Quarter Ending September 30	4th Quarter Ending December 31	Total	1st Quarter Ending March 31	2nd Quarter Ending June 30	3rd Quarter Ending September 30	4th Quarter Ending December 31	Total	Unreleased Appropriations	Unobligated Allotments	Unpaid Obligations (15-20)=(23+24)	
1	2	3	4	5=(3+4)	6	7	8	9	10=[(8+(-17))+9+10]	11	12	13	14	15=[11+12+13+14]	16	17	18	19	20=[16+17+18+19]	21=(5-10)	22=(10-15)	23	24
Office Equipment	5060405002	0.00	163,890.00	163,890.00	0.00	163,890.00	0.00	0.00	163,890.00	0.00	120,000.00	43,990.00	0.00	163,990.00	0.00	0.00	120,000.00	43,990.00	163,990.00	0.00	0.00	0.00	0.00
Information and Communication Technology	5060405003	28,636.00	(22,020.00)	6,616.00	28,636.00	(22,020.00)	0.00	0.00	6,616.00	0.00	0.00	0.00	0.00	0.00	0.00	0.00	0.00	0.00	0.00	0.00	6,616.00	0.00	0.00
ICT Software	5060405015	141,970.00	(141,970.00)	0.00	141,970.00	(141,970.00)	0.00	0.00	0.00	0.00	0.00	0.00	0.00	0.00	0.00	0.00	0.00	0.00	0.00	0.00	0.00	0.00	0.00
IRAND TOTAL		10,958,048.79	0.00	10,958,048.79	10,958,048.79	0.00	0.00	0.00	10,958,048.79	8,096,472.17	2,209,959.19	114,210.00	0.00	10,420,641.36	3,336,902.07	5,008,065.51	1,191,302.00	597,498.78	10,123,708.36	0.00	537,405.63	11,875.00	285,000.00

Certified Correct:

 JOSE REDENOR H. BESENO
 Chief, Budget Section
 Date: January 28, 2024 10:39 PM

Certified Correct:

 JEOHHHT. BRYAN
 OIC-Chief, Accounting
 Date: January 28, 2024 10:39 PM

Recommended Approval By:

 MARISSA K. LO
 OIC-Chief, AFMD
 Date: January 28, 2024 11:04 PM

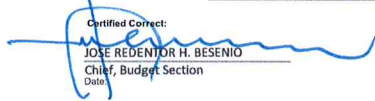
Approved:

 JULIETA C. OPLENCIA
 OIC-Executive Director
 Date: January 28, 2024 11:07 PM

List of Allotments and Sub-Allotments
As at the Quarter Ending December 31, 2023

Department : Department of Agriculture (DA)
 Agency/Entity : Philippine Council for Agriculture and Fisheries
 Operating Unit : < not applicable >
 Organization Code (UACS) : 05 013 0000000
 Fund Cluster : 01 - Regular Agency Fund
 (e.g. UACS Fund Cluster: 01-Regular Agency Fund, 02-Foreign Assisted Projects Fund, 03-Special Account-Locally Funded/Domestic Grants Fund, and 04-Special Account-Foreign Assisted/Foreign Grants Fund)


X	Current Year Appropriations
	Supplemental Appropriations
	Continuing Appropriations


No.	Allotments/Sub-Allotments Reference		Funding Source		Allotments/Sub-Allotments received from CO/ROs/OUs					Sub-Allotments to ROs/OUs					Total Allotments/Net of Sub-allotments				
	Number	Date	Description	UACS CODE	PS	MOOE	FinEx	CO	Sub-Total	PS	MOOE	FinEx	CO	Total	PS	MOOE	FinEx	CO	Total
1	2	3	4	5	6	7	8	9	10=(6+7+8+9)	11	12	13	14	15=(11+12+13+14)	16=(6+11)	17=(7+12)	18=(8+13)	19=(9+14)	20=(16+17+18+19)
A. Allotments received from DBM																			
1	GAA Items released through GAA as Allotment Order per Annex A of NBC No. 590	2023-01-03	Specific Budgets of National Government Agencies	101101	51,380,000.00	140,251,000.00	0.00	987,000.00	192,618,000.00	0.00	0.00	0.00	0.00	0.00	51,380,000.00	140,251,000.00	0.00	987,000.00	192,618,000.00
2	Items For Release through GARO per Annex C of NBC No. 590	2023-01-03	Retirement and Life Insurance Premiums	104102	4,711,000.00	0.00	0.00	0.00	4,711,000.00	0.00	0.00	0.00	0.00	0.00	4,711,000.00	0.00	0.00	0.00	4,711,000.00
3	SARO-BMB-E-23-0012921	2023-02-08	Support to Foreign-Assisted Projects	105428	0.00	22,086,252.00	0.00	0.00	22,086,252.00	0.00	0.00	0.00	0.00	0.00	0.00	22,086,252.00	0.00	0.00	22,086,252.00
4	SARO-BMB-E-23-0015372	2023-03-29	Miscellaneous Personnel Benefits Fund	101406	1,866,176.00	0.00	0.00	0.00	1,866,176.00	0.00	0.00	0.00	0.00	0.00	1,866,176.00	0.00	0.00	0.00	1,866,176.00
5	SARO-BMB-E-23-0016096	2023-04-19	Pension and Gratuity Fund	101407	16,476.00	0.00	0.00	0.00	16,476.00	0.00	0.00	0.00	0.00	0.00	16,476.00	0.00	0.00	0.00	16,476.00
6	SARO-BMB-E-23-0017651	2023-05-29	Pension and Gratuity Fund	101407	86,081.00	0.00	0.00	0.00	86,081.00	0.00	0.00	0.00	0.00	0.00	86,081.00	0.00	0.00	0.00	86,081.00
7	SARO-BMB-E-23-0020059	2023-07-21	Pension and Gratuity Fund	101407	59,394.00	0.00	0.00	0.00	59,394.00	0.00	0.00	0.00	0.00	0.00	59,394.00	0.00	0.00	0.00	59,394.00
8	SARO-BMB-E-23-0023504	2023-09-14	Pension and Gratuity Fund	101407	335,581.00	0.00	0.00	0.00	335,581.00	0.00	0.00	0.00	0.00	0.00	335,581.00	0.00	0.00	0.00	335,581.00
9	SARO-BMB-E-23-0023560	2023-09-15	Pension and Gratuity Fund	101407	21,316.00	0.00	0.00	0.00	21,316.00	0.00	0.00	0.00	0.00	0.00	21,316.00	0.00	0.00	0.00	21,316.00
10	SARO-BMB-E-23-0023799	2023-09-25	Pension and Gratuity Fund	101407	4,171,747.00	0.00	0.00	0.00	4,171,747.00	0.00	0.00	0.00	0.00	0.00	4,171,747.00	0.00	0.00	0.00	4,171,747.00
11	SARO-BMB-E-23-0026094	2023-11-24	Pension and Gratuity Fund	101407	67,555.00	0.00	0.00	0.00	67,555.00	0.00	0.00	0.00	0.00	0.00	67,555.00	0.00	0.00	0.00	67,555.00
12	SARO-BMB-E-23-0026472	2023-12-05	Miscellaneous Personnel Benefits Fund-Staffing Modifications/ Upgrading of Salaries (Civilian)	105559	6,277,330.00	0.00	0.00	0.00	6,277,330.00	0.00	0.00	0.00	0.00	0.00	6,277,330.00	0.00	0.00	0.00	6,277,330.00
13	SARO-BMB-E-23-0026473	2023-12-05	Retirement and Life Insurance Premiums	104102	114,368.00	0.00	0.00	0.00	114,368.00	0.00	0.00	0.00	0.00	0.00	114,368.00	0.00	0.00	0.00	114,368.00
14	SARO-BMB-E-23-0027456	2023-12-28	Specific Budgets of National Government Agencies	101101	1,796,000.00	(1,796,000.00)	0.00	0.00	0.00	0.00	0.00	0.00	0.00	0.00	1,796,000.00	(1,796,000.00)	0.00	0.00	0.00
Sub-Total					70,903,024.00	160,541,252.00	0.00	987,000.00	232,431,276.00	0.00	0.00	0.00	0.00	0.00	70,903,024.00	160,541,252.00	0.00	987,000.00	232,431,276.00
Total Allotments					70,903,024.00	160,541,252.00	0.00	987,000.00	232,431,276.00	0.00	0.00	0.00	0.00	0.00	70,903,024.00	160,541,252.00	0.00	987,000.00	232,431,276.00
Summary by Funding Source Code:																			
Specific Budgets of National Government Agencies				101101	53,176,000.00	138,455,000.00	0.00	987,000.00	192,618,000.00	0.00	0.00	0.00	0.00	0.00	53,176,000.00	138,455,000.00	0.00	987,000.00	192,618,000.00
Miscellaneous Personnel Benefits Fund				101406	1,866,176.00	0.00	0.00	0.00	1,866,176.00	0.00	0.00	0.00	0.00	0.00	1,866,176.00	0.00	0.00	0.00	1,866,176.00
Pension and Gratuity Fund				101407	4,758,150.00	0.00	0.00	0.00	4,758,150.00	0.00	0.00	0.00	0.00	0.00	4,758,150.00	0.00	0.00	0.00	4,758,150.00
Retirement and Life Insurance Premiums				104102	4,825,368.00	0.00	0.00	0.00	4,825,368.00	0.00	0.00	0.00	0.00	0.00	4,825,368.00	0.00	0.00	0.00	4,825,368.00
Support to Foreign-Assisted Projects				105428	0.00	22,086,252.00	0.00	0.00	22,086,252.00	0.00	0.00	0.00	0.00	0.00	0.00	22,086,252.00	0.00	0.00	22,086,252.00
Miscellaneous Personnel Benefits Fund-Staffing Modifications/ Upgrading of Salaries				105559	6,277,330.00	0.00	0.00	0.00	6,277,330.00	0.00	0.00	0.00	0.00	0.00	6,277,330.00	0.00	0.00	0.00	6,277,330.00

Certified Correct:

 JOSE REDENTOR H. BESENI0
 Chief, Budget Section
 Date:

Certified Correct:

 JEODITH T. DIZON
 OIC, Chief Accounting Section
 Date:

Recommended Approval By:

 MARISA R. LU
 OIC, Chief, AFMD
 Date:

Approved By:

 JULIETTE OPLENCIA
 OIC-Executive Director
 Date:

STATEMENT OF OBLIGATIONS, DISBURSEMENTS, LIQUIDATIONS AND BALANCES for INTER-AGENCY FUND TRANSFERS
(for Source Agency use only)
As at the Quarter Ending December 31, 2023

Department :Department of Agriculture (DA)
 Agency/Entity :Philippine Council for Agriculture and Fisheries
 Operating Unit :< not applicable >
 Organization Code (UACS) :05 013 0000000
 Fund Cluster :01 - Regular Agency Fund
 (e.g. UACS Fund Cluster: 05-Internally Generated Funds and 06-Business Related Funds)

Particulars	Obligations							Disbursements (Funds Transferred To)					Liquidations				Unpaid Obligations	Unliquidated Fund Transfers	
	Obligation Request and Status		1st Quarter Ending March 31	2nd Quarter Ending June 30	3rd Quarter Ending September 30	4th Quarter Ending December 31	Total	1st Quarter Ending March 31	2nd Quarter Ending June 30	3rd Quarter Ending September 30	4th Quarter Ending December 31	Total	1st Quarter Ending March 31	2nd Quarter Ending June 30	3rd Quarter Ending September 30	4th Quarter Ending December 31			Total
	Number	Date	4	5	6	7	8=(4+5+6+7)	9	10	11	12	13=(9+10+11+12)	14	15	16	17			18=(14+15+16+17)
Department of Agriculture (DA)			24,953,300.00	1,467,500.00	0.00	0.00	26,420,800.00	14,749,500.00	7,881,500.00	0.00	0.00	22,631,000.00	0.00	0.00	0.00	0.00	0.00	3,789,800.00	22,631,000.00
Office of the Secretary			24,953,300.00	1,467,500.00	0.00	0.00	26,420,800.00	14,749,500.00	7,881,500.00	0.00	0.00	22,631,000.00	0.00	0.00	0.00	0.00	0.00	3,789,800.00	22,631,000.00
Regional Field Unit - I			1,642,000.00	0.00	0.00	0.00	1,642,000.00	1,342,000.00	300,000.00	0.00	0.00	1,642,000.00	0.00	0.00	0.00	0.00	0.00	0.00	1,642,000.00
FY 2023 FUND TRANSFER-CONSULTATION			992,000.00	0.00	0.00	0.00	992,000.00	992,000.00	0.00	0.00	0.00	992,000.00	0.00	0.00	0.00	0.00	0.00	0.00	992,000.00
MOOE	02-101101-2023-02-072	2/13/2023	992,000.00	0.00	0.00	0.00	992,000.00	992,000.00	0.00	0.00	0.00	992,000.00	0.00	0.00	0.00	0.00	0.00	0.00	992,000.00
FY 2023 FUND TRANSFER-LOGISTICS SUPPORT			350,000.00	0.00	0.00	0.00	350,000.00	350,000.00	0.00	0.00	0.00	350,000.00	0.00	0.00	0.00	0.00	0.00	0.00	350,000.00
MOOE	02-101101-2023-02-072	2/13/2023	350,000.00	0.00	0.00	0.00	350,000.00	350,000.00	0.00	0.00	0.00	350,000.00	0.00	0.00	0.00	0.00	0.00	0.00	350,000.00
FY 2023 FUND TRANSFER-PMT			300,000.00	0.00	0.00	0.00	300,000.00	0.00	300,000.00	0.00	0.00	300,000.00	0.00	0.00	0.00	0.00	0.00	0.00	300,000.00
MOOE	02-101101-2023-03-217	3/15/2023	300,000.00	0.00	0.00	0.00	300,000.00	0.00	300,000.00	0.00	0.00	300,000.00	0.00	0.00	0.00	0.00	0.00	0.00	300,000.00
Regional Field Unit - II			3,528,850.00	0.00	0.00	0.00	3,528,850.00	1,875,500.00	0.00	0.00	0.00	1,875,500.00	0.00	0.00	0.00	0.00	0.00	1,653,350.00	1,875,500.00
2022 AFC CONGRESS (CONTINUING)			1,653,350.00	0.00	0.00	0.00	1,653,350.00	0.00	0.00	0.00	0.00	0.00	0.00	0.00	0.00	0.00	0.00	1,653,350.00	0.00
MOOE	02-102101-2023-03-028	3/22/2023	1,653,350.00	0.00	0.00	0.00	1,653,350.00	0.00	0.00	0.00	0.00	0.00	0.00	0.00	0.00	0.00	0.00	1,653,350.00	0.00
FY 2023 FUND TRANSFER-CONSULTATION			1,088,000.00	0.00	0.00	0.00	1,088,000.00	1,088,000.00	0.00	0.00	0.00	1,088,000.00	0.00	0.00	0.00	0.00	0.00	0.00	1,088,000.00
MOOE	02-101101-2023-02-071	2/13/2023	1,088,000.00	0.00	0.00	0.00	1,088,000.00	1,088,000.00	0.00	0.00	0.00	1,088,000.00	0.00	0.00	0.00	0.00	0.00	0.00	1,088,000.00
FY 2023 FUND TRANSFER-LOGISTICS SUPPORT			350,000.00	0.00	0.00	0.00	350,000.00	350,000.00	0.00	0.00	0.00	350,000.00	0.00	0.00	0.00	0.00	0.00	0.00	350,000.00
MOOE	02-101101-2023-02-071	2/13/2023	350,000.00	0.00	0.00	0.00	350,000.00	350,000.00	0.00	0.00	0.00	350,000.00	0.00	0.00	0.00	0.00	0.00	0.00	350,000.00
FY 2023 FUND TRANSFER-MEMBERSHIP VALIDATION			137,500.00	0.00	0.00	0.00	137,500.00	137,500.00	0.00	0.00	0.00	137,500.00	0.00	0.00	0.00	0.00	0.00	0.00	137,500.00

Department :Department of Agriculture (DA)
 Agency/Entity :Philippine Council for Agriculture and Fisheries
 Operating Unit :< not applicable >
 Organization Code (UACS) :05 013 0000000
 Fund Cluster :01 - Regular Agency Fund
 (e.g. UACS Fund Cluster: 05-Internally Generated Funds and 06-Business Related Funds)

Particulars	Obligation Request and Status		Obligations					Disbursements (Funds Transferred To)					Liquidations					Unpaid Obligations	Unliquidated Fund Transfers											
			1st Quarter Ending March 31	2nd Quarter Ending June 30	3rd Quarter Ending September 30	4th Quarter Ending December 31	Total	1st Quarter Ending March 31	2nd Quarter Ending June 30	3rd Quarter Ending September 30	4th Quarter Ending December 31	Total	1st Quarter Ending March 31	2nd Quarter Ending June 30	3rd Quarter Ending September 30	4th Quarter Ending December 31	Total													
																				Number	Date	8=(4+5+6+7)	9	10	11	12	13=(9+10+11+12)	14	15	16
MOOE	02-101101-2023-02-071	2/13/2023	137,500.00	0.00	0.00	0.00	137,500.00	137,500.00	0.00	0.00	0.00	0.00	137,500.00	0.00	0.00	0.00	0.00	0.00	0.00	0.00	0.00	0.00	0.00	137,500.00	0.00	0.00				
FY 2023 FUND TRANSFER-PMT			300,000.00	0.00	0.00	0.00	300,000.00	300,000.00	0.00	0.00	0.00	0.00	300,000.00	0.00	0.00	0.00	0.00	0.00	0.00	0.00	0.00	0.00	0.00	0.00	0.00	300,000.00	0.00	0.00		
MOOE	02-101101-2023-03-216	3/15/2023	300,000.00	0.00	0.00	0.00	300,000.00	300,000.00	0.00	0.00	0.00	0.00	300,000.00	0.00	0.00	0.00	0.00	0.00	0.00	0.00	0.00	0.00	0.00	0.00	0.00	0.00	300,000.00	0.00	0.00	
Regional Field Unit - III			2,019,500.00	0.00	0.00	0.00	2,019,500.00	2,019,500.00	0.00	0.00	0.00	0.00	2,019,500.00	0.00	0.00	0.00	0.00	0.00	0.00	0.00	0.00	0.00	0.00	0.00	0.00	0.00	2,019,500.00	0.00	0.00	
FY 2023 FUND TRANSFER-CONSULTATION			1,232,000.00	0.00	0.00	0.00	1,232,000.00	1,232,000.00	0.00	0.00	0.00	0.00	1,232,000.00	0.00	0.00	0.00	0.00	0.00	0.00	0.00	0.00	0.00	0.00	0.00	0.00	0.00	1,232,000.00	0.00	0.00	
MOOE	02-101101-2023-02-046	2/2/2023	1,232,000.00	0.00	0.00	0.00	1,232,000.00	1,232,000.00	0.00	0.00	0.00	0.00	1,232,000.00	0.00	0.00	0.00	0.00	0.00	0.00	0.00	0.00	0.00	0.00	0.00	0.00	0.00	1,232,000.00	0.00	0.00	
FY 2023 FUND TRANSFER-LOGISTICS SUPPORT			350,000.00	0.00	0.00	0.00	350,000.00	350,000.00	0.00	0.00	0.00	0.00	350,000.00	0.00	0.00	0.00	0.00	0.00	0.00	0.00	0.00	0.00	0.00	0.00	0.00	0.00	350,000.00	0.00	0.00	
MOOE	02-101101-2023-02-046	2/2/2023	350,000.00	0.00	0.00	0.00	350,000.00	350,000.00	0.00	0.00	0.00	0.00	350,000.00	0.00	0.00	0.00	0.00	0.00	0.00	0.00	0.00	0.00	0.00	0.00	0.00	0.00	350,000.00	0.00	0.00	
FY 2023 FUND TRANSFER-MEMBERSHIP VALIDATION			137,500.00	0.00	0.00	0.00	137,500.00	137,500.00	0.00	0.00	0.00	0.00	137,500.00	0.00	0.00	0.00	0.00	0.00	0.00	0.00	0.00	0.00	0.00	0.00	0.00	0.00	137,500.00	0.00	0.00	
MOOE	02-101101-2023-02-046	2/2/2023	137,500.00	0.00	0.00	0.00	137,500.00	137,500.00	0.00	0.00	0.00	0.00	137,500.00	0.00	0.00	0.00	0.00	0.00	0.00	0.00	0.00	0.00	0.00	0.00	0.00	0.00	137,500.00	0.00	0.00	
FY 2023 FUND TRANSFER-PMT			300,000.00	0.00	0.00	0.00	300,000.00	300,000.00	0.00	0.00	0.00	0.00	300,000.00	0.00	0.00	0.00	0.00	0.00	0.00	0.00	0.00	0.00	0.00	0.00	0.00	0.00	300,000.00	0.00	0.00	
MOOE	02-101101-2023-03-215	3/15/2023	300,000.00	0.00	0.00	0.00	300,000.00	300,000.00	0.00	0.00	0.00	0.00	300,000.00	0.00	0.00	0.00	0.00	0.00	0.00	0.00	0.00	0.00	0.00	0.00	0.00	0.00	300,000.00	0.00	0.00	
Regional Field Unit - IVA			1,587,500.00	0.00	0.00	0.00	1,587,500.00	0.00	1,587,500.00	0.00	0.00	0.00	1,587,500.00	0.00	0.00	0.00	0.00	0.00	0.00	0.00	0.00	0.00	0.00	0.00	0.00	0.00	0.00	1,587,500.00	0.00	0.00
FY 2023 FUND TRANSFER-CONSULTATION			1,100,000.00	0.00	0.00	0.00	1,100,000.00	0.00	1,100,000.00	0.00	0.00	0.00	1,100,000.00	0.00	0.00	0.00	0.00	0.00	0.00	0.00	0.00	0.00	0.00	0.00	0.00	0.00	0.00	1,100,000.00	0.00	0.00
MOOE	02-101101-2023-03-212	3/14/2023	1,100,000.00	0.00	0.00	0.00	1,100,000.00	0.00	1,100,000.00	0.00	0.00	0.00	1,100,000.00	0.00	0.00	0.00	0.00	0.00	0.00	0.00	0.00	0.00	0.00	0.00	0.00	0.00	0.00	1,100,000.00	0.00	0.00
FY 2023 FUND TRANSFER-LOGISTICS SUPPORT			350,000.00	0.00	0.00	0.00	350,000.00	0.00	350,000.00	0.00	0.00	0.00	350,000.00	0.00	0.00	0.00	0.00	0.00	0.00	0.00	0.00	0.00	0.00	0.00	0.00	0.00	0.00	350,000.00	0.00	0.00
MOOE	02-101101-2023-03-212	3/14/2023	350,000.00	0.00	0.00	0.00	350,000.00	0.00	350,000.00	0.00	0.00	0.00	350,000.00	0.00	0.00	0.00	0.00	0.00	0.00	0.00	0.00	0.00	0.00	0.00	0.00	0.00	0.00	350,000.00	0.00	0.00
FY 2023 FUND TRANSFER-MEMBERSHIP VALIDATION			137,500.00	0.00	0.00	0.00	137,500.00	0.00	137,500.00	0.00	0.00	0.00	137,500.00	0.00	0.00	0.00	0.00	0.00	0.00	0.00	0.00	0.00	0.00	0.00	0.00	0.00	0.00	137,500.00	0.00	0.00
MOOE	02-101101-2023-03-212	3/14/2023	137,500.00	0.00	0.00	0.00	137,500.00	0.00	137,500.00	0.00	0.00	0.00	137,500.00	0.00	0.00	0.00	0.00	0.00	0.00	0.00	0.00	0.00	0.00	0.00	0.00	0.00	0.00	137,500.00	0.00	0.00
Regional Field Unit - V			1,635,500.00	0.00	0.00	0.00	1,635,500.00	1,635,500.00	0.00	0.00	0.00	0.00	1,635,500.00	0.00	0.00	0.00	0.00	0.00	0.00	0.00	0.00	0.00	0.00	0.00	0.00	0.00	0.00	1,635,500.00	0.00	0.00
FY 2023 FUND TRANSFER-CONSULTATION			1,148,000.00	0.00	0.00	0.00	1,148,000.00	1,148,000.00	0.00	0.00	0.00	0.00	1,148,000.00	0.00	0.00	0.00	0.00	0.00	0.00	0.00	0.00	0.00	0.00	0.00	0.00	0.00	0.00	1,148,000.00	0.00	0.00

Department :Department of Agriculture (DA)
 Agency/Entity :Philippine Council for Agriculture and Fisheries
 Operating Unit :< not applicable >
 Organization Code (UACS) :05 013 0000000
 Fund Cluster :01 - Regular Agency Fund
 (e.g. UACS Fund Cluster: 05-Internally Generated Funds and 06-Business Related Funds)

Particulars	Obligation Request and Status		Obligations					Disbursements (Funds Transferred To)					Liquidations					Unpaid Obligations	Unliquidated Fund Transfers									
			1st Quarter Ending March 31	2nd Quarter Ending June 30	3rd Quarter Ending September 30	4th Quarter Ending December 31	Total	1st Quarter Ending March 31	2nd Quarter Ending June 30	3rd Quarter Ending September 30	4th Quarter Ending December 31	Total	1st Quarter Ending March 31	2nd Quarter Ending June 30	3rd Quarter Ending September 30	4th Quarter Ending December 31	Total											
																				Number	Date	8=(4+5+6+7)	9	10	11	12	13=(9+10+11+12)	14
MOOE	02-101101-2023-02-076	2/15/2023	1,148,000.00	0.00	0.00	0.00	1,148,000.00	1,148,000.00	0.00	0.00	0.00	0.00	1,148,000.00	0.00	0.00	0.00	0.00	0.00	0.00	0.00	0.00	0.00	1,148,000.00	0.00	1,148,000.00			
FY 2023 FUND TRANSFER-LOGISTICS SUPPORT			350,000.00	0.00	0.00	0.00	350,000.00	350,000.00	0.00	0.00	0.00	0.00	350,000.00	0.00	0.00	0.00	0.00	0.00	0.00	0.00	0.00	0.00	0.00	350,000.00	0.00	350,000.00		
MOOE	02-101101-2023-02-076	2/15/2023	350,000.00	0.00	0.00	0.00	350,000.00	350,000.00	0.00	0.00	0.00	0.00	350,000.00	0.00	0.00	0.00	0.00	0.00	0.00	0.00	0.00	0.00	0.00	0.00	350,000.00	0.00	350,000.00	
FY 2023 FUND TRANSFER-MEMBERSHIP VALIDATION			137,500.00	0.00	0.00	0.00	137,500.00	137,500.00	0.00	0.00	0.00	0.00	137,500.00	0.00	0.00	0.00	0.00	0.00	0.00	0.00	0.00	0.00	0.00	0.00	137,500.00	0.00	137,500.00	
MOOE	02-101101-2023-02-076	2/15/2023	137,500.00	0.00	0.00	0.00	137,500.00	137,500.00	0.00	0.00	0.00	0.00	137,500.00	0.00	0.00	0.00	0.00	0.00	0.00	0.00	0.00	0.00	0.00	0.00	0.00	137,500.00	0.00	137,500.00
Regional Field Unit - VI			1,683,500.00	0.00	0.00	0.00	1,683,500.00	0.00	1,683,500.00	0.00	0.00	0.00	1,683,500.00	0.00	0.00	0.00	0.00	0.00	0.00	0.00	0.00	0.00	0.00	0.00	0.00	1,683,500.00	0.00	1,683,500.00
FY 2023 FUND TRANSFER-CONSULTATION			1,196,000.00	0.00	0.00	0.00	1,196,000.00	0.00	1,196,000.00	0.00	0.00	0.00	1,196,000.00	0.00	0.00	0.00	0.00	0.00	0.00	0.00	0.00	0.00	0.00	0.00	0.00	1,196,000.00	0.00	1,196,000.00
MOOE	02-101101-2023-03-195	3/9/2023	1,196,000.00	0.00	0.00	0.00	1,196,000.00	0.00	1,196,000.00	0.00	0.00	0.00	1,196,000.00	0.00	0.00	0.00	0.00	0.00	0.00	0.00	0.00	0.00	0.00	0.00	0.00	1,196,000.00	0.00	1,196,000.00
FY 2023 FUND TRANSFER-LOGISTICS SUPPORT			350,000.00	0.00	0.00	0.00	350,000.00	0.00	350,000.00	0.00	0.00	0.00	350,000.00	0.00	0.00	0.00	0.00	0.00	0.00	0.00	0.00	0.00	0.00	0.00	0.00	350,000.00	0.00	350,000.00
MOOE	02-101101-2023-03-195	3/9/2023	350,000.00	0.00	0.00	0.00	350,000.00	0.00	350,000.00	0.00	0.00	0.00	350,000.00	0.00	0.00	0.00	0.00	0.00	0.00	0.00	0.00	0.00	0.00	0.00	0.00	350,000.00	0.00	350,000.00
FY 2023 FUND TRANSFER-MEMBERSHIP VALIDATION			137,500.00	0.00	0.00	0.00	137,500.00	0.00	137,500.00	0.00	0.00	0.00	137,500.00	0.00	0.00	0.00	0.00	0.00	0.00	0.00	0.00	0.00	0.00	0.00	0.00	137,500.00	0.00	137,500.00
MOOE	02-101101-2023-03-195	3/9/2023	137,500.00	0.00	0.00	0.00	137,500.00	0.00	137,500.00	0.00	0.00	0.00	137,500.00	0.00	0.00	0.00	0.00	0.00	0.00	0.00	0.00	0.00	0.00	0.00	0.00	137,500.00	0.00	137,500.00
Regional Field Unit - VII			868,150.00	1,467,500.00	0.00	0.00	2,335,650.00	0.00	1,467,500.00	0.00	0.00	0.00	1,467,500.00	0.00	0.00	0.00	0.00	0.00	0.00	0.00	0.00	0.00	0.00	0.00	868,150.00	0.00	1,467,500.00	
2022 AFC CONGRESS (CONTINUING)			868,150.00	0.00	0.00	0.00	868,150.00	0.00	0.00	0.00	0.00	0.00	0.00	0.00	0.00	0.00	0.00	0.00	0.00	0.00	0.00	0.00	0.00	0.00	868,150.00	0.00	0.00	
MOOE	02-102101-2023-03-029	3/23/2023	868,150.00	0.00	0.00	0.00	868,150.00	0.00	0.00	0.00	0.00	0.00	0.00	0.00	0.00	0.00	0.00	0.00	0.00	0.00	0.00	0.00	0.00	0.00	868,150.00	0.00	0.00	
FY 2023 FUND TRANSFER-CONSULTATION			0.00	980,000.00	0.00	0.00	980,000.00	0.00	980,000.00	0.00	0.00	0.00	980,000.00	0.00	0.00	0.00	0.00	0.00	0.00	0.00	0.00	0.00	0.00	0.00	0.00	980,000.00	0.00	980,000.00
MOOE	02-101101-2023-04-341	4/14/2023	0.00	980,000.00	0.00	0.00	980,000.00	0.00	980,000.00	0.00	0.00	0.00	980,000.00	0.00	0.00	0.00	0.00	0.00	0.00	0.00	0.00	0.00	0.00	0.00	0.00	980,000.00	0.00	980,000.00
FY 2023 FUND TRANSFER-LOGISTICS SUPPORT			0.00	350,000.00	0.00	0.00	350,000.00	0.00	350,000.00	0.00	0.00	0.00	350,000.00	0.00	0.00	0.00	0.00	0.00	0.00	0.00	0.00	0.00	0.00	0.00	0.00	350,000.00	0.00	350,000.00
MOOE	02-101101-2023-04-341	4/14/2023	0.00	350,000.00	0.00	0.00	350,000.00	0.00	350,000.00	0.00	0.00	0.00	350,000.00	0.00	0.00	0.00	0.00	0.00	0.00	0.00	0.00	0.00	0.00	0.00	0.00	350,000.00	0.00	350,000.00
FY 2023 FUND TRANSFER-MEMBERSHIP VALIDATION			0.00	137,500.00	0.00	0.00	137,500.00	0.00	137,500.00	0.00	0.00	0.00	137,500.00	0.00	0.00	0.00	0.00	0.00	0.00	0.00	0.00	0.00	0.00	0.00	0.00	137,500.00	0.00	137,500.00
MOOE	02-101101-2023-04-341	4/14/2023	0.00	137,500.00	0.00	0.00	137,500.00	0.00	137,500.00	0.00	0.00	0.00	137,500.00	0.00	0.00	0.00	0.00	0.00	0.00	0.00	0.00	0.00	0.00	0.00	0.00	137,500.00	0.00	137,500.00

Department : Department of Agriculture (DA)
 Agency/Entity : Philippine Council for Agriculture and Fisheries
 Operating Unit : < not applicable >
 Organization Code (UACS) : 05 013 0000000
 Fund Cluster : 01 - Regular Agency Fund
 (e.g. UACS Fund Cluster: 05-Internally Generated Funds and 06-Business Related Funds)

Particulars	Obligations							Disbursements (Funds Transferred To)					Liquidations				Unpaid Obligations	Unliquidated Fund Transfers		
	Obligation Request and Status		1st Quarter Ending March 31	2nd Quarter Ending June 30	3rd Quarter Ending September 30	4th Quarter Ending December 31	Total	1st Quarter Ending March 31	2nd Quarter Ending June 30	3rd Quarter Ending September 30	4th Quarter Ending December 31	Total	1st Quarter Ending March 31	2nd Quarter Ending June 30	3rd Quarter Ending September 30	4th Quarter Ending December 31			Total	
	Number	Date																		
1	2	3	4	5	6	7	8=(4+5+6+7)	9	10	11	12	13=(9+10+11+12)	14	15	16	17	18=(14+15+16+17)	19=(8-13)	20=(13-18)	
Regional Field Unit - VIII			826,000.00	0.00	0.00	0.00	826,000.00	826,000.00	0.00	0.00	0.00	826,000.00	0.00	0.00	0.00	0.00	0.00	0.00	0.00	826,000.00
FY 2023 FUND TRANSFER-CONSULTATION			476,000.00	0.00	0.00	0.00	476,000.00	476,000.00	0.00	0.00	0.00	476,000.00	0.00	0.00	0.00	0.00	0.00	0.00	0.00	476,000.00
MOOE	02-101101-2023-02-082	2/15/2023	476,000.00	0.00	0.00	0.00	476,000.00	476,000.00	0.00	0.00	0.00	476,000.00	0.00	0.00	0.00	0.00	0.00	0.00	0.00	476,000.00
FY 2023 FUND TRANSFER-LOGISTICS SUPPORT			350,000.00	0.00	0.00	0.00	350,000.00	350,000.00	0.00	0.00	0.00	350,000.00	0.00	0.00	0.00	0.00	0.00	0.00	0.00	350,000.00
MOOE	02-101101-2023-02-082	2/15/2023	350,000.00	0.00	0.00	0.00	350,000.00	350,000.00	0.00	0.00	0.00	350,000.00	0.00	0.00	0.00	0.00	0.00	0.00	0.00	350,000.00
Regional Field Unit - IX			1,467,500.00	0.00	0.00	0.00	1,467,500.00	1,467,500.00	0.00	0.00	0.00	1,467,500.00	0.00	0.00	0.00	0.00	0.00	0.00	0.00	1,467,500.00
FY 2023 FUND TRANSFER-CONSULTATION			980,000.00	0.00	0.00	0.00	980,000.00	980,000.00	0.00	0.00	0.00	980,000.00	0.00	0.00	0.00	0.00	0.00	0.00	0.00	980,000.00
MOOE	02-101101-2023-02-108	2/23/2023	980,000.00	0.00	0.00	0.00	980,000.00	980,000.00	0.00	0.00	0.00	980,000.00	0.00	0.00	0.00	0.00	0.00	0.00	0.00	980,000.00
FY 2023 FUND TRANSFER-LOGISTICS SUPPORT			350,000.00	0.00	0.00	0.00	350,000.00	350,000.00	0.00	0.00	0.00	350,000.00	0.00	0.00	0.00	0.00	0.00	0.00	0.00	350,000.00
MOOE	02-101101-2023-02-108	2/23/2023	350,000.00	0.00	0.00	0.00	350,000.00	350,000.00	0.00	0.00	0.00	350,000.00	0.00	0.00	0.00	0.00	0.00	0.00	0.00	350,000.00
FY 2023 FUND TRANSFER-MEMBERSHIP VALIDATION			137,500.00	0.00	0.00	0.00	137,500.00	137,500.00	0.00	0.00	0.00	137,500.00	0.00	0.00	0.00	0.00	0.00	0.00	0.00	137,500.00
MOOE	02-101101-2023-02-108	2/23/2023	137,500.00	0.00	0.00	0.00	137,500.00	137,500.00	0.00	0.00	0.00	137,500.00	0.00	0.00	0.00	0.00	0.00	0.00	0.00	137,500.00
Regional Field Unit - X			2,811,800.00	0.00	0.00	0.00	2,811,800.00	1,543,500.00	0.00	0.00	0.00	1,543,500.00	0.00	0.00	0.00	0.00	0.00	0.00	1,268,300.00	1,543,500.00
2022 AFC CONGRESS (CONTINUING)			1,268,300.00	0.00	0.00	0.00	1,268,300.00	0.00	0.00	0.00	0.00	0.00	0.00	0.00	0.00	0.00	0.00	0.00	1,268,300.00	0.00
MOOE	02-102101-2023-03-030	3/28/2023	1,268,300.00	0.00	0.00	0.00	1,268,300.00	0.00	0.00	0.00	0.00	0.00	0.00	0.00	0.00	0.00	0.00	0.00	1,268,300.00	0.00
FY 2023 FUND TRANSFER-CONSULTATION			1,056,000.00	0.00	0.00	0.00	1,056,000.00	1,056,000.00	0.00	0.00	0.00	1,056,000.00	0.00	0.00	0.00	0.00	0.00	0.00	0.00	1,056,000.00
MOOE	02-101101-2023-02-081	2/15/2023	1,056,000.00	0.00	0.00	0.00	1,056,000.00	1,056,000.00	0.00	0.00	0.00	1,056,000.00	0.00	0.00	0.00	0.00	0.00	0.00	0.00	1,056,000.00
FY 2023 FUND TRANSFER-LOGISTICS SUPPORT			350,000.00	0.00	0.00	0.00	350,000.00	350,000.00	0.00	0.00	0.00	350,000.00	0.00	0.00	0.00	0.00	0.00	0.00	0.00	350,000.00
MOOE	02-101101-2023-02-081	2/15/2023	350,000.00	0.00	0.00	0.00	350,000.00	350,000.00	0.00	0.00	0.00	350,000.00	0.00	0.00	0.00	0.00	0.00	0.00	0.00	350,000.00
FY 2023 FUND TRANSFER-MEMBERSHIP VALIDATION			137,500.00	0.00	0.00	0.00	137,500.00	137,500.00	0.00	0.00	0.00	137,500.00	0.00	0.00	0.00	0.00	0.00	0.00	0.00	137,500.00
MOOE	02-101101-2023-02-081	2/15/2023	137,500.00	0.00	0.00	0.00	137,500.00	137,500.00	0.00	0.00	0.00	137,500.00	0.00	0.00	0.00	0.00	0.00	0.00	0.00	137,500.00

Department : Department of Agriculture (DA)
 Agency/Entity : Philippine Council for Agriculture and Fisheries
 Operating Unit : < not applicable >
 Organization Code (UACS) : 05 013 0000000
 Fund Cluster : 01 - Regular Agency Fund
 (e.g. UACS Fund Cluster: 05-Internally Generated Funds and 06-Business Related Funds)

Particulars	Obligation Request and Status		Obligations					Disbursements (Funds Transferred To)					Liquidations					Unpaid Obligations	Unliquidated Fund Transfers				
			1st Quarter Ending March 31	2nd Quarter Ending June 30	3rd Quarter Ending September 30	4th Quarter Ending December 31	Total	1st Quarter Ending March 31	2nd Quarter Ending June 30	3rd Quarter Ending September 30	4th Quarter Ending December 31	Total	1st Quarter Ending March 31	2nd Quarter Ending June 30	3rd Quarter Ending September 30	4th Quarter Ending December 31	Total						
	Number	Date	4	5	6	7	8=(4+5+6+7)	9	10	11	12	13=(9+10+11+12)	14	15	16	17	18=(14+15+16+17)			19=(8-13)	20=(13-18)		
Regional Field Unit - XI			1,027,500.00	0.00	0.00	0.00	1,027,500.00	0.00	1,027,500.00	0.00	0.00	1,027,500.00	0.00	0.00	0.00	0.00	0.00	0.00	0.00	1,027,500.00	0.00	1,027,500.00	
FY 2023 FUND TRANSFER-CONSULTATION			540,000.00	0.00	0.00	0.00	540,000.00	0.00	540,000.00	0.00	0.00	540,000.00	0.00	0.00	0.00	0.00	0.00	0.00	0.00	0.00	0.00	540,000.00	540,000.00
MOOE	02-101101-2023-03-249	3/23/2023	540,000.00	0.00	0.00	0.00	540,000.00	0.00	540,000.00	0.00	0.00	540,000.00	0.00	0.00	0.00	0.00	0.00	0.00	0.00	0.00	0.00	540,000.00	540,000.00
FY 2023 FUND TRANSFER-LOGISTICS SUPPORT			350,000.00	0.00	0.00	0.00	350,000.00	0.00	350,000.00	0.00	0.00	350,000.00	0.00	0.00	0.00	0.00	0.00	0.00	0.00	0.00	0.00	350,000.00	350,000.00
MOOE	02-101101-2023-03-249	3/23/2023	350,000.00	0.00	0.00	0.00	350,000.00	0.00	350,000.00	0.00	0.00	350,000.00	0.00	0.00	0.00	0.00	0.00	0.00	0.00	0.00	0.00	350,000.00	350,000.00
FY 2023 FUND TRANSFER-MEMBERSHIP VALIDATION			137,500.00	0.00	0.00	0.00	137,500.00	0.00	137,500.00	0.00	0.00	137,500.00	0.00	0.00	0.00	0.00	0.00	0.00	0.00	0.00	0.00	137,500.00	137,500.00
MOOE	02-101101-2023-03-249	3/23/2023	137,500.00	0.00	0.00	0.00	137,500.00	0.00	137,500.00	0.00	0.00	137,500.00	0.00	0.00	0.00	0.00	0.00	0.00	0.00	0.00	0.00	137,500.00	137,500.00
Regional Field Unit - XII			1,515,500.00	0.00	0.00	0.00	1,515,500.00	0.00	1,515,500.00	0.00	0.00	1,515,500.00	0.00	0.00	0.00	0.00	0.00	0.00	0.00	0.00	0.00	1,515,500.00	1,515,500.00
FY 2023 FUND TRANSFER-CONSULTATION			1,028,000.00	0.00	0.00	0.00	1,028,000.00	0.00	1,028,000.00	0.00	0.00	1,028,000.00	0.00	0.00	0.00	0.00	0.00	0.00	0.00	0.00	0.00	1,028,000.00	1,028,000.00
MOOE	02-101101-2023-03-263	3/27/2023	1,028,000.00	0.00	0.00	0.00	1,028,000.00	0.00	1,028,000.00	0.00	0.00	1,028,000.00	0.00	0.00	0.00	0.00	0.00	0.00	0.00	0.00	0.00	1,028,000.00	1,028,000.00
FY 2023 FUND TRANSFER-LOGISTICS SUPPORT			350,000.00	0.00	0.00	0.00	350,000.00	0.00	350,000.00	0.00	0.00	350,000.00	0.00	0.00	0.00	0.00	0.00	0.00	0.00	0.00	0.00	350,000.00	350,000.00
MOOE	02-101101-2023-03-263	3/27/2023	350,000.00	0.00	0.00	0.00	350,000.00	0.00	350,000.00	0.00	0.00	350,000.00	0.00	0.00	0.00	0.00	0.00	0.00	0.00	0.00	0.00	350,000.00	350,000.00
FY 2023 FUND TRANSFER-MEMBERSHIP VALIDATION			137,500.00	0.00	0.00	0.00	137,500.00	0.00	137,500.00	0.00	0.00	137,500.00	0.00	0.00	0.00	0.00	0.00	0.00	0.00	0.00	0.00	137,500.00	137,500.00
MOOE	02-101101-2023-03-263	3/27/2023	137,500.00	0.00	0.00	0.00	137,500.00	0.00	137,500.00	0.00	0.00	137,500.00	0.00	0.00	0.00	0.00	0.00	0.00	0.00	0.00	0.00	137,500.00	137,500.00
Regional Field Unit - CAR			1,277,700.00	0.00	0.00	0.00	1,277,700.00	977,700.00	300,000.00	0.00	0.00	1,277,700.00	0.00	0.00	0.00	0.00	0.00	0.00	0.00	0.00	0.00	1,277,700.00	1,277,700.00
FY 2023 FUND TRANSFER-CONSULTATION			490,200.00	0.00	0.00	0.00	490,200.00	490,200.00	0.00	0.00	0.00	490,200.00	0.00	0.00	0.00	0.00	0.00	0.00	0.00	0.00	0.00	490,200.00	490,200.00
MOOE	02-101101-2023-02-070	2/13/2023	490,200.00	0.00	0.00	0.00	490,200.00	490,200.00	0.00	0.00	0.00	490,200.00	0.00	0.00	0.00	0.00	0.00	0.00	0.00	0.00	0.00	490,200.00	490,200.00
FY 2023 FUND TRANSFER-LOGISTICS SUPPORT			350,000.00	0.00	0.00	0.00	350,000.00	350,000.00	0.00	0.00	0.00	350,000.00	0.00	0.00	0.00	0.00	0.00	0.00	0.00	0.00	0.00	350,000.00	350,000.00
MOOE	02-101101-2023-02-070	2/13/2023	350,000.00	0.00	0.00	0.00	350,000.00	350,000.00	0.00	0.00	0.00	350,000.00	0.00	0.00	0.00	0.00	0.00	0.00	0.00	0.00	0.00	350,000.00	350,000.00
FY 2023 FUND TRANSFER-MEMBERSHIP VALIDATION			137,500.00	0.00	0.00	0.00	137,500.00	137,500.00	0.00	0.00	0.00	137,500.00	0.00	0.00	0.00	0.00	0.00	0.00	0.00	0.00	0.00	137,500.00	137,500.00
MOOE	02-101101-2023-02-070	2/13/2023	137,500.00	0.00	0.00	0.00	137,500.00	137,500.00	0.00	0.00	0.00	137,500.00	0.00	0.00	0.00	0.00	0.00	0.00	0.00	0.00	0.00	137,500.00	137,500.00

Department :Department of Agriculture (DA)
 Agency/Entity :Philippine Council for Agriculture and Fisheries
 Operating Unit :< not applicable >
 Organization Code (UACS) :05 013 0000000
 Fund Cluster :01 - Regular Agency Fund
 (e.g. UACS Fund Cluster: 05-Internally Generated Funds and 06-Business Related Funds)

Particulars	Obligation Request and Status		Obligations																Disbursements (Funds Transferred To)					Liquidations					Unpaid Obligations	Unliquidated Fund Transfers
			1st Quarter Ending March 31	2nd Quarter Ending June 30	3rd Quarter Ending September 30	4th Quarter Ending December 31	Total	1st Quarter Ending March 31	2nd Quarter Ending June 30	3rd Quarter Ending September 30	4th Quarter Ending December 31	Total	1st Quarter Ending March 31	2nd Quarter Ending June 30	3rd Quarter Ending September 30	4th Quarter Ending December 31	Total													
																		8=(4+5+6+7)	9	10	11	12	13=(9+10+11+12)	14	15	16	17	18=(14+15+16+17)		
1	2	3	4	5	6	7	8	9	10	11	12	13	14	15	16	17	18	19	20											
FY 2023 FUND TRANSFER-PMT			300,000.00	0.00	0.00	0.00	0.00	300,000.00	0.00	300,000.00	0.00	0.00	0.00	0.00	300,000.00	0.00	0.00	0.00	0.00	0.00	0.00	0.00	0.00	0.00	0.00	300,000.00				
MOOE	02-101101-2023-03-170	3/7/2023	300,000.00	0.00	0.00	0.00	0.00	300,000.00	0.00	300,000.00	0.00	0.00	0.00	0.00	300,000.00	0.00	0.00	0.00	0.00	0.00	0.00	0.00	0.00	0.00	0.00	0.00	300,000.00			
Regional Field Unit - XIII			1,387,500.00	0.00	0.00	0.00	0.00	1,387,500.00	1,387,500.00	0.00	0.00	0.00	0.00	0.00	1,387,500.00	0.00	0.00	0.00	0.00	0.00	0.00	0.00	0.00	0.00	0.00	0.00	1,387,500.00			
FY 2023 FUND TRANSFER-CONSULTATION			600,000.00	0.00	0.00	0.00	0.00	600,000.00	600,000.00	0.00	0.00	0.00	0.00	0.00	600,000.00	0.00	0.00	0.00	0.00	0.00	0.00	0.00	0.00	0.00	0.00	0.00	600,000.00			
MOOE	02-101101-2023-03-171	3/7/2023	600,000.00	0.00	0.00	0.00	0.00	600,000.00	600,000.00	0.00	0.00	0.00	0.00	0.00	600,000.00	0.00	0.00	0.00	0.00	0.00	0.00	0.00	0.00	0.00	0.00	0.00	600,000.00			
FY 2023 FUND TRANSFER-LOGISTICS SUPPORT			350,000.00	0.00	0.00	0.00	0.00	350,000.00	350,000.00	0.00	0.00	0.00	0.00	0.00	350,000.00	0.00	0.00	0.00	0.00	0.00	0.00	0.00	0.00	0.00	0.00	0.00	350,000.00			
MOOE	02-101101-2023-03-171	3/7/2023	350,000.00	0.00	0.00	0.00	0.00	350,000.00	350,000.00	0.00	0.00	0.00	0.00	0.00	350,000.00	0.00	0.00	0.00	0.00	0.00	0.00	0.00	0.00	0.00	0.00	0.00	350,000.00			
FY 2023 FUND TRANSFER-MEMBERSHIP VALIDATION			137,500.00	0.00	0.00	0.00	0.00	137,500.00	137,500.00	0.00	0.00	0.00	0.00	0.00	137,500.00	0.00	0.00	0.00	0.00	0.00	0.00	0.00	0.00	0.00	0.00	0.00	137,500.00			
MOOE	02-101101-2023-03-171	3/7/2023	137,500.00	0.00	0.00	0.00	0.00	137,500.00	137,500.00	0.00	0.00	0.00	0.00	0.00	137,500.00	0.00	0.00	0.00	0.00	0.00	0.00	0.00	0.00	0.00	0.00	0.00	137,500.00			
FY 2023 FUND TRANSFER-PMT			300,000.00	0.00	0.00	0.00	0.00	300,000.00	300,000.00	0.00	0.00	0.00	0.00	0.00	300,000.00	0.00	0.00	0.00	0.00	0.00	0.00	0.00	0.00	0.00	0.00	0.00	300,000.00			
MOOE	02-101101-2023-03-218	3/15/2023	300,000.00	0.00	0.00	0.00	0.00	300,000.00	300,000.00	0.00	0.00	0.00	0.00	0.00	300,000.00	0.00	0.00	0.00	0.00	0.00	0.00	0.00	0.00	0.00	0.00	0.00	300,000.00			
Regional Field Unit - IVB			1,674,800.00	0.00	0.00	0.00	0.00	1,674,800.00	1,674,800.00	0.00	0.00	0.00	0.00	0.00	1,674,800.00	0.00	0.00	0.00	0.00	0.00	0.00	0.00	0.00	0.00	0.00	0.00	1,674,800.00			
FY 2023 FUND TRANSFER-CONSULTATION			1,187,300.00	0.00	0.00	0.00	0.00	1,187,300.00	1,187,300.00	0.00	0.00	0.00	0.00	0.00	1,187,300.00	0.00	0.00	0.00	0.00	0.00	0.00	0.00	0.00	0.00	0.00	0.00	1,187,300.00			
MOOE	02-101101-2023-02-075	2/15/2023	1,187,300.00	0.00	0.00	0.00	0.00	1,187,300.00	1,187,300.00	0.00	0.00	0.00	0.00	0.00	1,187,300.00	0.00	0.00	0.00	0.00	0.00	0.00	0.00	0.00	0.00	0.00	0.00	1,187,300.00			
FY 2023 FUND TRANSFER-LOGISTICS SUPPORT			350,000.00	0.00	0.00	0.00	0.00	350,000.00	350,000.00	0.00	0.00	0.00	0.00	0.00	350,000.00	0.00	0.00	0.00	0.00	0.00	0.00	0.00	0.00	0.00	0.00	0.00	350,000.00			
MOOE	02-101101-2023-02-075	2/15/2023	350,000.00	0.00	0.00	0.00	0.00	350,000.00	350,000.00	0.00	0.00	0.00	0.00	0.00	350,000.00	0.00	0.00	0.00	0.00	0.00	0.00	0.00	0.00	0.00	0.00	0.00	350,000.00			
FY 2023 FUND TRANSFER-MEMBERSHIP VALIDATION			137,500.00	0.00	0.00	0.00	0.00	137,500.00	137,500.00	0.00	0.00	0.00	0.00	0.00	137,500.00	0.00	0.00	0.00	0.00	0.00	0.00	0.00	0.00	0.00	0.00	0.00	137,500.00			
MOOE	02-101101-2023-02-075	2/15/2023	137,500.00	0.00	0.00	0.00	0.00	137,500.00	137,500.00	0.00	0.00	0.00	0.00	0.00	137,500.00	0.00	0.00	0.00	0.00	0.00	0.00	0.00	0.00	0.00	0.00	0.00	137,500.00			
			144,000.00	0.00	0.00	0.00	0.00	144,000.00	0.00	0.00	0.00	144,000.00	0.00	0.00	144,000.00	0.00	0.00	0.00	0.00	0.00	0.00	0.00	0.00	0.00	0.00	0.00	144,000.00			
OFFICE OF THE PROVINCIAL GOVERNOR-SIQUJOR			144,000.00	0.00	0.00	0.00	0.00	144,000.00	0.00	0.00	144,000.00	0.00	0.00	0.00	144,000.00	0.00	0.00	0.00	0.00	0.00	0.00	0.00	0.00	0.00	0.00	0.00	144,000.00			
OFFICE OF THE PROVINCIAL GOVERNOR-SIQUJOR			144,000.00	0.00	0.00	0.00	0.00	144,000.00	0.00	0.00	144,000.00	0.00	0.00	0.00	144,000.00	0.00	0.00	0.00	0.00	0.00	0.00	0.00	0.00	0.00	0.00	0.00	144,000.00			

Department :Department of Agriculture (DA)
 Agency/Entity :Philippine Council for Agriculture and Fisheries
 Operating Unit :< not applicable >
 Organization Code (UACS) :05 013 0000000
 Fund Cluster :01 - Regular Agency Fund
 (e.g. UACS Fund Cluster: 05-Internally Generated Funds and 06-Business Related Funds)

Particulars	Obligation Request and Status		Obligations					Disbursements (Funds Transferred To)					Liquidations				Unpaid Obligations	Unliquidated Fund Transfers		
	Number	Date	1st Quarter	2nd Quarter	3rd Quarter	4th Quarter	Total	1st Quarter	2nd Quarter	3rd Quarter	4th Quarter	Total	1st Quarter	2nd Quarter	3rd Quarter	4th Quarter			Total	
			Ending March 31	Ending June 30	Ending September 30	Ending December 31		Ending March 31	Ending June 30	Ending September 30	Ending December 31		Ending March 31	Ending June 30	Ending September 30	Ending December 31				
1	2	3	4	5	6	7	8=(4+5+6+7)	9	10	11	12	13=(9+10+11+12)	14	15	16	17	18=(14+15+16+17)	19=(8-13)	20=(13-18)	
FY 2023 FUND TRANSFER-CONSULTATION			144,000.00	0.00	0.00	0.00	144,000.00	0.00	0.00	144,000.00	0.00	144,000.00	0.00	0.00	0.00	0.00	0.00	0.00	0.00	144,000.00
MOOE	02-101101-2023-03-280	3/31/2023	144,000.00	0.00	0.00	0.00	144,000.00	0.00	0.00	144,000.00	0.00	144,000.00	0.00	0.00	0.00	0.00	0.00	0.00	0.00	144,000.00
			48,000.00	0.00	0.00	0.00	48,000.00	48,000.00	0.00	0.00	0.00	48,000.00	0.00	0.00	0.00	0.00	0.00	0.00	0.00	48,000.00
ORMOC CITY LGU			48,000.00	0.00	0.00	0.00	48,000.00	48,000.00	0.00	0.00	0.00	48,000.00	0.00	0.00	0.00	0.00	0.00	0.00	0.00	48,000.00
ORMOC CITY LGU			48,000.00	0.00	0.00	0.00	48,000.00	48,000.00	0.00	0.00	0.00	48,000.00	0.00	0.00	0.00	0.00	0.00	0.00	0.00	48,000.00
FY 2023 FUND TRANSFER-CONSULTATION			48,000.00	0.00	0.00	0.00	48,000.00	48,000.00	0.00	0.00	0.00	48,000.00	0.00	0.00	0.00	0.00	0.00	0.00	0.00	48,000.00
MOOE	02-101101-2023-03-176	3/7/2023	48,000.00	0.00	0.00	0.00	48,000.00	48,000.00	0.00	0.00	0.00	48,000.00	0.00	0.00	0.00	0.00	0.00	0.00	0.00	48,000.00
			124,000.00	0.00	0.00	0.00	124,000.00	124,000.00	0.00	0.00	0.00	124,000.00	0.00	0.00	0.00	0.00	0.00	0.00	0.00	124,000.00
PROVINCE OF NORTHERN SAMAR			124,000.00	0.00	0.00	0.00	124,000.00	124,000.00	0.00	0.00	0.00	124,000.00	0.00	0.00	0.00	0.00	0.00	0.00	0.00	124,000.00
PROVINCE OF NORTHERN SAMAR			124,000.00	0.00	0.00	0.00	124,000.00	124,000.00	0.00	0.00	0.00	124,000.00	0.00	0.00	0.00	0.00	0.00	0.00	0.00	124,000.00
FY 2023 FUND TRANSFER-CONSULTATION			124,000.00	0.00	0.00	0.00	124,000.00	124,000.00	0.00	0.00	0.00	124,000.00	0.00	0.00	0.00	0.00	0.00	0.00	0.00	124,000.00
MOOE	02-101101-2023-03-177	3/7/2023	124,000.00	0.00	0.00	0.00	124,000.00	124,000.00	0.00	0.00	0.00	124,000.00	0.00	0.00	0.00	0.00	0.00	0.00	0.00	124,000.00
			140,000.00	0.00	0.00	0.00	140,000.00	140,000.00	0.00	140,000.00	0.00	140,000.00	0.00	0.00	0.00	0.00	0.00	0.00	0.00	140,000.00
PROVINCE OF SAMAR TRUST FUND			140,000.00	0.00	0.00	0.00	140,000.00	0.00	140,000.00	0.00	0.00	140,000.00	0.00	0.00	0.00	0.00	0.00	0.00	0.00	140,000.00
PROVINCE OF SAMAR TRUST FUND			140,000.00	0.00	0.00	0.00	140,000.00	0.00	140,000.00	0.00	0.00	140,000.00	0.00	0.00	0.00	0.00	0.00	0.00	0.00	140,000.00
FY 2023 FUND TRANSFER-CONSULTATION			140,000.00	0.00	0.00	0.00	140,000.00	0.00	140,000.00	0.00	0.00	140,000.00	0.00	0.00	0.00	0.00	0.00	0.00	0.00	140,000.00
MOOE	02-101101-2023-03-266	3/28/2023	140,000.00	0.00	0.00	0.00	140,000.00	0.00	140,000.00	0.00	0.00	140,000.00	0.00	0.00	0.00	0.00	0.00	0.00	0.00	140,000.00
			108,000.00	0.00	0.00	0.00	108,000.00	108,000.00	0.00	0.00	0.00	108,000.00	0.00	0.00	0.00	0.00	0.00	0.00	0.00	108,000.00
PROVINCIAL GOVERNMENT OF APAYAO			108,000.00	0.00	0.00	0.00	108,000.00	108,000.00	0.00	0.00	0.00	108,000.00	0.00	0.00	0.00	0.00	0.00	0.00	0.00	108,000.00
PROVINCIAL GOVERNMENT OF APAYAO			108,000.00	0.00	0.00	0.00	108,000.00	108,000.00	0.00	0.00	0.00	108,000.00	0.00	0.00	0.00	0.00	0.00	0.00	0.00	108,000.00
FY 2023 FUND TRANSFER-CONSULTATION			108,000.00	0.00	0.00	0.00	108,000.00	108,000.00	0.00	0.00	0.00	108,000.00	0.00	0.00	0.00	0.00	0.00	0.00	0.00	108,000.00

Department :Department of Agriculture (DA)
 Agency/Entity :Philippine Council for Agriculture and Fisheries
 Operating Unit :< not applicable >
 Organization Code (UACS) :05 013 0000000
 Fund Cluster :01 - Regular Agency Fund
 (e.g. UACS Fund Cluster: 05-Internally Generated Funds and 06-Business Related Funds)

Particulars	Obligations							Disbursements (Funds Transferred To)					Liquidations				Unpaid Obligations	Unliquidated Fund Transfers	
	Obligation Request and Status		1st Quarter Ending March 31	2nd Quarter Ending June 30	3rd Quarter Ending September 30	4th Quarter Ending December 31	Total	1st Quarter Ending March 31	2nd Quarter Ending June 30	3rd Quarter Ending September 30	4th Quarter Ending December 31	Total	1st Quarter Ending March 31	2nd Quarter Ending June 30	3rd Quarter Ending September 30	4th Quarter Ending December 31			Total
	Number	Date																	
1	2	3	4	5	6	7	8=(4+5+6+7)	9	10	11	12	13=(9+10+11+12)	14	15	16	17	18=(14+15+16+17)	19=(8-13)	20=(13-18)
MOOE	02-101101-2023-03-167	3/6/2023	108,000.00	0.00	0.00	0.00	108,000.00	108,000.00	0.00	0.00	0.00	108,000.00	0.00	0.00	0.00	0.00	108,000.00	0.00	0.00
			225,600.00	0.00	0.00	0.00	225,600.00	225,600.00	0.00	0.00	0.00	225,600.00	0.00	0.00	0.00	0.00	225,600.00	0.00	0.00
PROVINCIAL GOVERNMENT OF BENGUET			225,600.00	0.00	0.00	0.00	225,600.00	225,600.00	0.00	0.00	0.00	225,600.00	0.00	0.00	0.00	0.00	225,600.00	0.00	0.00
PROVINCIAL GOVERNMENT OF BENGUET			225,600.00	0.00	0.00	0.00	225,600.00	225,600.00	0.00	0.00	0.00	225,600.00	0.00	0.00	0.00	0.00	225,600.00	0.00	0.00
FY 2023 FUND TRANSFER-CONSULTATION			225,600.00	0.00	0.00	0.00	225,600.00	225,600.00	0.00	0.00	0.00	225,600.00	0.00	0.00	0.00	0.00	225,600.00	0.00	0.00
MOOE	02-101101-2023-01-031	1/31/2023	225,600.00	0.00	0.00	0.00	225,600.00	225,600.00	0.00	0.00	0.00	225,600.00	0.00	0.00	0.00	0.00	225,600.00	0.00	0.00
			0.00	112,000.00	0.00	0.00	112,000.00	0.00	112,000.00	0.00	0.00	112,000.00	0.00	0.00	0.00	0.00	112,000.00	0.00	0.00
PROVINCIAL GOVERNMENT OF BILIRAN			0.00	112,000.00	0.00	0.00	112,000.00	0.00	112,000.00	0.00	0.00	112,000.00	0.00	0.00	0.00	0.00	112,000.00	0.00	0.00
PROVINCIAL GOVERNMENT OF BILIRAN			0.00	112,000.00	0.00	0.00	112,000.00	0.00	112,000.00	0.00	0.00	112,000.00	0.00	0.00	0.00	0.00	112,000.00	0.00	0.00
FY 2023 FUND TRANSFER-CONSULTATION			0.00	112,000.00	0.00	0.00	112,000.00	0.00	112,000.00	0.00	0.00	112,000.00	0.00	0.00	0.00	0.00	112,000.00	0.00	0.00
MOOE	02-101101-2023-05-479	5/11/2023	0.00	112,000.00	0.00	0.00	112,000.00	0.00	112,000.00	0.00	0.00	112,000.00	0.00	0.00	0.00	0.00	112,000.00	0.00	0.00
			80,000.00	0.00	0.00	0.00	80,000.00	0.00	80,000.00	0.00	0.00	80,000.00	0.00	0.00	0.00	0.00	80,000.00	0.00	0.00
PROVINCIAL GOVERNMENT OF CAMIGUIN			80,000.00	0.00	0.00	0.00	80,000.00	80,000.00	0.00	0.00	0.00	80,000.00	0.00	0.00	0.00	0.00	80,000.00	0.00	0.00
PROVINCIAL GOVERNMENT OF CAMIGUIN			80,000.00	0.00	0.00	0.00	80,000.00	80,000.00	0.00	0.00	0.00	80,000.00	0.00	0.00	0.00	0.00	80,000.00	0.00	0.00
FY 2023 FUND TRANSFER-CONSULTATION			80,000.00	0.00	0.00	0.00	80,000.00	80,000.00	0.00	0.00	0.00	80,000.00	0.00	0.00	0.00	0.00	80,000.00	0.00	0.00
MOOE	02-101101-2023-03-274	3/29/2023	80,000.00	0.00	0.00	0.00	80,000.00	80,000.00	0.00	0.00	0.00	80,000.00	0.00	0.00	0.00	0.00	80,000.00	0.00	0.00
			0.00	0.00	140,000.00	0.00	140,000.00	0.00	0.00	140,000.00	0.00	140,000.00	0.00	0.00	0.00	0.00	140,000.00	0.00	0.00
PROVINCIAL GOVERNMENT OF DAVAO DE ORO			0.00	0.00	140,000.00	0.00	140,000.00	0.00	0.00	140,000.00	0.00	140,000.00	0.00	0.00	0.00	0.00	140,000.00	0.00	0.00
PROVINCIAL GOVERNMENT OF DAVAO DE ORO			0.00	0.00	140,000.00	0.00	140,000.00	0.00	0.00	140,000.00	0.00	140,000.00	0.00	0.00	0.00	0.00	140,000.00	0.00	0.00
FY 2023 FUND TRANSFER-CONSULTATION			0.00	0.00	140,000.00	0.00	140,000.00	0.00	0.00	140,000.00	0.00	140,000.00	0.00	0.00	0.00	0.00	140,000.00	0.00	0.00
MOOE	02-101101-2023-07-760	7/5/2023	0.00	0.00	140,000.00	0.00	140,000.00	0.00	0.00	140,000.00	0.00	140,000.00	0.00	0.00	0.00	0.00	140,000.00	0.00	0.00

Department :Department of Agriculture (DA)
 Agency/Entity :Philippine Council for Agriculture and Fisheries
 Operating Unit :< not applicable >
 Organization Code (UACS) :05 013 0000000
 Fund Cluster :01 - Regular Agency Fund
 (e.g. UACS Fund Cluster: 05-Internally Generated Funds and 06-Business Related Funds)

Particulars	Obligations							Disbursements (Funds Transferred To)					Liquidations				Unpaid Obligations	Unliquidated Fund Transfers		
	Obligation Request and Status		1st Quarter Ending March 31	2nd Quarter Ending June 30	3rd Quarter Ending September 30	4th Quarter Ending December 31	Total	1st Quarter Ending March 31	2nd Quarter Ending June 30	3rd Quarter Ending September 30	4th Quarter Ending December 31	Total	1st Quarter Ending March 31	2nd Quarter Ending June 30	3rd Quarter Ending September 30	4th Quarter Ending December 31			Total	
	Number	Date	4	5	6	7	8=(4+5+6+7)	9	10	11	12	13=(9+10+11+12)	14	15	16	17			18=(14+15+16+17)	19=(8-13)
			0.00	80,000.00	0.00	0.00	80,000.00	0.00	80,000.00	0.00	0.00	80,000.00	0.00	0.00	0.00	0.00	0.00	0.00	0.00	80,000.00
PROVINCIAL GOVERNMENT OF DAVAO OCCIDENTAL			0.00	80,000.00	0.00	0.00	80,000.00	0.00	80,000.00	0.00	0.00	80,000.00	0.00	0.00	0.00	0.00	0.00	0.00	0.00	80,000.00
PROVINCIAL GOVERNMENT OF DAVAO OCCIDENTAL			0.00	80,000.00	0.00	0.00	80,000.00	0.00	80,000.00	0.00	0.00	80,000.00	0.00	0.00	0.00	0.00	0.00	0.00	0.00	80,000.00
FY 2023 FUND TRANSFER-CONSULTATION			0.00	80,000.00	0.00	0.00	80,000.00	0.00	80,000.00	0.00	0.00	80,000.00	0.00	0.00	0.00	0.00	0.00	0.00	0.00	80,000.00
MOOE	02-101101-2023-04-340	4/14/2023	0.00	80,000.00	0.00	0.00	80,000.00	0.00	80,000.00	0.00	0.00	80,000.00	0.00	0.00	0.00	0.00	0.00	0.00	0.00	80,000.00
			204,000.00	0.00	0.00	0.00	204,000.00	0.00	204,000.00	0.00	0.00	204,000.00	0.00	0.00	0.00	0.00	0.00	0.00	0.00	204,000.00
PROVINCIAL GOVERNMENT OF DAVAO ORIENTAL			204,000.00	0.00	0.00	0.00	204,000.00	0.00	204,000.00	0.00	0.00	204,000.00	0.00	0.00	0.00	0.00	0.00	0.00	0.00	204,000.00
PROVINCIAL GOVERNMENT OF DAVAO ORIENTAL			204,000.00	0.00	0.00	0.00	204,000.00	0.00	204,000.00	0.00	0.00	204,000.00	0.00	0.00	0.00	0.00	0.00	0.00	0.00	204,000.00
FY 2023 FUND TRANSFER-CONSULTATION			204,000.00	0.00	0.00	0.00	204,000.00	0.00	204,000.00	0.00	0.00	204,000.00	0.00	0.00	0.00	0.00	0.00	0.00	0.00	204,000.00
MOOE	02-101101-2023-03-257	3/23/2023	204,000.00	0.00	0.00	0.00	204,000.00	0.00	204,000.00	0.00	0.00	204,000.00	0.00	0.00	0.00	0.00	0.00	0.00	0.00	204,000.00
			0.00	144,000.00	0.00	0.00	144,000.00	0.00	144,000.00	0.00	0.00	144,000.00	0.00	0.00	0.00	0.00	0.00	0.00	0.00	144,000.00
PROVINCIAL GOVERNMENT OF DINAGAT ISLANDS			0.00	144,000.00	0.00	0.00	144,000.00	0.00	144,000.00	0.00	0.00	144,000.00	0.00	0.00	0.00	0.00	0.00	0.00	0.00	144,000.00
PROVINCIAL GOVERNMENT OF DINAGAT ISLANDS			0.00	144,000.00	0.00	0.00	144,000.00	0.00	144,000.00	0.00	0.00	144,000.00	0.00	0.00	0.00	0.00	0.00	0.00	0.00	144,000.00
FY 2023 FUND TRANSFER-CONSULTATION			0.00	144,000.00	0.00	0.00	144,000.00	0.00	144,000.00	0.00	0.00	144,000.00	0.00	0.00	0.00	0.00	0.00	0.00	0.00	144,000.00
MOOE	02-101101-2023-05-478	5/11/2023	0.00	144,000.00	0.00	0.00	144,000.00	0.00	144,000.00	0.00	0.00	144,000.00	0.00	0.00	0.00	0.00	0.00	0.00	0.00	144,000.00
			124,000.00	0.00	0.00	0.00	124,000.00	0.00	124,000.00	0.00	0.00	124,000.00	0.00	0.00	0.00	0.00	0.00	0.00	0.00	124,000.00
PROVINCIAL GOVERNMENT OF EASTERN SAMAR			124,000.00	0.00	0.00	0.00	124,000.00	0.00	124,000.00	0.00	0.00	124,000.00	0.00	0.00	0.00	0.00	0.00	0.00	0.00	124,000.00
PROVINCIAL GOVERNMENT OF EASTERN SAMAR			124,000.00	0.00	0.00	0.00	124,000.00	0.00	124,000.00	0.00	0.00	124,000.00	0.00	0.00	0.00	0.00	0.00	0.00	0.00	124,000.00
FY 2023 FUND TRANSFER-CONSULTATION			124,000.00	0.00	0.00	0.00	124,000.00	0.00	124,000.00	0.00	0.00	124,000.00	0.00	0.00	0.00	0.00	0.00	0.00	0.00	124,000.00
MOOE	02-101101-2023-02-086	2/17/2023	124,000.00	0.00	0.00	0.00	124,000.00	0.00	124,000.00	0.00	0.00	124,000.00	0.00	0.00	0.00	0.00	0.00	0.00	0.00	124,000.00
			169,800.00	0.00	0.00	0.00	169,800.00	169,800.00	0.00	0.00	0.00	169,800.00	0.00	0.00	0.00	0.00	0.00	0.00	0.00	169,800.00

Department :Department of Agriculture (DA)
 Agency/Entity :Philippine Council for Agriculture and Fisheries
 Operating Unit :< not applicable >
 Organization Code (UACS) :05 013 000000
 Fund Cluster :01 - Regular Agency Fund
 (e.g. UACS Fund Cluster: 05-Internally Generated Funds and 06-Business Related Funds)

Particulars	Obligations							Disbursements (Funds Transferred To)					Liquidations					Unpaid Obligations	Unliquidated Fund Transfers	
	Obligation Request and Status		1st Quarter Ending March 31	2nd Quarter Ending June 30	3rd Quarter Ending September 30	4th Quarter Ending December 31	Total	1st Quarter Ending March 31	2nd Quarter Ending June 30	3rd Quarter Ending September 30	4th Quarter Ending December 31	Total	1st Quarter Ending March 31	2nd Quarter Ending June 30	3rd Quarter Ending September 30	4th Quarter Ending December 31	Total			
	Number	Date																		
1	2	3	4	5	6	7	8=(4+5+6+7)	9	10	11	12	13=(9+10+11+12)	14	15	16	17	18=(14+15+16+17)	19=(8-13)	20=(13-18)	
PROVINCIAL GOVERNMENT OF IFUGAO			169,800.00	0.00	0.00	0.00	169,800.00	169,800.00	0.00	0.00	0.00	169,800.00	0.00	0.00	0.00	0.00	0.00	0.00	0.00	169,800.00
PROVINCIAL GOVERNMENT OF IFUGAO			169,800.00	0.00	0.00	0.00	169,800.00	169,800.00	0.00	0.00	0.00	169,800.00	0.00	0.00	0.00	0.00	0.00	0.00	0.00	169,800.00
FY 2023 FUND TRANSFER-CONSULTATION			169,800.00	0.00	0.00	0.00	169,800.00	169,800.00	0.00	0.00	0.00	169,800.00	0.00	0.00	0.00	0.00	0.00	0.00	0.00	169,800.00
MOOE	02-101101-2023-02-066	2/13/2023	169,800.00	0.00	0.00	0.00	169,800.00	169,800.00	0.00	0.00	0.00	169,800.00	0.00	0.00	0.00	0.00	0.00	0.00	0.00	169,800.00
			126,100.00	0.00	0.00	0.00	126,100.00	126,100.00	0.00	0.00	0.00	126,100.00	0.00	0.00	0.00	0.00	0.00	0.00	0.00	126,100.00
PROVINCIAL GOVERNMENT OF KALINGA			126,100.00	0.00	0.00	0.00	126,100.00	126,100.00	0.00	0.00	0.00	126,100.00	0.00	0.00	0.00	0.00	0.00	0.00	0.00	126,100.00
PROVINCIAL GOVERNMENT OF KALINGA			126,100.00	0.00	0.00	0.00	126,100.00	126,100.00	0.00	0.00	0.00	126,100.00	0.00	0.00	0.00	0.00	0.00	0.00	0.00	126,100.00
FY 2023 FUND TRANSFER-CONSULTATION			126,100.00	0.00	0.00	0.00	126,100.00	126,100.00	0.00	0.00	0.00	126,100.00	0.00	0.00	0.00	0.00	0.00	0.00	0.00	126,100.00
MOOE	02-101101-2023-03-207	3/9/2023	126,100.00	0.00	0.00	0.00	126,100.00	126,100.00	0.00	0.00	0.00	126,100.00	0.00	0.00	0.00	0.00	0.00	0.00	0.00	126,100.00
			181,900.00	0.00	0.00	0.00	181,900.00	181,900.00	0.00	0.00	0.00	181,900.00	0.00	0.00	0.00	0.00	0.00	0.00	0.00	181,900.00
PROVINCIAL GOVERNMENT OF MT. PROVINCE			181,900.00	0.00	0.00	0.00	181,900.00	181,900.00	0.00	0.00	0.00	181,900.00	0.00	0.00	0.00	0.00	0.00	0.00	0.00	181,900.00
PROVINCIAL GOVERNMENT OF MT. PROVINCE			181,900.00	0.00	0.00	0.00	181,900.00	181,900.00	0.00	0.00	0.00	181,900.00	0.00	0.00	0.00	0.00	0.00	0.00	0.00	181,900.00
FY 2023 FUND TRANSFER-CONSULTATION			181,900.00	0.00	0.00	0.00	181,900.00	181,900.00	0.00	0.00	0.00	181,900.00	0.00	0.00	0.00	0.00	0.00	0.00	0.00	181,900.00
MOOE	02-101101-2023-02-105	2/23/2023	181,900.00	0.00	0.00	0.00	181,900.00	181,900.00	0.00	0.00	0.00	181,900.00	0.00	0.00	0.00	0.00	0.00	0.00	0.00	181,900.00
			172,000.00	0.00	0.00	0.00	172,000.00	0.00	172,000.00	0.00	0.00	172,000.00	0.00	0.00	0.00	0.00	0.00	0.00	0.00	172,000.00
PROVINCIAL GOVERNMENT OF SOUTHERN LEYTE			172,000.00	0.00	0.00	0.00	172,000.00	0.00	172,000.00	0.00	0.00	172,000.00	0.00	0.00	0.00	0.00	0.00	0.00	0.00	172,000.00
PROVINCIAL GOVERNMENT OF SOUTHERN LEYTE			172,000.00	0.00	0.00	0.00	172,000.00	0.00	172,000.00	0.00	0.00	172,000.00	0.00	0.00	0.00	0.00	0.00	0.00	0.00	172,000.00
FY 2023 FUND TRANSFER-CONSULTATION			172,000.00	0.00	0.00	0.00	172,000.00	0.00	172,000.00	0.00	0.00	172,000.00	0.00	0.00	0.00	0.00	0.00	0.00	0.00	172,000.00
MOOE	02-101101-2023-02-087	2/20/2023	172,000.00	0.00	0.00	0.00	172,000.00	0.00	172,000.00	0.00	0.00	172,000.00	0.00	0.00	0.00	0.00	0.00	0.00	0.00	172,000.00
			0.00	172,000.00	0.00	(172,000.00)	0.00	0.00	0.00	0.00	0.00	0.00	0.00	0.00	0.00	0.00	0.00	0.00	0.00	0.00
PROVINCIAL GOVERNMENT OF SURIGAO DEL NORTE			0.00	172,000.00	0.00	(172,000.00)	0.00	0.00	0.00	0.00	0.00	0.00	0.00	0.00	0.00	0.00	0.00	0.00	0.00	0.00

Department :Department of Agriculture (DA)
 Agency/Entity :Philippine Council for Agriculture and Fisheries
 Operating Unit :< not applicable >
 Organization Code (UACS) :05 013 0000000
 Fund Cluster :01 - Regular Agency Fund
 (e.g. UACS Fund Cluster: 05-Internally Generated Funds and 06-Business Related Funds)

Particulars	Obligations								Disbursements (Funds Transferred To)					Liquidations					Unpaid Obligations	Unliquidated Fund Transfers		
	Obligation Request and Status		1st Quarter Ending March 31	2nd Quarter Ending June 30	3rd Quarter Ending September 30	4th Quarter Ending December 31	Total	1st Quarter Ending March 31	2nd Quarter Ending June 30	3rd Quarter Ending September 30	4th Quarter Ending December 31	Total	1st Quarter Ending March 31	2nd Quarter Ending June 30	3rd Quarter Ending September 30	4th Quarter Ending December 31	Total					
	Number	Date	4	5	6	7	8=(4+5+6+7)	9	10	11	12	13=(9+10+11+12)	14	15	16	17	18=(14+15+16+17)	19=(8-13)			20=(13-18)	
PROVINCIAL GOVERNMENT OF SURIGAO DEL NORTE			0.00	172,000.00	0.00	(172,000.00)	0.00	0.00	0.00	0.00	0.00	0.00	0.00	0.00	0.00	0.00	0.00	0.00	0.00	0.00	0.00	0.00
FY 2023 FUND TRANSFER-CONSULTATION			0.00	172,000.00	0.00	(172,000.00)	0.00	0.00	0.00	0.00	0.00	0.00	0.00	0.00	0.00	0.00	0.00	0.00	0.00	0.00	0.00	0.00
MOOE	02-101101-2023-04-383	4/25/2023	0.00	172,000.00	0.00	(172,000.00)	0.00	0.00	0.00	0.00	0.00	0.00	0.00	0.00	0.00	0.00	0.00	0.00	0.00	0.00	0.00	0.00
			0.00	172,000.00	0.00	0.00	172,000.00	0.00	172,000.00	0.00	0.00	172,000.00	0.00	0.00	0.00	0.00	0.00	0.00	0.00	0.00	0.00	172,000.00
PROVINCIAL GOVERNMENT OF SURIGAO DEL SUR			0.00	172,000.00	0.00	0.00	172,000.00	0.00	172,000.00	0.00	0.00	172,000.00	0.00	0.00	0.00	0.00	0.00	0.00	0.00	0.00	0.00	172,000.00
PROVINCIAL GOVERNMENT OF SURIGAO DEL SUR			0.00	172,000.00	0.00	0.00	172,000.00	0.00	172,000.00	0.00	0.00	172,000.00	0.00	0.00	0.00	0.00	0.00	0.00	0.00	0.00	0.00	172,000.00
FY 2023 FUND TRANSFER-CONSULTATION			0.00	172,000.00	0.00	0.00	172,000.00	0.00	172,000.00	0.00	0.00	172,000.00	0.00	0.00	0.00	0.00	0.00	0.00	0.00	0.00	0.00	172,000.00
MOOE	FY 2023 FUND TRANSFER-CONSULTATION	4/18/2023	0.00	172,000.00	0.00	0.00	172,000.00	0.00	172,000.00	0.00	0.00	172,000.00	0.00	0.00	0.00	0.00	0.00	0.00	0.00	0.00	0.00	172,000.00
			287,400.00	0.00	0.00	0.00	287,400.00	0.00	287,400.00	0.00	0.00	287,400.00	0.00	0.00	0.00	0.00	0.00	0.00	0.00	0.00	0.00	287,400.00
ROMBLON STATE UNIVERSITY			287,400.00	0.00	0.00	0.00	287,400.00	0.00	287,400.00	0.00	0.00	287,400.00	0.00	0.00	0.00	0.00	0.00	0.00	0.00	0.00	0.00	287,400.00
ROMBLON STATE UNIVERSITY			287,400.00	0.00	0.00	0.00	287,400.00	0.00	287,400.00	0.00	0.00	287,400.00	0.00	0.00	0.00	0.00	0.00	0.00	0.00	0.00	0.00	287,400.00
FY 2023 FUND TRANSFER-CONSULTATION			287,400.00	0.00	0.00	0.00	287,400.00	0.00	287,400.00	0.00	0.00	287,400.00	0.00	0.00	0.00	0.00	0.00	0.00	0.00	0.00	0.00	287,400.00
MOOE	02-101101-2023-03-133	3/6/2023	287,400.00	0.00	0.00	0.00	287,400.00	0.00	287,400.00	0.00	0.00	287,400.00	0.00	0.00	0.00	0.00	0.00	0.00	0.00	0.00	0.00	287,400.00
Autonomous Region in Muslim Mindanao (ARMM)			1,968,200.00	300,000.00	0.00	0.00	2,268,200.00	0.00	2,268,200.00	0.00	0.00	2,268,200.00	0.00	0.00	0.00	0.00	0.00	0.00	0.00	0.00	0.00	2,268,200.00
Autonomous Regional Government in Muslim Mindanao			1,968,200.00	300,000.00	0.00	0.00	2,268,200.00	0.00	2,268,200.00	0.00	0.00	2,268,200.00	0.00	0.00	0.00	0.00	0.00	0.00	0.00	0.00	0.00	2,268,200.00
Regional Department of Agriculture and Fisheries			1,968,200.00	300,000.00	0.00	0.00	2,268,200.00	0.00	2,268,200.00	0.00	0.00	2,268,200.00	0.00	0.00	0.00	0.00	0.00	0.00	0.00	0.00	0.00	2,268,200.00
FY 2023 FUND TRANSFER-CONSULTATION			1,480,700.00	0.00	0.00	0.00	1,480,700.00	0.00	1,480,700.00	0.00	0.00	1,480,700.00	0.00	0.00	0.00	0.00	0.00	0.00	0.00	0.00	0.00	1,480,700.00
MOOE	02-101101-2023-03-243	3/22/2023	1,480,700.00	0.00	0.00	0.00	1,480,700.00	0.00	1,480,700.00	0.00	0.00	1,480,700.00	0.00	0.00	0.00	0.00	0.00	0.00	0.00	0.00	0.00	1,480,700.00
FY 2023 FUND TRANSFER-LOGISTICS SUPPORT			350,000.00	0.00	0.00	0.00	350,000.00	0.00	350,000.00	0.00	0.00	350,000.00	0.00	0.00	0.00	0.00	0.00	0.00	0.00	0.00	0.00	350,000.00
MOOE	02-101101-2023-03-243	3/22/2023	350,000.00	0.00	0.00	0.00	350,000.00	0.00	350,000.00	0.00	0.00	350,000.00	0.00	0.00	0.00	0.00	0.00	0.00	0.00	0.00	0.00	350,000.00
FY 2023 FUND TRANSFER-MEMBERSHIP VALIDATION			137,500.00	0.00	0.00	0.00	137,500.00	0.00	137,500.00	0.00	0.00	137,500.00	0.00	0.00	0.00	0.00	0.00	0.00	0.00	0.00	0.00	137,500.00

Department : Department of Agriculture (DA)
 Agency/Entity : Philippine Council for Agriculture and Fisheries
 Operating Unit : < not applicable >
 Organization Code (UACS) : 05 013 0000000
 Fund Cluster : 01 - Regular Agency Fund
 (e.g. UACS Fund Cluster: 05-Internally Generated Funds and 06-Business Related Funds)

Particulars	Obligation Request and Status		Obligations					Disbursements (Funds Transferred To)					Liquidations				Unpaid Obligations	Unliquidated Fund Transfers										
			1st Quarter Ending March 31	2nd Quarter Ending June 30	3rd Quarter Ending September 30	4th Quarter Ending December 31	Total	1st Quarter Ending March 31	2nd Quarter Ending June 30	3rd Quarter Ending September 30	4th Quarter Ending December 31	Total	1st Quarter Ending March 31	2nd Quarter Ending June 30	3rd Quarter Ending September 30	4th Quarter Ending December 31			Total									
			4	5	6	7	8=(4+5+6+7)	9	10	11	12	13=(9+10+11+12)	14	15	16	17			18=(14+15+16+17)	19=(8-13)	20=(13-18)							
MOOE	02-101101-2023-03-243	3/22/2023	137,500.00	0.00	0.00	0.00	137,500.00	0.00	137,500.00	0.00	0.00	0.00	0.00	137,500.00	0.00	0.00	0.00	0.00	0.00	0.00	0.00	0.00	0.00	0.00	0.00	0.00	137,500.00	
FY 2023 FUND TRANSFER-PMT			0.00	300,000.00	0.00	0.00	300,000.00	0.00	300,000.00	0.00	0.00	0.00	0.00	300,000.00	0.00	0.00	0.00	0.00	0.00	0.00	0.00	0.00	0.00	0.00	0.00	0.00	0.00	300,000.00
MOOE	02-101101-2023-05-474	5/11/2023	0.00	300,000.00	0.00	0.00	300,000.00	0.00	300,000.00	0.00	0.00	0.00	0.00	300,000.00	0.00	0.00	0.00	0.00	0.00	0.00	0.00	0.00	0.00	0.00	0.00	0.00	0.00	300,000.00
GRAND TOTAL			29,056,300.00	2,447,500.00	140,000.00	(172,000.00)	31,471,800.00	15,732,900.00	11,665,100.00	284,000.00	0.00	0.00	0.00	27,682,000.00	0.00	0.00	0.00	0.00	0.00	0.00	0.00	0.00	0.00	0.00	0.00	3,789,800.00	27,682,000.00	

Certified Correct:
 JOSE BEBENTOR H. BEBENIO
 Chief, Budget Section
 Date: January 28, 2024 10:37 PM

Certified Correct:
 JEODITH T. DIYAN
 OIC-Chief, Accounting Section
 Date: January 28, 2024 10:37 PM

Recommended and Evaluated By:
 MARISA R. LO
 OIC-Chief, AFMD
 Date: January 28, 2024 11:05 PM

Approved By:
 JULIETA R. ...
 OIC-Executive Director
 Date: January 28, 2024 11:11 PM

AGING OF UNPAID OBLIGATIONS
As at December 31, 2023

Department : Department of Agriculture (DA)
 Agency/Entity : Philippine Council for Agriculture and Fisheries
 Operating Unit : < not applicable >
 Organization Code (UACS) : 05 013 0000000
 Fund Cluster : 01 - Regular Agency Fund

Name of Creditors	Obligation Request and Status			AGING OF UNPAID OBLIGATIONS							Remarks
	Number	Date	Amount	Amount	90 days & below	91 to 180 days	181 to 270 days	271 to 365/366 days	More than 1 year but less than 2 years	More than 2 years	
				5=(6+7+8+9+10+11)	6	7	8	9	10	11	
1	2	3	4								12
A. Due and Demandable Obligations(Accounts Payable)*			4,207,134.48	4,207,134.48	4,207,134.48	0.00	0.00	0.00	0.00	0.00	
A.2 Prior Years' Appropriations			4,207,134.48	4,207,134.48	4,207,134.48	0.00	0.00	0.00	0.00	0.00	
Maintenance and Other Operating Expenses			4,207,134.48	4,207,134.48	4,207,134.48	0.00	0.00	0.00	0.00	0.00	
2GO EXPRESS INC.	2022-04-237	2022-04-22	128.80	128.80	128.80	0.00	0.00	0.00	0.00	0.00	
AGUSTIN MERCADO, JR.	2023-12-1633	2023-12-31	5,440.00	5,440.00	5,440.00	0.00	0.00	0.00	0.00	0.00	
AIRA JOY ABRIGOS	2023-12-1794	2023-12-18	3,820.00	3,820.00	3,820.00	0.00	0.00	0.00	0.00	0.00	
AIRA JOY ABRIGOS	2023-12-1812	2023-12-31	2,550.00	2,550.00	2,550.00	0.00	0.00	0.00	0.00	0.00	
ALCEL ATANACIO	2023-12-1748	2023-12-21	14,900.00	14,900.00	14,900.00	0.00	0.00	0.00	0.00	0.00	
ALPHA JOY PALLESOGON	2023-12-1711	2023-12-21	18,614.00	18,614.00	18,614.00	0.00	0.00	0.00	0.00	0.00	
ANDREA LOUISE GUTIERREZ	2023-12-1709	2023-12-21	15,898.00	15,898.00	15,898.00	0.00	0.00	0.00	0.00	0.00	
ANDREA LOUISE GUTIERREZ	2033-12-1798	2023-12-28	4,801.00	4,801.00	4,801.00	0.00	0.00	0.00	0.00	0.00	
APPLE MAE RUBICO	2023-12-1754	2023-12-21	10,984.00	10,984.00	10,984.00	0.00	0.00	0.00	0.00	0.00	
ARIADNE MARIE DAQUIOAG	2023-12-1751	2023-12-21	9,000.00	9,000.00	9,000.00	0.00	0.00	0.00	0.00	0.00	
ARIADNE MARIE DAQUIOAG	2023-12-1752	2023-12-21	9,769.00	9,769.00	9,769.00	0.00	0.00	0.00	0.00	0.00	
ASPIRE APPLIANCE MARKETING	2023-12-1566	2023-12-06	77,440.00	77,440.00	77,440.00	0.00	0.00	0.00	0.00	0.00	
ASPIRE APPLIANCE MARKETING	2023-12-1588	2023-12-11	176,640.00	176,640.00	176,640.00	0.00	0.00	0.00	0.00	0.00	
AUDIO MNL ENTERPRISES CO.	2023-12-1649	2023-12-19	240,000.00	240,000.00	240,000.00	0.00	0.00	0.00	0.00	0.00	
BATHSHEBA APARELLA	2023-12-1698	2023-12-21	16,724.00	16,724.00	16,724.00	0.00	0.00	0.00	0.00	0.00	
BUEN MONDEJAR	2023-12-1635	2023-12-18	20,361.00	20,361.00	20,361.00	0.00	0.00	0.00	0.00	0.00	
CANDICE RONA RAMIREZ	2023-12-1640	2023-12-18	13,354.18	13,354.18	13,354.18	0.00	0.00	0.00	0.00	0.00	
CATHERINE VIRAY	2023-12-1713	2023-12-21	11,300.00	11,300.00	11,300.00	0.00	0.00	0.00	0.00	0.00	
CHARLENE MARIQUIT	2023-12-1716	2023-12-21	6,906.50	6,906.50	6,906.50	0.00	0.00	0.00	0.00	0.00	
CHARLENE MARIQUIT	2023-12-1743	2023-12-21	8,948.00	8,948.00	8,948.00	0.00	0.00	0.00	0.00	0.00	
CHARMIN JOY ESTA	2023-12-1723	2023-12-21	6,200.00	6,200.00	6,200.00	0.00	0.00	0.00	0.00	0.00	

Department : Department of Agriculture (DA)
 Agency/Entity : Philippine Council for Agriculture and Fisheries
 Operating Unit : < not applicable >
 Organization Code (UACS) : 05 013 0000000
 Fund Cluster : 01 - Regular Agency Fund

Name of Creditors	Obligation Request and Status			AGING OF UNPAID OBLIGATIONS							Remarks
	Number	Date	Amount	Amount	90 days & below	91 to 180 days	181 to 270 days	271 to 365/366 days	More than 1 year but less than 2 years	More than 2 years	
				5=(6+7+8+9+10+11)	6	7	8	9	10	11	
CHRISTIAN JAY TORRALBA	2023-12-1811	2023-12-29	6,750.00	6,750.00	6,750.00	0.00	0.00	0.00	0.00	0.00	
CHRISTOPHER DELA ROSA	2023-12-1706	2023-12-21	13,200.00	13,200.00	13,200.00	0.00	0.00	0.00	0.00	0.00	
CHRISTOPHER DELA ROSA	2023-12-1757	2023-12-21	9,200.00	9,200.00	9,200.00	0.00	0.00	0.00	0.00	0.00	
COFCAVILLE ARTWORKS AND CONSUMER GOOD WHOLESALING	2023-12-1528	2023-12-04	80,000.00	80,000.00	80,000.00	0.00	0.00	0.00	0.00	0.00	
CONCHITA DEL ROSARIO	2023-12-1714	2023-12-21	13,719.00	13,719.00	13,719.00	0.00	0.00	0.00	0.00	0.00	
CYRILE JANE DANCEL	2023-12-1721	2023-12-21	5,914.00	5,914.00	5,914.00	0.00	0.00	0.00	0.00	0.00	
DANIEL MARIANO	2023-12-1722	2023-12-21	3,758.00	3,758.00	3,758.00	0.00	0.00	0.00	0.00	0.00	
DANIEL MARIANO	2023-12-1741	2023-12-21	1,100.00	1,100.00	1,100.00	0.00	0.00	0.00	0.00	0.00	
DANVER DELA CRUZ	2023-12-1755	2023-12-28	5,132.00	5,132.00	5,132.00	0.00	0.00	0.00	0.00	0.00	
DAVID SANTOS	2023-11-1455	2023-11-16	4,260.00	4,260.00	4,260.00	0.00	0.00	0.00	0.00	0.00	
EM BENTULAN	2023-12-1764	2023-12-21	8,100.00	8,100.00	8,100.00	0.00	0.00	0.00	0.00	0.00	
EVANDER DE GUZMAN	2023-12-1766	2023-12-21	9,900.00	9,900.00	9,900.00	0.00	0.00	0.00	0.00	0.00	
EVER ENGRAVING STATIONARY INC.	2023-13-1424	2023-11-13	89,400.00	89,400.00	89,400.00	0.00	0.00	0.00	0.00	0.00	
FERNANDO JACINTO	2023-12-1765	2023-12-22	3,922.00	3,922.00	3,922.00	0.00	0.00	0.00	0.00	0.00	
FLORELIZ AVELLANA ET AL.	2023-12-1718	2023-12-21	52,396.00	52,396.00	52,396.00	0.00	0.00	0.00	0.00	0.00	
FRANCIA MACALINTAL et Al	2023-12-1787	2023-12-27	37,941.50	37,941.50	37,941.50	0.00	0.00	0.00	0.00	0.00	
HOTEL ENTERPRISE OF THE PHILIPPINES, INC. (MIDAS HOTEL)	2023-11-1488	2023-12-28	2,226,000.00	2,226,000.00	2,226,000.00	0.00	0.00	0.00	0.00	0.00	
JAIME GO	2023-12-1643	2023-12-18	5,430.00	5,430.00	5,430.00	0.00	0.00	0.00	0.00	0.00	
JEANNE MARJORIE ALIVEROS	2023-12-1697	2023-12-21	25,000.00	25,000.00	25,000.00	0.00	0.00	0.00	0.00	0.00	
JEANNE MARJORIE ALIVEROS et, al.	2023-12-1763	2023-12-21	24,200.00	24,200.00	24,200.00	0.00	0.00	0.00	0.00	0.00	
JEDIDIAH LUIJI GAMAS	2023-12-1747	2023-12-21	4,650.00	4,650.00	4,650.00	0.00	0.00	0.00	0.00	0.00	
JENIFER GARCIA	2023-12-1627	2023-12-18	5,160.00	5,160.00	5,160.00	0.00	0.00	0.00	0.00	0.00	
JEZEBEL CAMPANIEL	2023-12-1810	2023-12-29	6,750.00	6,750.00	6,750.00	0.00	0.00	0.00	0.00	0.00	
JOHN ERRASMUS MARI MOTIANO	2023-12-1789	2023-12-21	5,250.00	5,250.00	5,250.00	0.00	0.00	0.00	0.00	0.00	
JOSHUA ROMUALDO SOLOMON	2023-12-1719	2023-12-21	4,350.00	4,350.00	4,350.00	0.00	0.00	0.00	0.00	0.00	
JOY CAMILLE LUZA	2023-12-1809	2023-12-29	6,750.00	6,750.00	6,750.00	0.00	0.00	0.00	0.00	0.00	
JUNRY DANILA	2023-12-1788	2023-12-27	3,080.00	3,080.00	3,080.00	0.00	0.00	0.00	0.00	0.00	
KHARE LOZADA	2023-12-1710	2023-12-21	9,450.00	9,450.00	9,450.00	0.00	0.00	0.00	0.00	0.00	

Department : Department of Agriculture (DA)
Agency/Entity : Philippine Council for Agriculture and Fisheries
Operating Unit : < not applicable >
Organization Code (UACS) : 05 013 0000000
Fund Cluster : 01 - Regular Agency Fund

Name of Creditors	Obligation Request and Status			AGING OF UNPAID OBLIGATIONS							Remarks
	Number	Date	Amount	Amount	90 days & below	91 to 180 days	181 to 270 days	271 to 365/366 days	More than 1 year but less than 2 years	More than 2 years	
				5=(6+7+8+9+10+11)	6	7	8	9	10	11	
LENY ROSE PERLAS	2023-12-1715	2023-12-21	19,250.00	19,250.00	19,250.00	0.00	0.00	0.00	0.00	0.00	
MA. CECILE SABILLO	2023-12-1740	2023-12-21	1,100.00	1,100.00	1,100.00	0.00	0.00	0.00	0.00	0.00	
MA. CECILE SABILLO	2023-12-1753	2023-12-21	9,300.00	9,300.00	9,300.00	0.00	0.00	0.00	0.00	0.00	
MA. CECILE SABILLO	9,468.00	2023-12-21	9,468.00	9,468.00	9,468.00	0.00	0.00	0.00	0.00	0.00	
MA. VIVIAN LLEGADO	2023-12-1746	2023-12-21	6,630.00	6,630.00	6,630.00	0.00	0.00	0.00	0.00	0.00	
MARA SEGREID BUSTOS	2023-12-1554	2023-12-06	7,650.00	7,650.00	7,650.00	0.00	0.00	0.00	0.00	0.00	
MARA SEGREID BUSTOS	2023-12-1555	2023-12-06	10,650.00	10,650.00	10,650.00	0.00	0.00	0.00	0.00	0.00	
MARA SEGREID BUSTOS	2023-12-1802	2023-12-28	13,150.32	13,150.32	13,150.32	0.00	0.00	0.00	0.00	0.00	
MARELCO TRADING CORP.	2023-11-1516	2023-11-30	20,475.00	20,475.00	20,475.00	0.00	0.00	0.00	0.00	0.00	
MAY GRACE DAGAAS	2023-12-1749	2023-12-21	13,200.00	13,200.00	13,200.00	0.00	0.00	0.00	0.00	0.00	
MAY GRACE DAGAAS	2023-12-1756	2023-12-21	7,338.24	7,338.24	7,338.24	0.00	0.00	0.00	0.00	0.00	
MAY GRACE DAGAAS	2023-12-1785	2023-12-27	5,100.00	5,100.00	5,100.00	0.00	0.00	0.00	0.00	0.00	
MAY GRACE DAGAAS	2023-12-1797	2023-12-28	27,016.56	27,016.56	27,016.56	0.00	0.00	0.00	0.00	0.00	
MELINDA QUNOÑES	2023-12-1725	2023-12-21	9,200.00	9,200.00	9,200.00	0.00	0.00	0.00	0.00	0.00	
MELINDA QUNOÑES	2023-12-1750	2023-12-21	2,000.00	2,000.00	2,000.00	0.00	0.00	0.00	0.00	0.00	
MYRA LAGUNA	2023-12-1737	2023-12-21	5,250.00	5,250.00	5,250.00	0.00	0.00	0.00	0.00	0.00	
NADAMCO	2023-01-011	2023-01-13	191,180.00	191,180.00	191,180.00	0.00	0.00	0.00	0.00	0.00	
NORBERTO NIVAL	2023-12-1804	2023-12-28	1,500.00	1,500.00	1,500.00	0.00	0.00	0.00	0.00	0.00	
PAMELA JOY CRUZ	2023-12-1790	2023-12-28	7,950.00	7,950.00	7,950.00	0.00	0.00	0.00	0.00	0.00	
PAMELA JOY CRUZ	2023-12-1795	2023-12-28	8,100.00	8,100.00	8,100.00	0.00	0.00	0.00	0.00	0.00	
PATRISHIA JOY REYTANA	2023-12-1733	2023-12-21	1,755.00	1,755.00	1,755.00	0.00	0.00	0.00	0.00	0.00	
PEACHIE MELENDEZ	2023-12-1767	2023-12-21	8,308.00	8,308.00	8,308.00	0.00	0.00	0.00	0.00	0.00	
PEBBLES DOMINIQUE SALES	2023-12-1730	2023-12-21	5,380.00	5,380.00	5,380.00	0.00	0.00	0.00	0.00	0.00	
PEBBLES DOMINIQUE SALES	2023-12-1731	2023-12-21	5,601.00	5,601.00	5,601.00	0.00	0.00	0.00	0.00	0.00	
PEBBLES DOMINIQUE SALES	2023-12-1735	2023-12-21	230.00	230.00	230.00	0.00	0.00	0.00	0.00	0.00	
PEBBLES DOMINIQUE SALES	2023-12-1736	2023-12-21	3,500.00	3,500.00	3,500.00	0.00	0.00	0.00	0.00	0.00	
PEBBLES DOMINIQUE SALES	2023-12-1758	2023-12-21	2,980.00	2,980.00	2,980.00	0.00	0.00	0.00	0.00	0.00	
PEBBLES DOMINIQUE SALES	2023-12-1769	2023-12-21	1,910.00	1,910.00	1,910.00	0.00	0.00	0.00	0.00	0.00	
PEBBLES DOMINIQUE SALES	2023-12-1770	2023-12-21	4,260.00	4,260.00	4,260.00	0.00	0.00	0.00	0.00	0.00	

Department : Department of Agriculture (DA)
 Agency/Entity : Philippine Council for Agriculture and Fisheries
 Operating Unit : < not applicable >
 Organization Code (UACS) : 05 013 0000000
 Fund Cluster : 01 - Regular Agency Fund

Name of Creditors	Obligation Request and Status			AGING OF UNPAID OBLIGATIONS							Remarks	
	Number	Date	Amount	Amount	90 days & below	91 to 180 days	181 to 270 days	271 to 365/366 days	More than 1 year but less than 2 years	More than 2 years		
				5=(6+7+8+9+10+11)	6	7	8	9	10	11		12
PEBBLES DOMINIQUE SALES	2023-12-1771	2023-12-21	7,041.00	7,041.00	7,041.00	0.00	0.00	0.00	0.00	0.00	0.00	
PEBBLES DOMINIQUE SALES	2023-12-1772	2023-12-21	7,920.00	7,920.00	7,920.00	0.00	0.00	0.00	0.00	0.00	0.00	
PEBBLES DOMINIQUE SALES	2023-12-1773	2023-12-21	230.00	230.00	230.00	0.00	0.00	0.00	0.00	0.00	0.00	
PEBBLES DOMINIQUE SALES	2023-12-1774	2023-12-22	4,240.00	4,240.00	4,240.00	0.00	0.00	0.00	0.00	0.00	0.00	
PEBBLES DOMINIQUE SALES	2023-12-1775	2023-12-21	2,240.00	2,240.00	2,240.00	0.00	0.00	0.00	0.00	0.00	0.00	
PEBBLES DOMINIQUE SALES	2023-12-1776	2023-12-27	230.00	230.00	230.00	0.00	0.00	0.00	0.00	0.00	0.00	
PEBBLES DOMINIQUE SALES	2023-12-1777	2023-12-27	1,280.00	1,280.00	1,280.00	0.00	0.00	0.00	0.00	0.00	0.00	
PEBBLES DOMINIQUE SALES	2023-12-1778	2023-12-27	230.00	230.00	230.00	0.00	0.00	0.00	0.00	0.00	0.00	
PEBBLES DOMINIQUE SALES	2023-12-1779	2023-12-27	3,480.00	3,480.00	3,480.00	0.00	0.00	0.00	0.00	0.00	0.00	
PEBBLES DOMINIQUE SALES	2023-12-1780	2023-12-27	1,770.00	1,770.00	1,770.00	0.00	0.00	0.00	0.00	0.00	0.00	
PEBBLES DOMINIQUE SALES	2023-12-1781	2023-12-27	4,230.00	4,230.00	4,230.00	0.00	0.00	0.00	0.00	0.00	0.00	
PEBBLES DOMINIQUE SALES	2023-12-1784	2023-12-27	315.00	315.00	315.00	0.00	0.00	0.00	0.00	0.00	0.00	
PEBBLES DOMINIQUE SALES	2023-13-1732	2023-12-21	4,080.00	4,080.00	4,080.00	0.00	0.00	0.00	0.00	0.00	0.00	
PHILIPPINE CACAO INDUSTRY ASSOCIATION INC. (PCIA)	2032-11-1458	2023-11-20	200,000.00	200,000.00	200,000.00	0.00	0.00	0.00	0.00	0.00	0.00	
PHILSTAR DAILY, INC	2023-02-1705	2023-12-21	100,154.88	100,154.88	100,154.88	0.00	0.00	0.00	0.00	0.00	0.00	
RACHEL ABUNDA	2023-12-1745	2023-12-21	2,100.00	2,100.00	2,100.00	0.00	0.00	0.00	0.00	0.00	0.00	
RACHEL MACAISA	2023-12-1799	2023-12-28	2,250.00	2,250.00	2,250.00	0.00	0.00	0.00	0.00	0.00	0.00	
RANDOLF LIM	2023-12-1744	2023-12-28	2,250.00	2,250.00	2,250.00	0.00	0.00	0.00	0.00	0.00	0.00	
RANDY MANALO	2023-12-1742	2023-12-28	3,300.00	3,300.00	3,300.00	0.00	0.00	0.00	0.00	0.00	0.00	
REYNALDO VILLANUEVA JR.	2023-12-1791	2023-12-28	1,000.00	1,000.00	1,000.00	0.00	0.00	0.00	0.00	0.00	0.00	
REYNALDO VILLANUEVA JR.	2023-12-1792	2023-12-28	1,000.00	1,000.00	1,000.00	0.00	0.00	0.00	0.00	0.00	0.00	
REYNALDO VILLANUEVA JR.	2023-12-1800	2023-12-28	2,500.00	2,500.00	2,500.00	0.00	0.00	0.00	0.00	0.00	0.00	
REYNALDO VILLANUEVA JR.	2023-12-1801	2023-12-28	3,200.00	3,200.00	3,200.00	0.00	0.00	0.00	0.00	0.00	0.00	
RICA JOY NAGUIAT	2023-12-1793	2023-12-28	4,000.00	4,000.00	4,000.00	0.00	0.00	0.00	0.00	0.00	0.00	
RICA JOY NAGUIAT	2023-12-1813	2023-12-29	2,550.00	2,550.00	2,550.00	0.00	0.00	0.00	0.00	0.00	0.00	
RODOLFO TAMAYO	2023-12-1620	2023-12-15	3,000.00	3,000.00	3,000.00	0.00	0.00	0.00	0.00	0.00	0.00	
ROWENA GALLEMIT	2023-12-1724	2023-12-21	2,470.00	2,470.00	2,470.00	0.00	0.00	0.00	0.00	0.00	0.00	
ROWENA GALLEMIT	2023-12-1783	2023-12-27	2,250.00	2,250.00	2,250.00	0.00	0.00	0.00	0.00	0.00	0.00	
SARAH BALES	2023-12-1803	2023-12-28	1,500.00	1,500.00	1,500.00	0.00	0.00	0.00	0.00	0.00	0.00	

Department : Department of Agriculture (DA)
 Agency/Entity : Philippine Council for Agriculture and Fisheries
 Operating Unit : < not applicable >
 Organization Code (UACS) : 05 013 0000000
 Fund Cluster : 01 - Regular Agency Fund

Name of Creditors	Obligation Request and Status			AGING OF UNPAID OBLIGATIONS							Remarks	
	Number	Date	Amount	Amount	90 days & below	91 to 180 days	181 to 270 days	271 to 365/366 days	More than 1 year but less than 2 years	More than 2 years		
	1	2	3	4	5=(6+7+8+9+10+11)	6	7	8	9	10		11
SHAWN ZEDRICK TAGUILING	2023-12-1728	2023-12-21	8,300.00	8,300.00	8,300.00	0.00	0.00	0.00	0.00	0.00	0.00	
STEPHANIE TERANTE	2023-12-1712	2023-12-21	13,262.50	13,262.50	13,262.50	0.00	0.00	0.00	0.00	0.00	0.00	
TOP PREMIERE ENTERPRISE	2023-10-1290	2023-10-11	28,500.00	28,500.00	28,500.00	0.00	0.00	0.00	0.00	0.00	0.00	
TRICIA CABADDU	2023-12-1720	2023-12-21	11,810.00	11,810.00	11,810.00	0.00	0.00	0.00	0.00	0.00	0.00	
VIRGILIO LANZUELA	2023-12-1621	2023-12-15	3,000.00	3,000.00	3,000.00	0.00	0.00	0.00	0.00	0.00	0.00	
WINSOR GAUDARIO	2023-12-1707	2023-12-21	17,478.00	17,478.00	17,478.00	0.00	0.00	0.00	0.00	0.00	0.00	
Sub-total			4,207,134.48	4,207,134.48	4,207,134.48	0.00	0.00	0.00	0.00	0.00	0.00	
Total			4,207,134.48	4,207,134.48	4,207,134.48	0.00	0.00	0.00	0.00	0.00	0.00	
B. Not Yet Due and Demandable Obligations*			3,278,026.67	3,278,026.67	898,344.44	174,173.28	1,346,289.90	859,219.05	0.00	0.00		
B.1 Current Year's Appropriations			3,278,026.67	3,278,026.67	898,344.44	174,173.28	1,346,289.90	859,219.05	0.00	0.00		
Maintenance and Other Operating Expenses			3,278,026.67	3,278,026.67	898,344.44	174,173.28	1,346,289.90	859,219.05	0.00	0.00		
ALBERTO B. SANCHEZ	02-101101-2023-05-459	2023-05-09	900.00	900.00	0.00	0.00	900.00	0.00	0.00	0.00	0.00	
ANNA MARIE DE CHAVEZ	02-101101-2023-06-705	2023-06-27	2,250.00	2,250.00	0.00	0.00	2,250.00	0.00	0.00	0.00	0.00	
APDC HARDWARE & CONSTRUCTION SUPPLIES	02-101101-2023-11-1412	2023-11-08	275,640.00	275,640.00	275,640.00	0.00	0.00	0.00	0.00	0.00	0.00	
APEX OFFICE SUPPLIES AND EQUIPMENT TRADING	02-101101-2023-04-355	2023-04-18	9,000.00	9,000.00	0.00	0.00	9,000.00	0.00	0.00	0.00	0.00	
CARMELITA J. SENENSE	02-101101-2023-05-548	2023-05-30	2,650.00	2,650.00	0.00	0.00	2,650.00	0.00	0.00	0.00	0.00	
CARMEN V. AUSTE	02-101101-2023-03-254	2023-03-23	63,750.00	63,750.00	0.00	0.00	0.00	63,750.00	0.00	0.00	0.00	
CRISTOPHER A. DELA ROSA ET AL	02-101101-2023-08-999	2023-08-15	3,716.39	3,716.39	0.00	3,716.39	0.00	0.00	0.00	0.00	0.00	
DANILO A. ESTACION	02-101101-2023-03-149	2023-03-06	3,350.00	3,350.00	0.00	0.00	0.00	3,350.00	0.00	0.00	0.00	
EJESS TRADING	02-101101-2023-05-486	2023-05-12	41,000.00	41,000.00	0.00	0.00	41,000.00	0.00	0.00	0.00	0.00	
FREDELIZA B. MIRANDA	02-101101-2023-05-547	2023-05-30	620.00	620.00	0.00	0.00	620.00	0.00	0.00	0.00	0.00	
GLOBE TELECOM, INC.	02-101101-2023-12-1796	2023-12-28	2,499.00	2,499.00	2,499.00	0.00	0.00	0.00	0.00	0.00	0.00	
HERMAN F. MALONG	02-101101-2023-05-458	2023-05-09	2,514.00	2,514.00	0.00	0.00	2,514.00	0.00	0.00	0.00	0.00	
JANIELLE ARETHA G. PELONIO	02-101101-2023-08-987	2023-08-11	22,480.00	22,480.00	0.00	22,480.00	0.00	0.00	0.00	0.00	0.00	
JESSICA A. CODERA ET AL	02-101101-2023-08-998	2023-08-15	1,483.26	1,483.26	0.00	1,483.26	0.00	0.00	0.00	0.00	0.00	
JOSEPHINE V. RAMOS	02-101101-2023-11-1456	2023-11-16	3,940.00	3,940.00	3,940.00	0.00	0.00	0.00	0.00	0.00	0.00	
KARPA II SECURITY SERVICES	02-101101-2023-12-1786	2023-12-27	345,840.68	345,840.68	345,840.68	0.00	0.00	0.00	0.00	0.00	0.00	
KNIT & TUCK MERCHANDISING	02-101101-2023-04-354	2023-04-18	100,440.00	100,440.00	0.00	0.00	100,440.00	0.00	0.00	0.00	0.00	
MA. CECILA SABILLO ET AL	02-101101-2023-07-843	2023-07-19	384,996.44	384,996.44	0.00	0.00	384,996.44	0.00	0.00	0.00	0.00	

Department : Department of Agriculture (DA)
 Agency/Entity : Philippine Council for Agriculture and Fisheries
 Operating Unit : < not applicable >
 Organization Code (UACS) : 05 013 0000000
 Fund Cluster : 01 - Regular Agency Fund

Name of Creditors	Obligation Request and Status			AGING OF UNPAID OBLIGATIONS							Remarks	
	Number	Date	Amount	Amount	90 days & below	91 to 180 days	181 to 270 days	271 to 365/366 days	More than 1 year but less than 2 years	More than 2 years		
				5=(6+7+8+9+10+11)	6	7	8	9	10	11		12
MARELCO TRADING CORPORATION	02-101101-2023-12-1560	2023-12-06	8,900.00	8,900.00	8,900.00	0.00	0.00	0.00	0.00	0.00	0.00	
MEANN'S LAUNDRY SHOP	02-101101-2023-03-253	2023-03-23	26,088.00	26,088.00	0.00	0.00	0.00	26,088.00	0.00	0.00	0.00	
MINDANAO AVENUE SERVICENTER	02-101101-2023-06-666	2023-06-20	67,368.46	67,368.46	0.00	0.00	67,368.46	0.00	0.00	0.00	0.00	
MKS FURNITURE	02-101101-2023-08-1053	2023-08-29	21,551.40	21,551.40	0.00	21,551.40	0.00	0.00	0.00	0.00	0.00	
MORPHEUSBOX SOFTWARE DEVELOPMENT SERVICES	02-102101-2023-05-051	2023-05-23	522,500.00	522,500.00	0.00	0.00	522,500.00	0.00	0.00	0.00	0.00	
MOSTACO MARKETING	02-101101-2023-12-1644	2023-12-18	166,022.00	166,022.00	166,022.00	0.00	0.00	0.00	0.00	0.00	0.00	
MSDR WATER REFILLING STATION	02-101101-2023-01-003	2023-01-06	19,500.00	19,500.00	0.00	0.00	0.00	19,500.00	0.00	0.00	0.00	
NADAMCO	02-101101-2023-01-011	2023-01-13	90,620.00	90,620.00	0.00	0.00	0.00	90,620.00	0.00	0.00	0.00	
NADAMCO	02-101101-2023-06-681	2023-06-22	199,465.00	199,465.00	0.00	0.00	199,465.00	0.00	0.00	0.00	0.00	
NESTOR D. DOMENDEN ET AL	02-101101-2023-09-1106	2023-09-12	1,458.23	1,458.23	0.00	1,458.23	0.00	0.00	0.00	0.00	0.00	
NESTOR D. DOMENDEN ET AL.	02-101101-2023-09-1126	2023-09-18	4,374.00	4,374.00	0.00	4,374.00	0.00	0.00	0.00	0.00	0.00	
PANTHERTECH FREIGHT FORWARDER AND PREMIUM COURIER EXPRESS INT'L CORP	02-101101-2023-01-006	2023-01-12	264,315.19	264,315.19	0.00	0.00	0.00	264,315.19	0.00	0.00	0.00	
PERLA JACINTO	02-101101-2023-05-457	2023-05-09	2,386.00	2,386.00	0.00	0.00	2,386.00	0.00	0.00	0.00	0.00	
RENALMA CORPORATION	02-101101-2023-09-1166	2023-09-21	96,630.00	96,630.00	0.00	96,630.00	0.00	0.00	0.00	0.00	0.00	
ROGELIO E. BALLADARES	02-101101-2023-12-1702	2023-12-21	15,002.76	15,002.76	15,002.76	0.00	0.00	0.00	0.00	0.00	0.00	
SVENJO NICDAO	02-101101-2023-08-986	2023-08-11	22,480.00	22,480.00	0.00	22,480.00	0.00	0.00	0.00	0.00	0.00	
TOP PREMIERE ENTERPRISE	02-101101-2023-01-007	2023-01-12	14,300.00	14,300.00	0.00	0.00	0.00	14,300.00	0.00	0.00	0.00	
TOP PREMIERE ENTERPRISE	02-101101-2023-04-333	2023-04-13	10,200.00	10,200.00	0.00	0.00	10,200.00	0.00	0.00	0.00	0.00	
TOP PREMIERE ENTERPRISES	02-101101-2023-10-1290	2023-10-11	10,500.00	10,500.00	10,500.00	0.00	0.00	0.00	0.00	0.00	0.00	
TOP PREMIERE ENTERPRISES	02-101101-2023-10-1291	2023-10-11	70,000.00	70,000.00	70,000.00	0.00	0.00	0.00	0.00	0.00	0.00	
TRIPLE 7 MANPOWER SERVICES, INC.	02-101101-2023-01-004	2023-01-12	377,295.86	377,295.86	0.00	0.00	0.00	377,295.86	0.00	0.00	0.00	
Sub-total			3,278,026.67	3,278,026.67	898,344.44	174,173.28	1,346,289.90	859,219.05	0.00	0.00	0.00	
Total			3,278,026.67	3,278,026.67	898,344.44	174,173.28	1,346,289.90	859,219.05	0.00	0.00	0.00	

This report was generated using the Unified Reporting System on January 29, 2024 8:45 AM; Status : SUBMITTED

Page 6 of 7

GRAND TOTAL			7,485,161.15	7,485,161.15	5,105,478.92	174,173.28	1,346,289.90	859,219.05	0.00	0.00	
Total Current Year Appropriations			3,278,026.67	3,278,026.67	898,344.44	174,173.28	1,346,289.90	859,219.05	0.00	0.00	
Total Prior Years' Appropriations			4,207,134.48	4,207,134.48	4,207,134.48	0.00	0.00	0.00	0.00	0.00	

Certified Correct:


 JHEODITH T. UYAYAN
 OIC-Chief Accounting Section
 Date: 29 JAN 2024

Recommending

Annual Rv:


 MARISA R. LO

OIC-Chief, AFMD

Date:

Approved By:


 JULIETA E. OQUENCIA
 OIC-Executive Director
 Date:

This report was generated using the Unified Reporting System on January 29, 2024 8:45 AM; Status : SUBMITTED

Page 7 of 7

AGING OF UNPAID OBLIGATIONS

As at December 31, 2023

Department : Department of Agriculture (DA)
 Agency/Entity : Philippine Council for Agriculture and Fisheries
 Operating Unit : < not applicable >
 Organization Code (UACS) : 05 013 0000000
 Fund Cluster : 02 - Foreign Assisted Projects Fund

Name of Creditors	Obligation Request and Status			AGING OF UNPAID OBLIGATIONS							Remarks
	Number	Date	Amount	Amount	90 days & below	91 to 180 days	181 to 270 days	271 to 365/366 days	More than 1 year but less than 2 years	More than 2 years	
				5=(6+7+8+9+10+11)	6	7	8	9	10	11	
1	2	3	4	5=(6+7+8+9+10+11)	6	7	8	9	10	11	12
A. Due and Demandable Obligations(Accounts Payable)*			111,300.00	111,300.00	111,300.00	0.00	0.00	0.00	0.00	0.00	0.00
A.2 Prior Years' Appropriations			111,300.00	111,300.00	111,300.00	0.00	0.00	0.00	0.00	0.00	0.00
Maintenance and Other Operating Expenses			111,300.00	111,300.00	111,300.00	0.00	0.00	0.00	0.00	0.00	0.00
QUILLER FERMIN et, al.	2023-12-149	2023-12-15	22,588.00	22,588.00	22,588.00	0.00	0.00	0.00	0.00	0.00	0.00
JOHN ERRASMUS MARI MOTIANO	2023-12-162	2023-12-27	7,500.00	7,500.00	7,500.00	0.00	0.00	0.00	0.00	0.00	0.00
JOHN ERRASMUS MARI MOTIANO	2023-12-163	2023-12-27	27,434.00	27,434.00	27,434.00	0.00	0.00	0.00	0.00	0.00	0.00
JOHN ERRASMUS MARI MOTIANO	2023-12-164	2023-12-27	6,650.00	6,650.00	6,650.00	0.00	0.00	0.00	0.00	0.00	0.00
CYLE MENDELL OLIVAS	2023-12-145	2023-12-12	7,500.00	7,500.00	7,500.00	0.00	0.00	0.00	0.00	0.00	0.00
CYLE MENDELL OLIVAS	2023-12-159	2023-12-21	9,000.00	9,000.00	9,000.00	0.00	0.00	0.00	0.00	0.00	0.00
MARICRIS GUIRIBA	2023-12-167	2023-12-29	5,850.00	5,850.00	5,850.00	0.00	0.00	0.00	0.00	0.00	0.00
REYNALDO VILLANUEVA JR.	2023-12-165	2023-12-28	8,250.00	8,250.00	8,250.00	0.00	0.00	0.00	0.00	0.00	0.00
REYNALDO VILLANUEVA JR.	2023-12-166	2023-12-28	3,300.00	3,300.00	3,300.00	0.00	0.00	0.00	0.00	0.00	0.00
SERGIO MANUEL ARGUILLA	2023-12-160	2023-12-21	9,333.00	9,333.00	9,333.00	0.00	0.00	0.00	0.00	0.00	0.00
SERGIO MANUEL ARGUILLA	2023-12-161	2023-12-22	3,895.00	3,895.00	3,895.00	0.00	0.00	0.00	0.00	0.00	0.00
Sub-total			111,300.00	111,300.00	111,300.00	0.00	0.00	0.00	0.00	0.00	0.00
Total			111,300.00	111,300.00	111,300.00	0.00	0.00	0.00	0.00	0.00	0.00
3. Not Yet Due and Demandable Obligations*			199,821.78	199,821.78	0.00	10,099.25	189,722.53	0.00	0.00	0.00	0.00
B.1 Current Year's Appropriations			199,821.78	199,821.78	0.00	10,099.25	189,722.53	0.00	0.00	0.00	0.00
Maintenance and Other Operating Expenses			199,821.78	199,821.78	0.00	10,099.25	189,722.53	0.00	0.00	0.00	0.00
CARL JOHN ESTRELLA	02-105428-2023-08-091	2023-09-05	300.00	300.00	0.00	300.00	0.00	0.00	0.00	0.00	0.00
JAHENSI E. SUPANGA ET AL	02-105428-2023-08-071	2023-07-27	9,799.25	9,799.25	0.00	9,799.25	0.00	0.00	0.00	0.00	0.00
JASMINE C. BUENAVENTURA ET AL	02-105428-2023-04-033	2023-05-03	172,932.39	172,932.39	0.00	0.00	172,932.39	0.00	0.00	0.00	0.00
MINDANAO AVENUE SERVICENTER	02-105428-2023-06-045	2023-06-20	16,790.14	16,790.14	0.00	0.00	16,790.14	0.00	0.00	0.00	0.00
Sub-total			199,821.78	199,821.78	0.00	10,099.25	189,722.53	0.00	0.00	0.00	0.00

Department : Department of Agriculture (DA)
 Agency/Entity : Philippine Council for Agriculture and Fisheries
 Operating Unit : < not applicable >
 Organization Code (UACS) : 05 013 0000000
 Fund Cluster : 02 - Foreign Assisted Projects Fund

Name of Creditors	Obligation Request and Status			AGING OF UNPAID OBLIGATIONS							Remarks
	Number	Date	Amount	Amount	90 days & below	91 to 180 days	181 to 270 days	271 to 365/366 days	More than 1 year but less than 2 years	More than 2 years	
				5=(6+7+8+9+10+11)	6	7	8	9	10	11	
Total			199,821.78	199,821.78	0.00	10,099.25	189,722.53	0.00	0.00	0.00	
GRAND TOTAL			311,121.78	311,121.78	111,300.00	10,099.25	189,722.53	0.00	0.00	0.00	
Total Current Year Appropriations			199,821.78	199,821.78	0.00	10,099.25	189,722.53	0.00	0.00	0.00	
Total Prior Years' Appropriations			111,300.00	111,300.00	111,300.00	0.00	0.00	0.00	0.00	0.00	


Certified Correct:


 JECODITH T. DIMAN
 OIC-Chief, Accounting Section
 Date: 29 JAN 2024

Recommending
 Approval By:


 MARISA R. LO
 OIC-Chief, AFMD
 Date:

Approved By:


 JULIETA E. OPULENCIA
 OIC-Executive Director
 Date: